

"High Frequency Ceramic Solutions"

490 MHz SMD Chip Antenna

P/N 0490AT62A0040

Detail Specification: 9/12/2013

Page 1 of 4

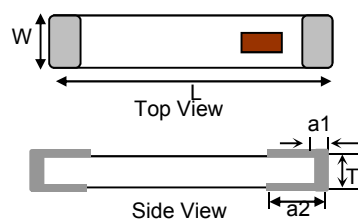
General Specifications

Part Number	0490AT62A0040
Frequency Range	470 ~ 510 MHz
Peak Gain (YZ-total)	-3.0 dBi typ.
Average Gain (YZ-total)	-6.0 dBi typ.
Return Loss	4.4 dB min.
Impedance	50 Ω
Reel Quantity	500
Operating Temperature	-40 to +85°C
Storage Temperature Range	+5 ~ +35 °C, Humidity 45~75%RH, 18 mos. max
Power Capacity	2W max (CW)



Mechanical Dimensions

	In	mm
L	0.984 ± 0.008	25.00 ± 0.20
W	0.197 ± 0.008	5.00 ± 0.20
T	0.047 ± 0.004	1.20 ± 0.10
a	0.020 ± 0.008	0.50 ± 0.20
a2	0.039 ± 0.008	1.00 ± 0.20



Terminal Configuration

No.	Function
1	Feeding Point
2	NC

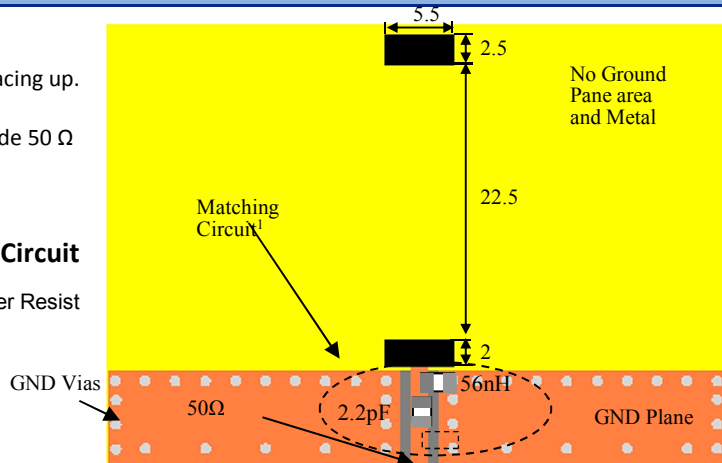
Mounting Considerations

Mount these devices with brown mark facing up.
Units: mm
* Line width should be designed to provide 50 Ω impedance matching characteristics.

With Matching Circuit

- Solder Resist
- Land

(1) Matching circuit and component values will be different on end-customer's PCB!
See page 2 and 4 for details and app notes



Johanson Technology, Inc. reserves the right to make design changes without notice.
All sales are subject to Johanson Technology, Inc. terms and conditions.



www.johansontechnology.com

4001 Calle Tecate • Camarillo, CA 93012 • TEL 805.389.1166 FAX 805.389.1821

Ver. 1.2

2013 Johanson Technology, Inc. All Rights Reserved

"High Frequency Ceramic Solutions"

490 MHz SMD Chip Antenna

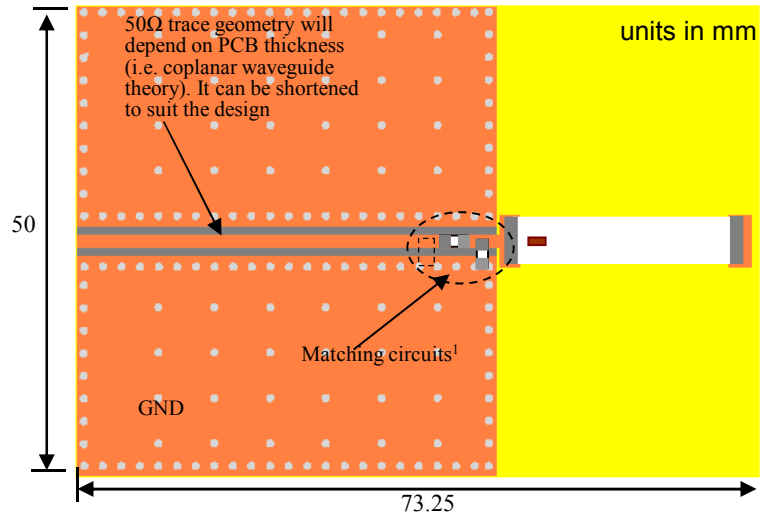
P/N 0490AT62A0040

Detail Specification: 9/12/2013

Page 2 of 4

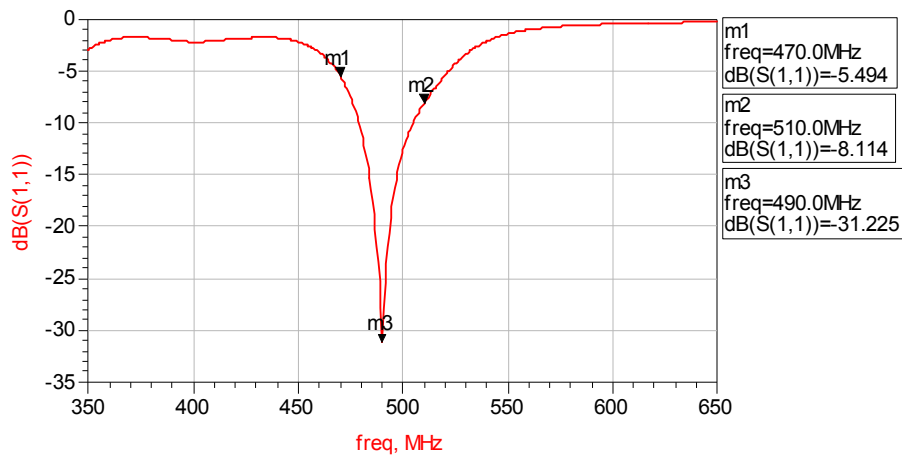
Mounting Considerations

**Test Board orderable
item p/n:**
0490AT62A0040-EB1SMA



(1)Note: It is recommended that the designer leave available slots for a "pi" (or shunt-series-shunt) network. The antenna matching network values here are used when antenna is mounted on Johanson's evaluation board. The matching values on clinet's PCB will be different, go to: johansontechnology.com/tuning and see how to obtain the new values. If you need further help, contact our RF Applications Eng Team at: www.johansontechnology.com/en/ask-a-technical-question.html

Typ Return Loss (with matching)



Johanson Technology, Inc. reserves the right to make design changes without notice.
All sales are subject to Johanson Technology, Inc. terms and conditions.



www.johansontechnology.com

4001 Calle Tecate • Camarillo, CA 93012 • TEL 805.389.1166 FAX 805.389.1821

Ver. 1.2

2013 Johanson Technology, Inc. All Rights Reserved

"High Frequency Ceramic Solutions"

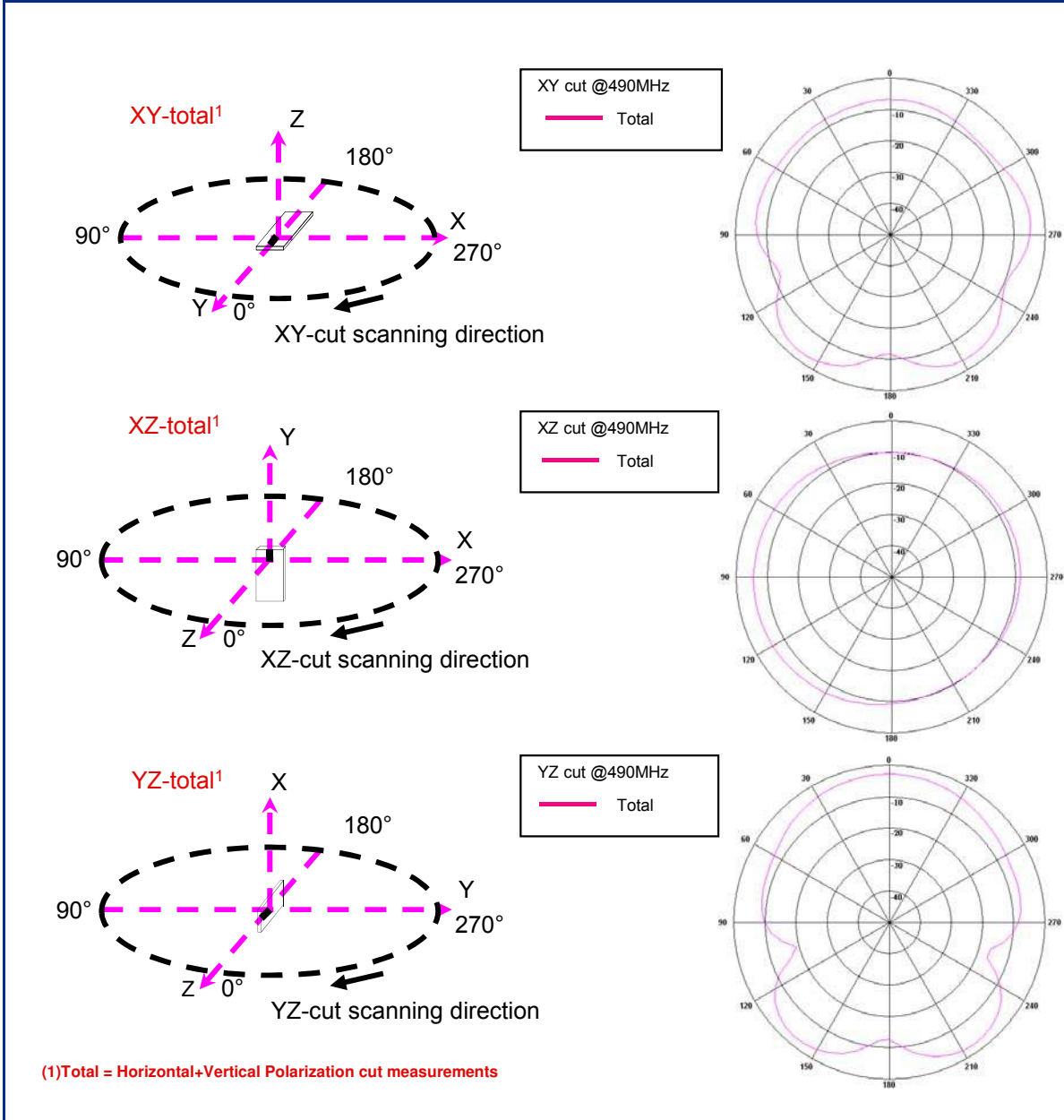
490 MHz SMD Chip Antenna

P/N 0490AT62A0040

Detail Specification: 9/12/2013

Page 3 of 4

Typical Radiation Patterns (@25C)



Johanson Technology, Inc. reserves the right to make design changes without notice.
All sales are subject to Johanson Technology, Inc. terms and conditions.



"High Frequency Ceramic Solutions"

490 MHz SMD Chip Antenna

P/N 0490AT62A0040

Detail Specification: 9/12/2013

Page 4 of 4

Further Technical and Environmental Information

Part Number Explanation

P/N Suffix	Packaging Style	Bulk (loose pieces)	Suffix = S	Eg. 0490AT62A0040S
		T & R	Suffix = E	Eg. 0490AT62A0040E
		T & R (Reverse)	Suffix = R	Eg. 0490AT62A0040R (MOQ Applies)
	Termination style	100% Tin (RoHS)	Suffix = S/E/R	Eg. 0490AT62A0040(S, E, R)
		Tin / Lead	Please consult Factory	
	Evaluation Board(s) (1-port SMA antenna test boards)	0490AT62A0040-EB1SMA (Page 2)		

Antenna layout review, tuning, and characterization services

www.johansontechnology.com/ipcantennaservices

Soldering Information

www.johansontechnology.com/ipcsoldering-profile

Packaging information

www.johansontechnology.com/ipcpackaging.html

RoHS Compliance

www.johansontechnology.com/technical-notes/rohs-compliance.html

MSL Info

www.johansontechnology.com/technical-notes/msl-rating.html

Recommended Storage Condition and Max Shelf Life

www.johansontechnology.com/ipcstorage-shelflife

Johanson Technology, Inc. reserves the right to make design changes without notice.
All sales are subject to Johanson Technology, Inc. terms and conditions.



www.johansontechnology.com

4001 Calle Tecate • Camarillo, CA 93012 • TEL 805.389.1166 FAX 805.389.1821

Ver. 1.2

2013 Johanson Technology, Inc. All Rights Reserved