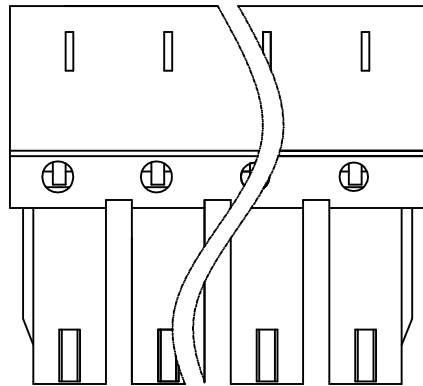
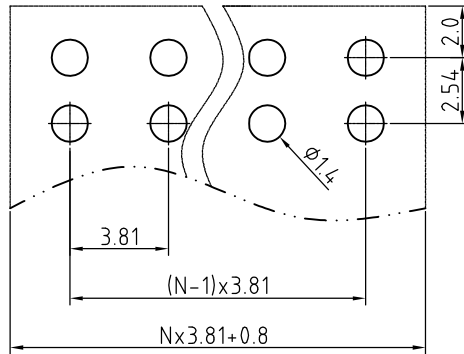
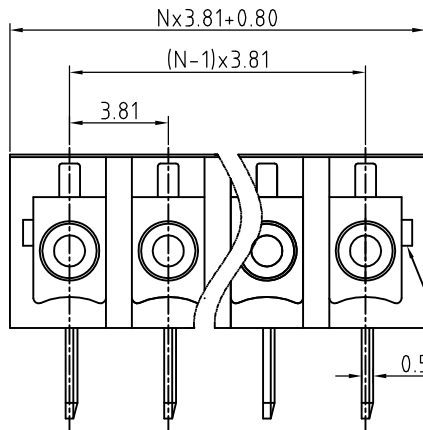


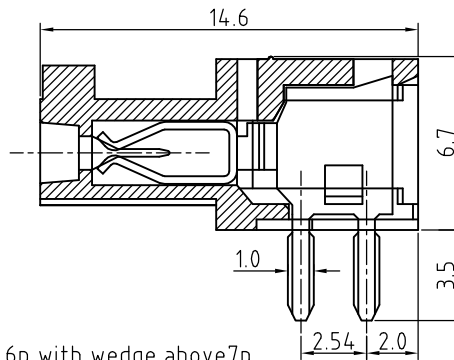
Transfer or duplication of this document as well as the utilisation or communication of its content are not permitted unless express consent is granted. Violations give rise to claims for damages. All rights reserved in case of patent, utility model or design patent registrations.



N=Number of contacts



P.C.B. LAYOUT



2p to 6p with wedge, above 7p without wedge (including 7p)

Technical Data:

Electrical

Pitch: 3.81mm

Voltage rating: 300V

Current rating: 12 Amps

Withstanding Voltage: 2500VAC(1min) Test time=60sec/1pcs

Mechanical:

Operating temperature: -40°C to +105°C

Soldering temperature

Temperature= 250°C± 10°C/ 5 seconds max

Safety approval:

RoHS Compliance

Part No.:

**OSTV7XX3151**

No. of Poles

02 2 Poles

03 3 Poles

... ..

24 24 Poles

Nonstandard colors

Mins could apply

COLOR

0: Black

2: Red

3: Orange

4: Yellow

5: Green (Standard)

6: Blue

8: Grey

2	Contact	Copper Alloy	Tin plated	1xN
1	Body	PA66 UL94V-0		1
ITEM	NAME OF PART	MATERIAL	NOTES	Q"TY
DWG.	DATE	UNITS: MM	SHEET: 1 OF 1	Tolerance
CHK.	DATE	SCALE: NONE 5:1	REV.: A	X. ±0.50
APP.	DATE	TITLE: OSTV7 SERIES 3.81MM 90° RIGHT ANGLE		X.XX ±0.30
		PART NO. OSTV7XX3151		X° ±1°
		DWG NO. OSTV7XX3151.DWG		

REV	△	DESCRIPTION	CHK.	DATE



ON-SHORE TECHNOLOGY, INC.