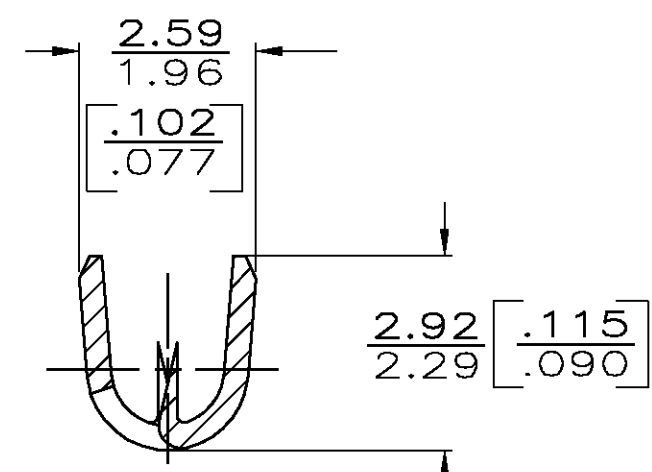
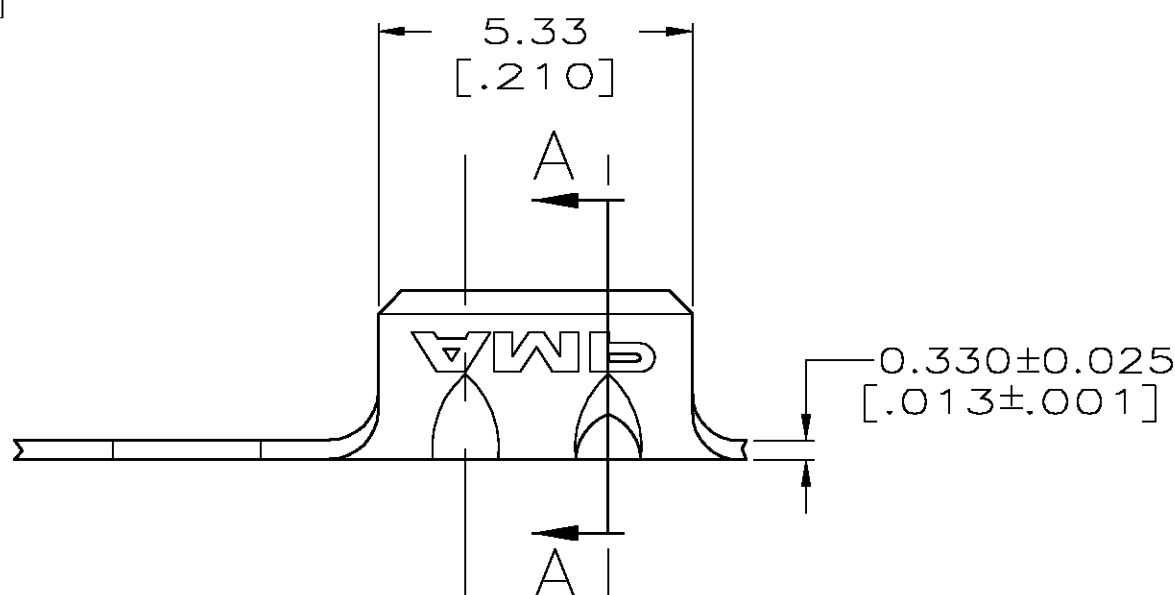
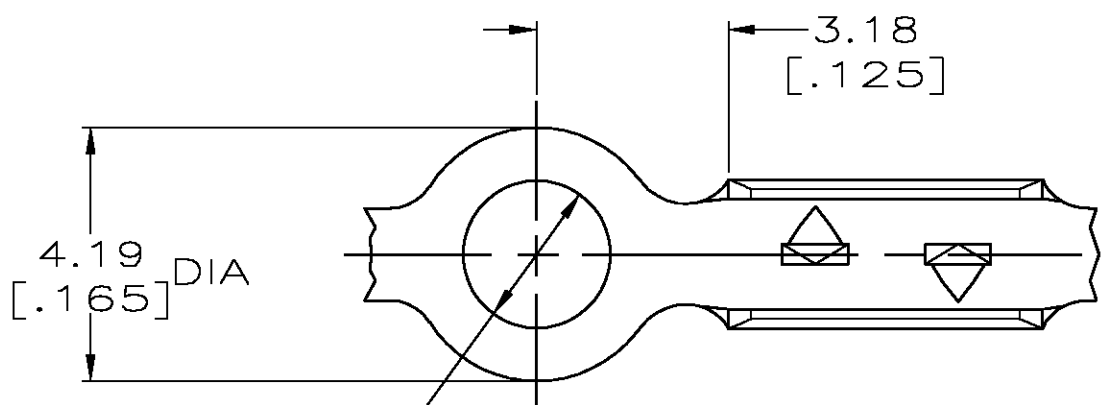


THIS DRAWING IS UNPUBLISHED. RELEASED FOR PUBLICATION
 © COPYRIGHT BY TYCO ELECTRONICS CORPORATION. ALL RIGHTS RESERVED.

LOC	DIST	REVISIONS			
P	LTR	DESCRIPTION	DATE	DWN	APVD
AF	50	T	REV PER 0G3A-0210-03	10APR03	JR DD



- 1 CONTINUOUS STRIP ON REEL.
- 2 0.00254 [.000100] MIN GOLD PL PER MIL-G-45204 OVER 0.00127 [.000050] MIN NICKEL UNDERPLATE PER QQ-N-290.
- 3 0.00508 [.000200] MIN NICKEL PL PER QQ-N-290.
- 4 WIRE SIZE 22-20 AWG
- 5 INSULATION RANGE IS 1.27-1.65 [.050-.065] DIA
- 6 PACKAGED WITH PAPER
- 7 PRELIMINARY - NOT FOR PRODUCTION

FINISH	PART NO
3 3	60422-5
3	60422-3
2	60422-1

THIS DRAWING IS A CONTROLLED DOCUMENT.		DWN PHILLIP M FORTNEY 6/15/94	Tyco Electronics Corporation Harrisburg, PA 17105	
DIMENSIONS: INCHES		CHK JEFF R RUTH 6/15/94	NAME RING, INSULATION PIERCING	
TOLERANCES UNLESS OTHERWISE SPECIFIED:		APVD R KUZO 6/15/94	PRODUCT SPEC -	
0 PLC ± - 1 PLC ± - 2 PLC ± 0.25 [.010] 3 PLC ± - 4 PLC ± - ANGLES ± -		APPLICATION SPEC -	SIZE A3	CAGE CODE 00779
MATERIAL 082 BRASS	FINISH SEE TABLE	WEIGHT -	DRAWING NO C-60422	RESTRICTED TO -
CUSTOMER DRAWING			SCALE 8:1	SHEET 1 OF 1