

PART NUMBER	LED COLOR
591-2001-002	HI.EFF. RED
591-2001-007	
591-2001-013	
591-2101-002	AlGaAs RED
591-2101-007	
591-2101-013	
591-2201-002	HI. INTENSITY GREEN
591-2201-007	
591-2201-013	
591-2301-002	GREEN
591-2301-007	
591-2301-013	
591-2401-002	YELLOW
591-2401-007	
591-2401-013	
591-2601-002	BLUE
591-2601-007	
591-2601-013	
591-2701-002	AlInGaP YELLOW
591-2701-007	
591-2701-013	

LED COLOR = HI.EFF. / RED - GREEN - YELLOW						
OPERATING CHARACTERISTICS AT 25°C AMBIENT						
CHARACTERISTICS		MIN	TYP	MAX	UNITS	TEST CONDITIONS
LUMINOUS INTENSITY	RED	5.6	9.8	14.0	mcd	I _f = 10 mA
	GREEN	7.1	10.6	14.0		
	YELLOW	7.1	12.6	18.0		
FORWARD VOLTAGE	RED	2.0	2.5		V	I _f = 10 mA
	GREEN	2.0	2.5			
	YELLOW	2.0	2.5			
REVERSE VOLTAGE	RED	5			V	I _r = 10 μA
	GREEN	5				
	YELLOW	5				
PEAK WAVELENGTH	RED	635			nm	I _f = 10 mA
	GREEN	572				
	YELLOW	586				
DOMINANT WAVELENGTH	RED	622	628	634	nm	I _f = 10 mA
	GREEN	564	570	576		
	YELLOW	580	587	595		

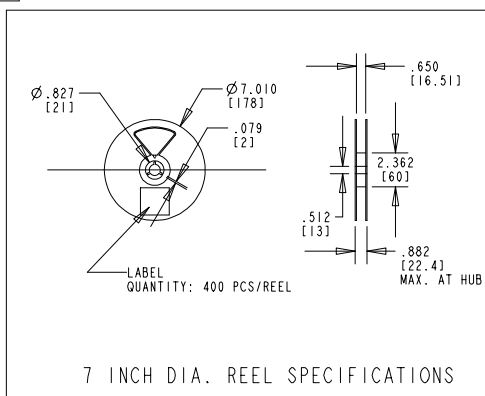
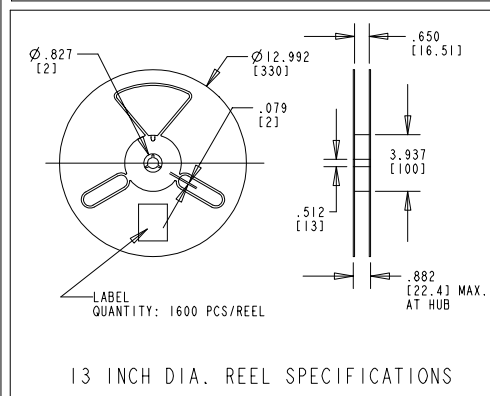
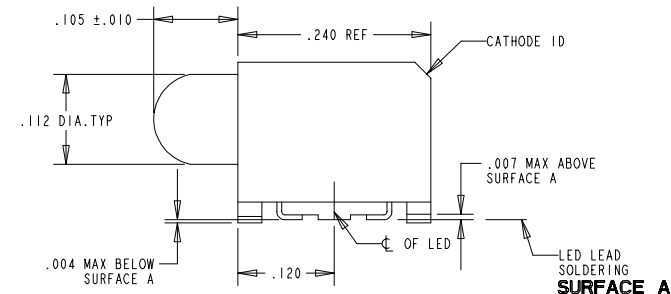
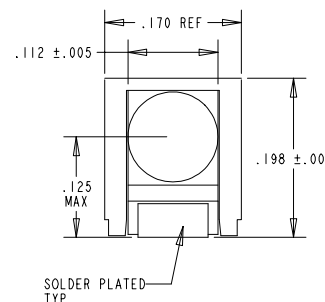
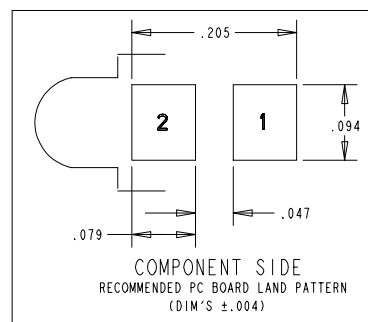
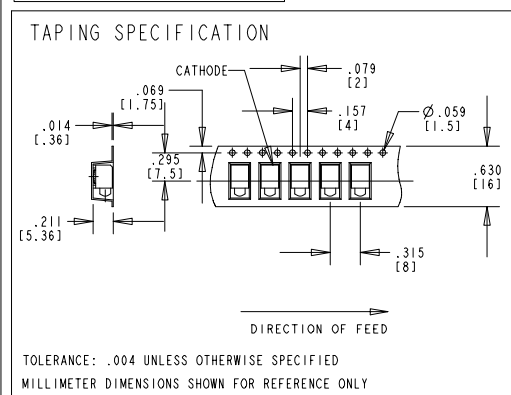
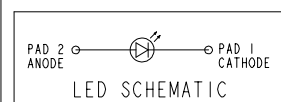
LED COLOR = RED (AlGaAs) GREEN (HI.INT.) YELLOW (AlInGaP)						
OPERATING CHARACTERISTICS AT 25°C AMBIENT						
CHARACTERISTICS		MIN	TYP	MAX	UNITS	TEST CONDITIONS
LUMINOUS INTENSITY	AlGaAs RED		23.9		mcd	I _f = 10 mA
	HI.INT. GREEN		9.1			
	AlInGaP YELLOW		33.6			
FORWARD VOLTAGE	AlGaAs RED	1.8	2.4		V	I _f = 20 mA
	HI.INT. GREEN	2.1	2.6			
	AlInGaP YELLOW	2.0	2.4			
REVERSE VOLTAGE	AlGaAs RED	5			V	I _f = 10 mA
	HI.INT. GREEN	5				
	AlInGaP YELLOW	5				
DOMINANT WAVELENGTH	AlGaAs RED		638		nm	
	HI.INT. GREEN		569			
	AlInGaP YELLOW		595			

LED COLOR = RED (AlGaAs) GREEN (HI.INT.) YELLOW (AlInGaP)			
ABSOLUTE MAXIMUM RATING AT 25°C AMBIENT			
POWER DISSIPATION	R-G-Y	100	UNITS
DERATE LINEARLY FROM 25°C	AlGaAs RED	0.8	mW
	HI.INT. GREEN	0.6	
	AlInGaP YELLOW	0.6	
CONTINUOUS FORWARD CURRENT	AlGaAs RED	40	mA
	HI.INT. GREEN	30	
	AlInGaP YELLOW	50	
PEAK FORWARD CURRENT (1/10 DUTY CYCLE, 0.1 ms PULSE WIDTH)	AlGaAs RED	200	mA
	HI.INT. GREEN	120	
	AlInGaP YELLOW	160	
OPERATING TEMPERATURE	R-G-Y	-55 TO 100	°C
STORAGE TEMPERATURE	R-G-Y	-55 TO 100	°C
INFRARED REFLOW SOLDERING	R-G-Y	260°C FOR 5 SEC	
VAPOR PHASE SOLDERING	R-G-Y	215°C FOR 3 MIN	

LED COLOR = BLUE						
OPERATING CHARACTERISTICS AT 25°C AMBIENT						
CHARACTERISTICS	MIN	TYP	MAX	UNITS	TEST CONDITIONS	
LUMINOUS INTENSITY		6.0		mcd	I _f = 10 mA	
FORWARD VOLTAGE		3.5	4.2	V	I _f = 10 mA	
REVERSE CURRENT		0.01	10	μA	V _R = 5 V	

LED COLOR = BLUE			
ABSOLUTE MAXIMUM RATING AT 25°C AMBIENT			
POWER DISSIPATION	100	UNITS	
DERATE LINEARLY FROM 55°C	0.44	mW	
CONTINUOUS FORWARD CURRENT	20	mA	
OPERATING TEMPERATURE	-40 TO 100	°C	
STORAGE TEMPERATURE	-40 TO 100	°C	

SOLDER PROFILE: IR 235°C PEAK FOR 15 sec / 185°C FOR 90 sec MAX



- NOTES :
- 1- MILLIMETER DIMENSIONS SHOWN FOR REFERENCE ONLY
 - 2- PAD NUMBERS ARE FOR REFERENCE ONLY, DESIGNATION NON-EXISTENT ON PART
 - 3- STORAGE CONDITIONS FOR TAPED PRODUCT: RE-TAPING MAY BE NECESSARY FOR PRODUCTS STORED MORE THAN TWELVE MONTHS
 - 4- ORDER QUANTITY IS LED ASSEMBLIES, NOT REELS
 - 5- ...-002 SUFFIX MEANS PARTS ARE PACKED ON A 20 pc SAMPLE STRIP
 - 6- ...-007 SUFFIX MEANS PARTS ARE PACKED ON A 7 INCH REEL, 400 pcs/REEL
 - 7- ...-013 SUFFIX MEANS PARTS ARE PACKED ON A 13 INCH REEL, 1600 pcs/REEL
 - 8- LENS MOVEMENT IN RELATIONSHIP TO THE HOUSING IS:
 - .009" T.I.R. VERTICALLY
 - .007" T.I.R. HORIZONTALLY
 - 9- FRONT AND REAR TERMINALS OF THE ASSEMBLY TO BE WITHIN .005 COPLANARITY
 - 10- LED LEAD FRAME MATERIAL: CORE MATERIAL = COPPER
 - 11- 1st PLATING = Ag-100%, THICKNESS ABOUT 90 MICRO-INCH
 - 12- 2nd PLATING = 90% Sn - 10% Pb, THICKNESS RANGE 200 TO 800 MICRO-INCH
 - 13- DIALIGHT PART NUMBERS = 591-2401-002, 591-2401-007, 591-2401-013
 - 14- DEVICE HAS A MOISTURE SENSITIVITY LEVEL "2" CAUTION LABEL APPLIED AS PER JEDEC STD. 033

REV.	ECN NO.	REVISIONS	DRN.	CKD.	APP.	DATE
A		---	---	---	---	---
B		---	---	---	---	---
C		---	---	---	---	---
D		REDRAWN WITH CHANGES -NEW HSG AND LENS DESIGN -ADDED NOTE 6-8 -CHANGE LED CHARACTERISTIC	YY	---	NO	3-7-94
E		ADDED HI. GREEN AND AlInGaP YELLOW AND CHANGE TO ANOTHER AlGaAs RED CHANGE NOTE 8	AV	DC	NO	3-8-00
F		ADD ...2601... (BLUE) CORRECT HI.EFF. LED SPEC	AV	DC	NO	10-10-00
G		ADDED NOTE 10	YIS	JMC	NO	2-14-03
H		UPDATED LED SPEC. FOR HI.EFF. RED, GREEN & YELLOW	YIS			

SCALE 8:1		
ALL DIM'S IN: INCHES	DRAWING NUMBER	REV
	C-15636	H
TOLERANCES: UNLESS OTHERWISE SPECIFIED	TITLE	SURFACE MOUNT CBI - ROUND LENS
FRACTIONS: ±1/64 DECIMALS (.XX): ±.020 DECIMALS (.XXX): ±.015 DECIMALS (.XXXX): ±.010 ANGLES: ±3°	MATERIAL	
FINISH:	Dialight	1501 ROUTE 34 SOUTH FARMINGDALE, NJ 07727
FSCM 83330	SHEET OF	FAMILY TABLES: