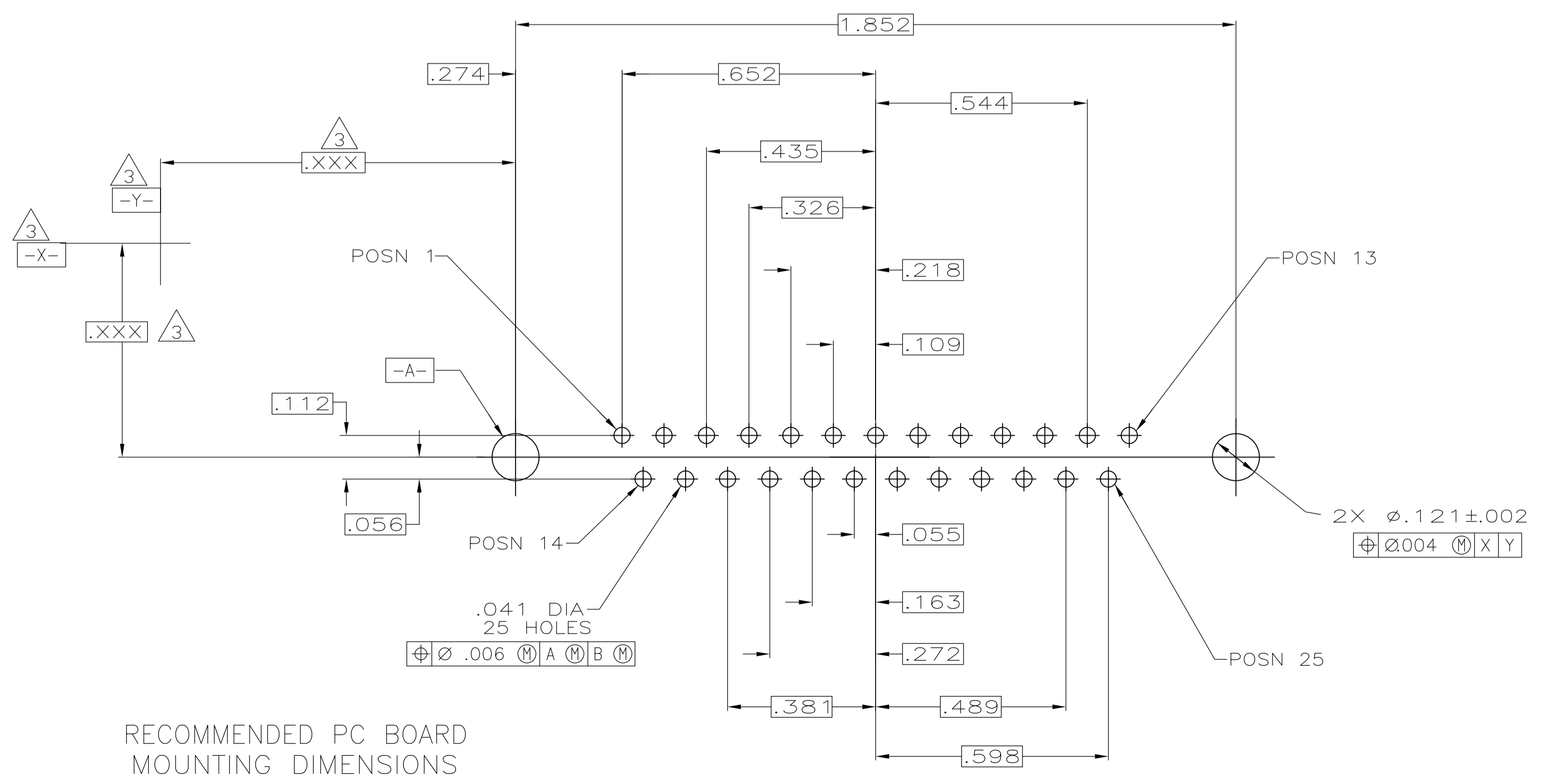
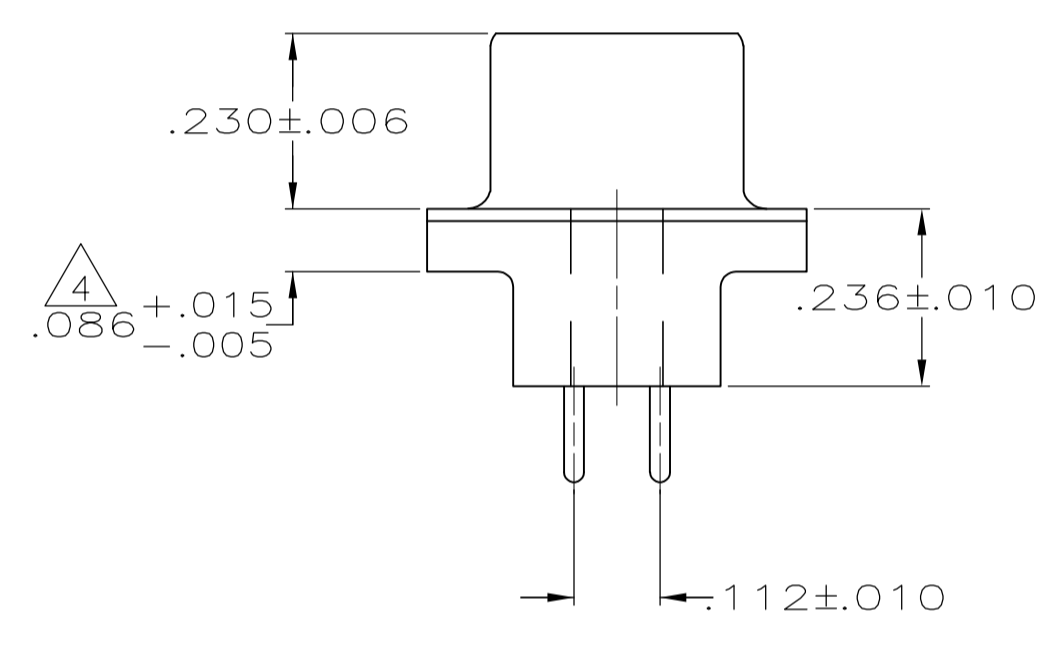
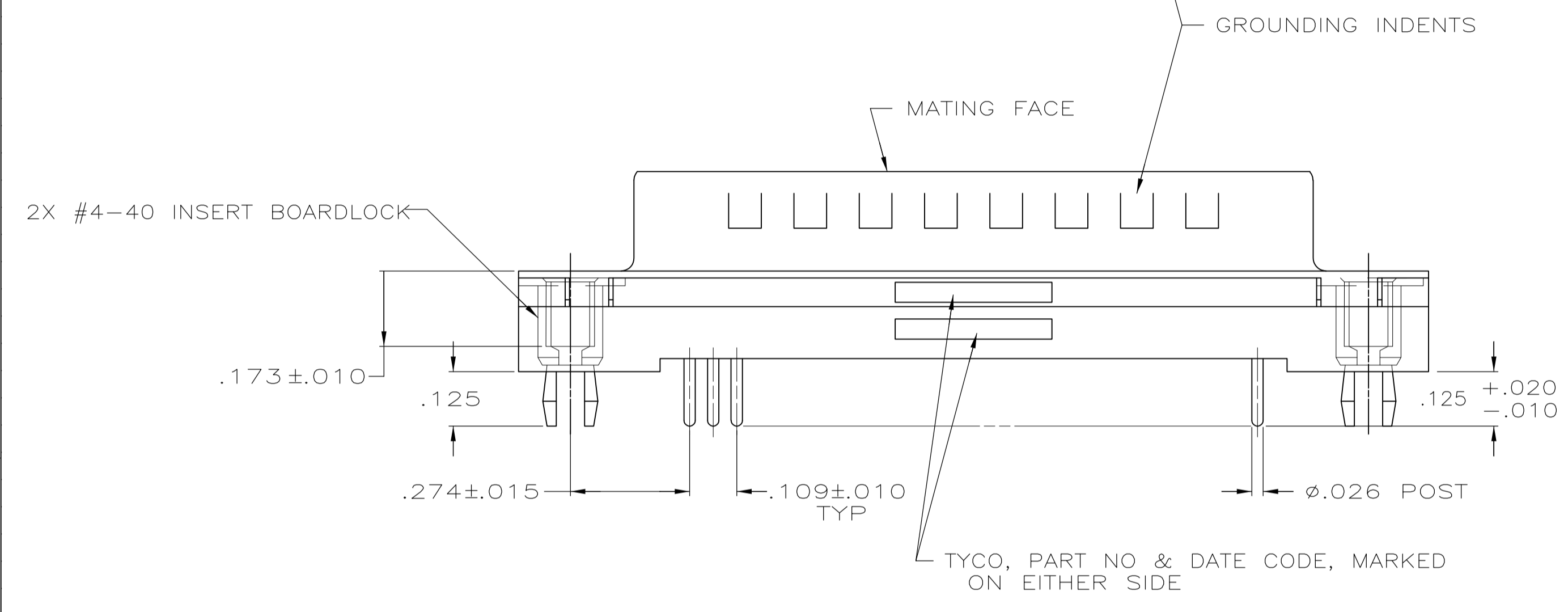
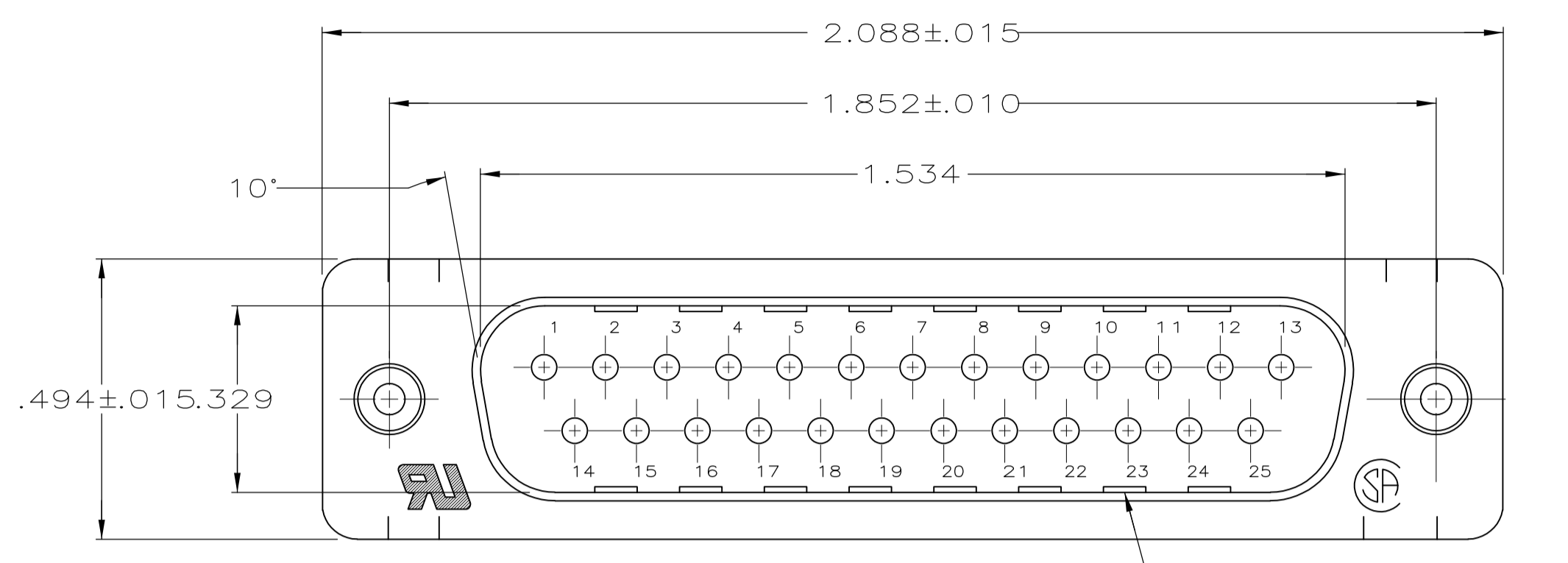


REVISIONS					
P	LTR	DESCRIPTION	DATE	DMN	APVD
C		REVISED PER ECO-16-001548	24FEB2016	AP	DG

- 1 HOUSING: POLYESTER, UL 94V-0 RATED, COLOR BLACK.  
SHELL: CARBON STEEL.  
CONTACTS: BRASS.  
INSERT BOARDLOCKS: BRASS.
- 2 SHELLS: .000200 MIN TIN OVER .000100 MIN COPPER.  
CONTACTS: GOLD PLATED FOR A LENGTH OF .150 MIN FROM MATING END, .000030 MIN GOLD IN MATED AREA, .000100 MIN TIN ON TERMINATION END, ALL OVER .000050 MIN NICKEL ON ENTIRE CONTACT.  
-OR-  
GOLD FLASH OVER PALLADIUM NICKEL PLATED FOR A LENGTH OF .150 MIN FROM MATING END, .000030 MIN PALLADIUM NICKEL IN MATED AREA, .000100 MIN TIN ON TERMINATION END, ALL OVER .000050 MIN NICKEL ON ENTIRE CONTACT.  
INSERT BOARDLOCKS: .000150 MIN TIN OVER .000100 MIN COPPER.
- 3 DATUMS AND BASIC DIMENSIONS ESTABLISHED BY CUSTOMER.
- 4 .110 MAX IN SHELL TAB CLINCH AREAS.



RECOMMENDED PC BOARD MOUNTING DIMENSIONS

2-5747704-0  
PART NO

THIS DRAWING IS A CONTROLLED DOCUMENT.		DIN B. LATTUCA 26SEPT05	 TE Connectivity
DIMENSIONS: INCHES		CHK S. BOLASH 26SEPT05	
TOLERANCES UNLESS OTHERWISE SPECIFIED:		APPD M. WALMSLEY 26SEPT05	NAME
0 PLC ± -	1 PLC ± -	2 PLC ± -	PLUG ASSEMBLY, SIZE 3, 25 POS., VERTICAL, .026 DIAMETER POSTS, RETENTION INSERTS, FRONT METAL SHELL, AMPLIMITE HD-20
3 PLC ± .005	4 PLC ± -	ANGLES ± ±	PRODUCT SPEC 108-40025
MATERIAL		WEIGHT	APPLICATION SPEC 114-40023
FINISH		SCALE 1:1	RESTRICTED TO
CUSTOMER DRAWING		SHEET 1 OF 1	REV C