


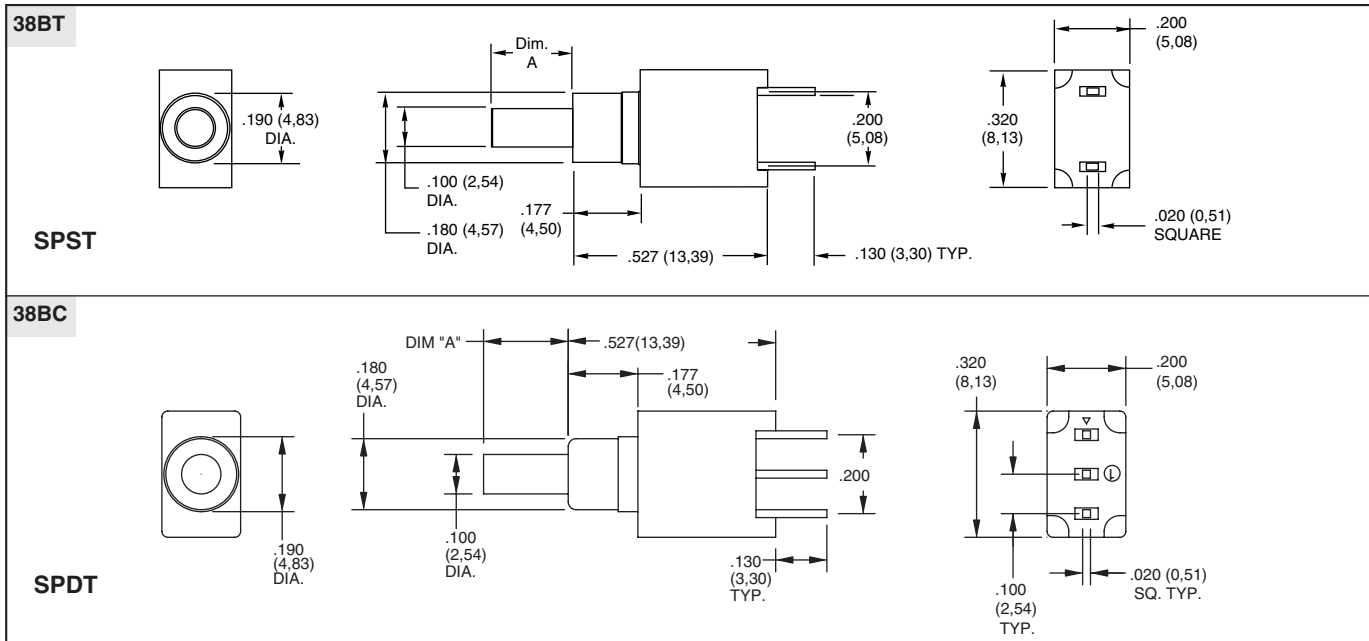
SERIES 38BT and 38BC Sub-Miniature Vertical PC Mount

FEATURES

- Actuates at Right Angle to Printed Circuit Board
- Drop-In Replacement for Industry Standard
- SPST and SPDT, Momentary Contact
- Sealed Plunger Option



DIMENSIONS in inches (and millimeters)



Unless otherwise indicated, tolerances are $\pm .010$ (0,25)

SPECIFICATIONS

Electrical Ratings

Operating Life: 80,000 make-and-break cycles at full load

Contact Rating (resistive load):

Gold Contacts: 0.4 VA maximum at 20 Vac or Vdc

Silver Contacts: 1.0 Amp maximum at 120 Vac or 28 Vdc

Contact Resistance: Below 20 milliohms typical initial at 2-4 Vdc, 100 mA, for both silver and gold-plated contacts

Insulation Resistance: 1000 megaohms minimum

Voltage Breakdown: 1000 Vrms minimum at sea level

Operating Temperature: -30°C. to +85°C.

Solderability: Per MIL-STD-202F, Method 208D, or EIA RS-186E, Method 9 (1 hour steam aging)

Materials and Finishes

Base and Cover: Thermoplastic (UL 94V-0)

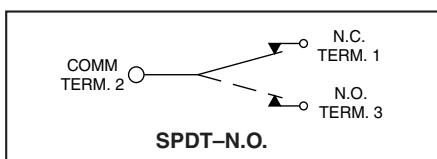
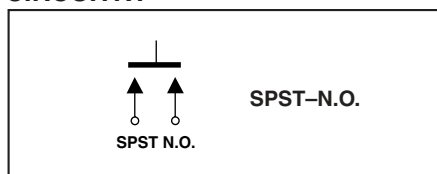
Plunger: Thermoplastic (UL 94V-0), (S versions include an internal o-ring seal)

Terminals: Copper alloy, gold or silver plate (as specified) over nickel plate

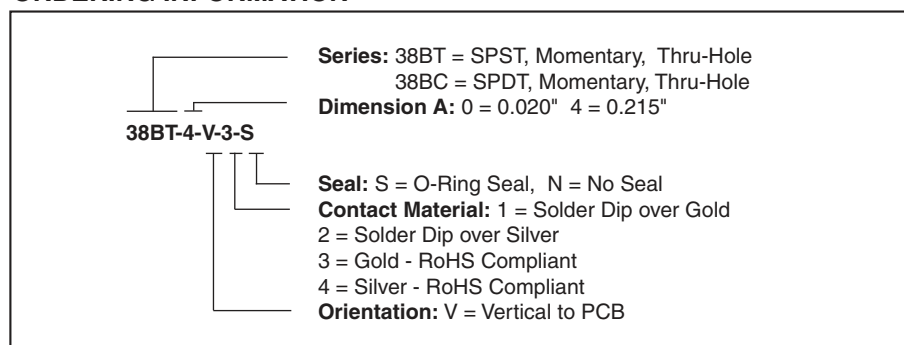
Spring: Plated music wire

Contact System: Copper alloy, gold or silver plate (as specified) over nickel plate

CIRCUITRY



ORDERING INFORMATION



Pushbutton Switches



Pushbutton Engineering Information

Pushbutton switches are selected not only by their ratings, but also by their contact type. While nearly all rotary switches and DIP switches have wiping contacts, pushbutton switches may have either wiping or butt contacts (see internal views below).

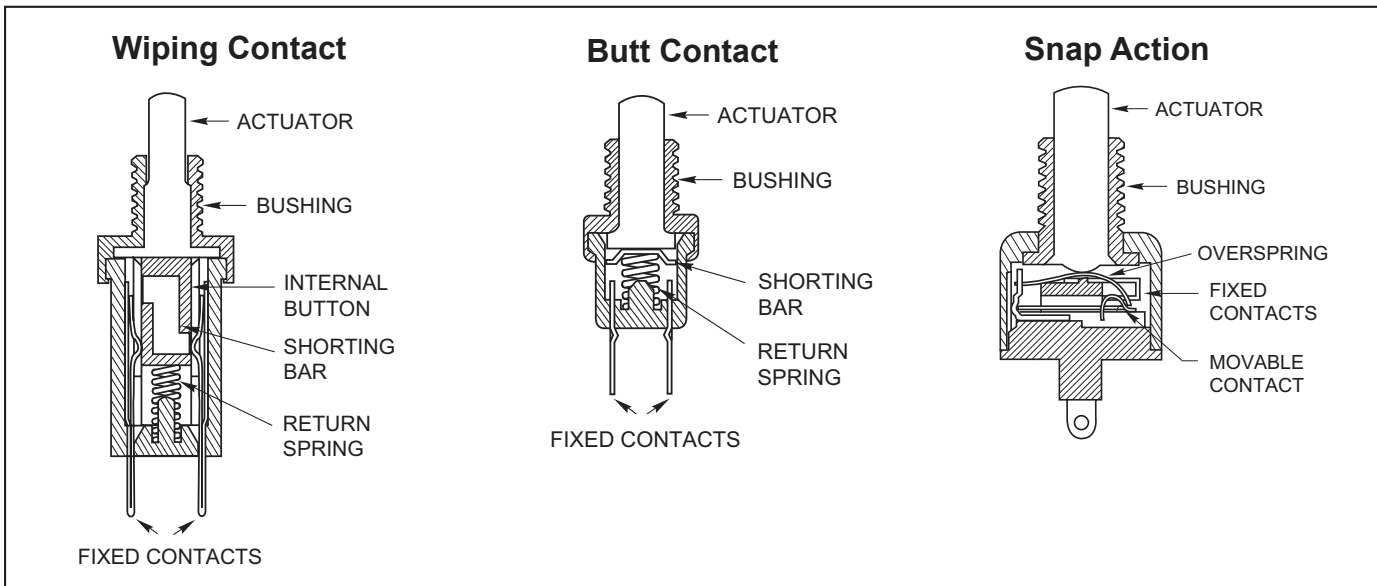
Wiping Contacts are self-cleaning and usually provide a low resistance in circuits where contact resistance is critical. However, the wiping action creates mechanical wear and conductive wear products.

Butt Contacts have less wear than wiping contacts and therefore, have a longer life. They are also smaller. Butt contacts are not self-cleaning, so their contact resistance can vary from operation to operation.

Snap Action switches are basically butt contact switches with a spring mechanism which provides the make and break. The mechanism controls both the operating point and the rate of operation, but adds to the wear of

the switch. The rapid rate of make and break means that these switches are appropriate for high current loads. They usually have a slight wiping action and contact surfaces made of precious metals to minimize their disadvantages.

Internal Views of Pushbutton Switches



Switch Terminology

Actuator: The part of the switch to which an external force is applied to operate the switch.

Alternate Action (Push-Push) Switch: A switch in which the operable position is maintained after the first actuation, and then disengaged with the second operation.

Break-Before-Make Switch (BBM): A double throw switch in which the moving contact breaks the connection with the first circuit before making contact with the second; also called non-shorting switch.

Double Throw Switch: A switch which has a normally open as well as a normally closed circuit per pole.

Joystick Action Switch: (From Joystick, the control for an airplane). A lever switch which operates with momentary action in 4 directions, and is disengaged in the upright position.

Make-Before-Break Switch (MBB): A double throw switch in which the contacts makes connection with the second circuit before breaking contact with the first; also called shorting switch.

Maintained Contact Switch: A switch in which the actuator remains in a position until it is actuated to another position where it also remains until actuated. Example: Push-Pull Switch.

Momentary Contact Switch: A switch in which the shorting bar returns from its operated position to its normal or free position when the actuating force is removed.

Operating Position or Point: The position of the actuator when the desired electrical action (make or break of contact) occurs.

N.C., Normally Closed: Switch in which the circuit is closed without actuation (with actuator in the "normal" position).

N.O., Normally Open: Switch in which the circuit is open without actuation (with actuator in the "normal" position).

Overtravel: The distance or angle between the operating position and the extreme position to which the actuator may be moved.

Pole: An electrically isolated circuit within a switch; a common terminal and all the selected terminals to which it connects.

Pretravel: The distance or angle through which the actuator moves from its free position to its electrical operating position.

Single Throw Switch: A switch which has only one normally open or one normally closed circuit per pole.

Throw: See Single Throw and Double Throw.



Circuitry*	Rating (Amps at 115 Vac Res.)	Operations At Rating	Maximum Width*** inch (mm)	Features	Series
------------	-------------------------------	----------------------	----------------------------	----------	--------

Butt Contact

SPST	N.O. or N.C.	5	6,000	3/8 (9,53)	UL Listed	30	
	N.O. or N.C.	1	1,000,000	3/8 (9,53)	Momentary, Terminal Seal, (Wire Leads Optnl.)	30	
	N.O.	1	500,000	3/8 (9,53)	Overtravel, Terminal Seal, (Wire Leads Optnl.)	30	
	N.O.	1	200,000	11/16 (17,46)	Positive Feel, Overtravel, Terminal Seal, (Wire Leads Optional)	30	
	On or Off	1	100,000	11/16 (17,46)	Push/Pull Action (Maintained)	30	
	N.O. or N.C.	1	250,000	1/2 (12,7)	Watertight, Terminal Seal, (Wire Leads Optnl.)	30	
	N.O.	1	1,000,000	11/16 (17,46)	Square & Round Bezels	30	
	N.O. or N.C.	1	1,000,000	1+ (25,4)	Square Bezel Panel Mount	30	
	N.O.	1	200,000	11/16 (17,46)	Pos. Feel, Overtravel, Square & Round Bezels	30	
	N.O.	1	200,000	11/16 (17,46)	Pos. Feel, Overtravel, Sq. Bezel Panel Mount	30	
	N.O.	.020**	80,000	5/16+ (8,13)	Miniature, Surface Mount	38	
	N.O.	.020**	80,000	5/16+ (8,13)	Miniature, Horizontal PC Mount	38	
	N.O.	.020**	80,000	5/16+ (8,13)	Miniature, Vertical to PC Mount	38	
	N.O. or N.C.	.250	100,000	1/4 (6,35)	Sealed Plunger, Stackable with LEDs	32	
	N.O.	.500	1,000,000	1/4 (6,35)	Miniature	39	
	N.O.	.500	500,000	1/2 (12,7)	Overtravel, Miniature Limit Switch, (Wire Leads Optional)	39	
	N.O.	.500	100,000	1/2 (12,7)	Overtravel, Miniature, (Wire Leads Optional)	39	
	N.O.	.500	250,000	5/16 (7,94)	Watertight Seal, Miniature, (Wire Leads Optional)	39	
	N.C.	.250	250,000	1/4 (6,35)	Miniature (Wire Leads Optional)	39	
	N.C.	.250	100,000	5/16 (7,94)	Watertight Seal, Miniature, (Wire Leads Optnl.)	39	
	N.C.	.250	100,000	1/2 (12,7)	Actuator Seal, Miniature Limit Switch (Wire Leads Optional)	39	
	N.O.	.150**	1,000,000	1/4 (6,35)	PC Mount, Miniature, Sealed	39	
	N.O.	.150**	1,000,000	1/4 (6,35)	PC Mount, Miniature, Right Angle, Cap Seal	39	
	N.O.	.150**	100,000	1/4 (6,35)	PC Mount, Miniature, Overtravel	39	
	N.O.	.020, .150**	1,000,000	3/8 (9,53)	Economical Contact Plating	30	
	N.O.	.020, .150**	1,000,000	3/8 (9,53)	Econ. Plating, Square Bezel Panel Mount	30	
	N.O.	.020, .150**	1,000,000	1/4 (6,35)	Economical Contact Plating	39	
	N.O.	.020, .150**	100,000	1/2 (12,7)	Actuator Seal, Overtravel, Miniature Limit Switch, (Wire Leads Optional)	39	
	SPDT	BBM	.250	100,000	1/4 (6,35)	SPST AND SPDT, Stackable w/LEDs	32
		BBM	.250	500,000	1/2 (12,7)	PC Mount, 2 Circuits, Right Angle, Total Seal	39
BBM		.020**	80,000	5/16 (8,13)	Miniature, Surface Mount	38	

Wiping Contact

SPST	N.O. or N.C.	3	6,000	13/16 (20,6)	Decorator Line	4000/10
	N.O. or N.C.	1	100,000	13/16 (20,6)	Momentary Action & Positive Feel Types	4000/10
	N.O.	.250	100,000	1/2 (12,7)	Momentary Action & Terminal Seal Types	23
	N.O.	.4VA	40,000	.177 (4,5)	Process Sealed, Subminiature	49
SPDT	BBM or MBB	.250	250,000	7/16 (11,11)	Momentary Action	46
	BBM or MBB	.250	250,000	1+ (25,4+)	Square Bezel Panel Mount	46
	BBM or MBB	.250	100,000	1/2 (12,7)	Watertight Seal	46
	BBM	.250	250,000	11/16 (17,46)	Square & Round Bezels	46
	BBM	.250	250,000	11/16 (17,46)	Alternate Action, Square & Round Bezels	46
	BBM	.250	250,000	1+ (25,4+)	Alternate Action, Square Bezel Panel Mount	46
DPDT	N.O.	.4VA	40,000	.177 (4,5)	Process Sealed, Subminiature	49
	BBM or MBB	.250	100,000	5/8 (15,88)	Momentary Action	46
	BBM	.250	250,000	13/16 (20,6)	Environmental Seal/Wire Leads	46
	BBM or MBB	.250	100,000	11/16 (17,46)	Watertight Seal	46
	BBM	.250	250,000	11/16 (17,46)	Square & Round Bezel & Positive Feel Types	46
	BBM	.250	250,000	11/16 (17,46)	Alternate Action, Square & Round Bezels	46
BBM or MBB	.250	250,000	1+ (25,4+)	Alternate Action, Square Bezel Panel Mount	46	

Snap Action Contact

SPST	N.O. or N.C.	1, 3	25,000	7/8 (22,23)	SPST, 1 and 3 Amp	4000/10
SPDT	BBM	5, 10	25,000	7/8 (22,23)	Audible Click	2000/7

* BBM is Break-Before-Make (Non-Shorting). MBB is Make-Before-Break (Shorting).

** Rated for 28 Vdc and/or 5 Vdc (.150 A) and 20 Vdc (.020 A).

*** Maximum width behind panel or above PC board rounded to next highest 1/16" (1,59 mm).