

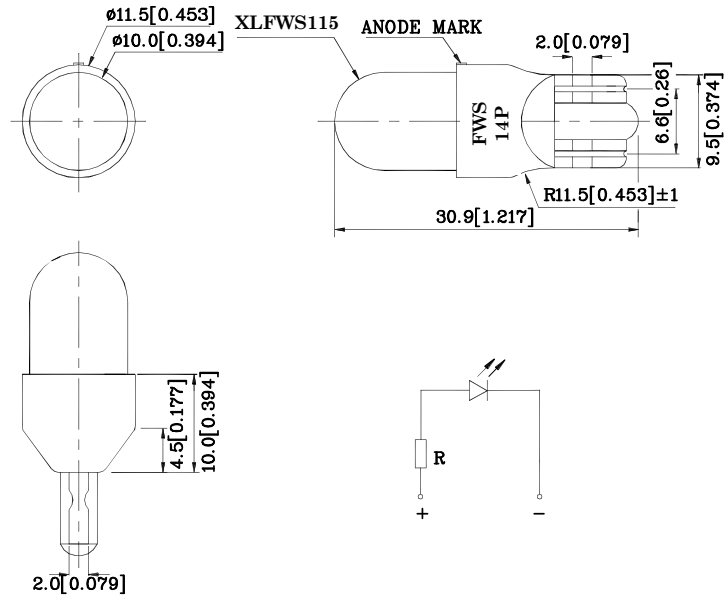
**Features**

- Long life and robust package
- Low power consumption
- Vibration resistant
- 14V internal resistor
- RoHS Compliant



**ATTENTION**  
OBSERVE PRECAUTIONS  
FOR HANDLING  
ELECTROSTATIC  
DISCHARGE  
SENSITIVE  
DEVICES

**Package Schematics**



Notes:

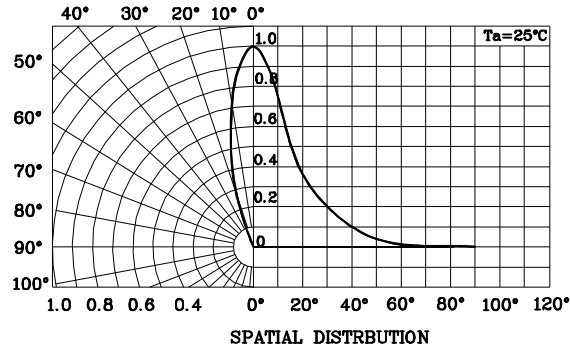
1. All dimensions are in millimeters (inches).
2. Tolerance is  $\pm 0.25$  (0.01") unless otherwise noted.
3. Specifications are subject to change without notice.

Absolute Maximum Ratings (TA=25°C)		FWS (InGaN)	Unit
Reverse Voltage	VR	5	V
Forward Voltage	VF	16	V
Power Dissipation	PD	320	mW
Operating Temperature	TA	-40 ~ +70	°C
Storage Temperature	Tstg	-40 ~ +85	
Electrostatic Discharge Threshold (HBM)		250	v

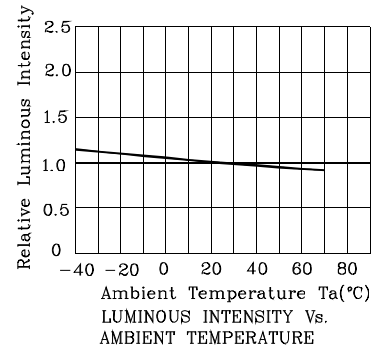
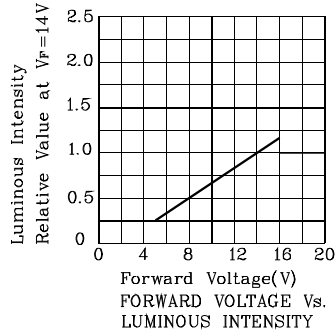
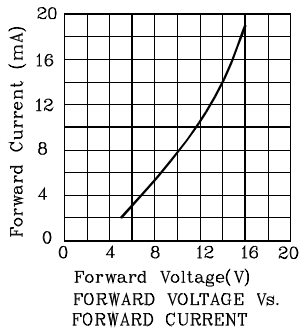
Operating Characteristics (TA=25°C)		FWS (InGaN)	Unit
Forward Current (Typ.) (VF=14V)	IF	14	mA
Forward Current (Max.) (VF=14V)	IF	20	mA
Reverse Current (Max.) (VR=5V)	IR	50	uA
Chromaticity Coordinates (Typ.)	X	0.31	
	Y	0.31	

Part Number	Emitting Color	Emitting Material	Lens-color	Luminous Intensity CIE127-2007* (VF=14V) mcd		Viewing Angle 20 1/2
				min.	typ.	
XYWFWS101M14V	White	InGaN	White Diffused	2200*	3190*	30°

\*Intensity intensity value is in accordance with CIE127-2007 standards.



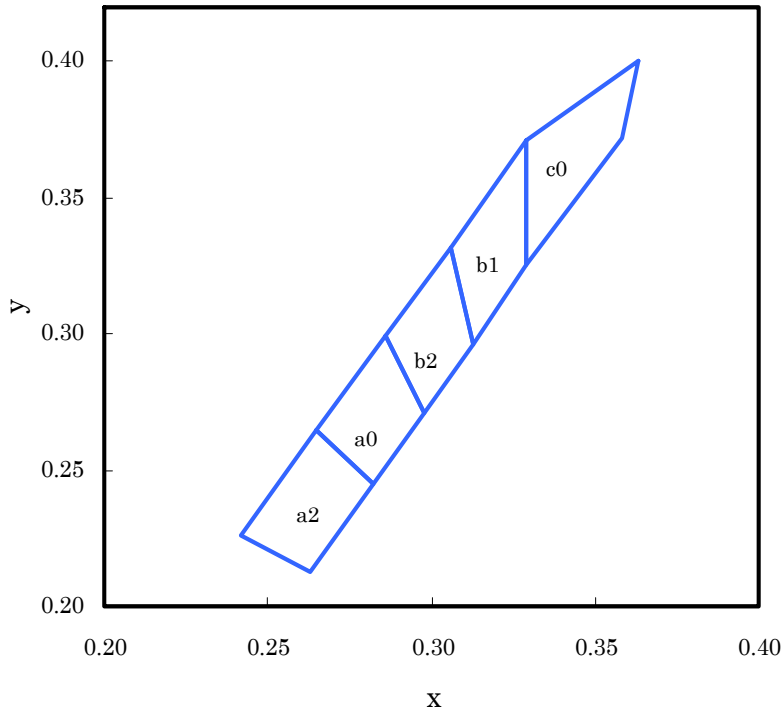
❖ FWS





XYWFWS101M14V

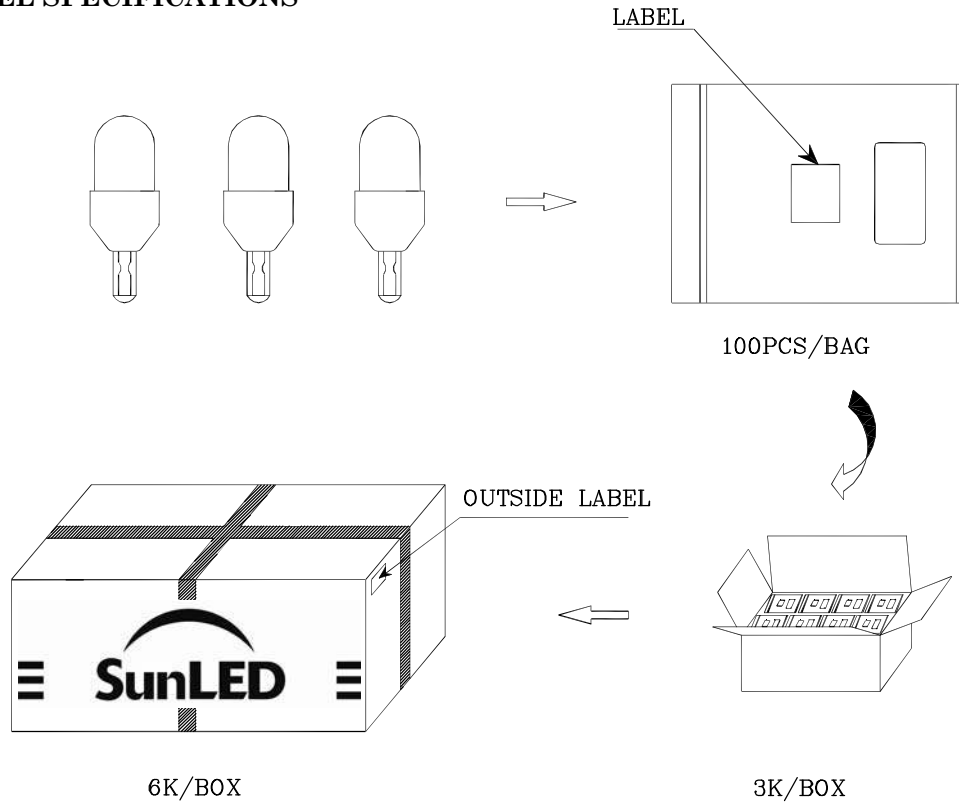
White CIE





	x	y		x	y		x	y
a2	0.263	0.213	a0	0.282	0.245	b2	0.298	0.271
	0.282	0.245		0.298	0.271		0.313	0.296
	0.265	0.265		0.286	0.299		0.306	0.332
	0.242	0.226		0.265	0.265		0.286	0.299
b1	0.313	0.296	c0	0.329	0.325			
	0.329	0.325		0.358	0.372			
	0.329	0.371		0.363	0.400			
	0.306	0.332		0.329	0.371			

Notes:  
Shipment may contain more than one chromaticity regions.  
Orders for single chromaticity region are generally not accepted.  
Measurement tolerance of the chromaticity coordinates is  $\pm 0.02$ .

**PACKING & LABEL SPECIFICATIONS**



		<table border="1"> <tr><td>Q.C</td><td>Q.C</td></tr> <tr><td>XX</td><td>XX XXXX</td></tr> <tr><td colspan="2">PASSED</td></tr> </table>	Q.C	Q.C	XX	XX XXXX	PASSED	
Q.C	Q.C							
XX	XX XXXX							
PASSED								
P/N0 : XYWxxx101x								
QTY : 100 pcs	CODE: XXX							
S/N : XX								
LOT NO:								
 xxxxxxxxxxxxxxxxxxxxxxxx								
RoHS Compliant								

**TERMS OF USE**

1. Data presented in this document reflect statistical figures and should be treated as technical reference only.
2. Contents within this document are subject to improvement and enhancement changes without notice.
3. The product(s) in this document are designed to be operated within the electrical and environmental specifications indicated on the datasheet.  
User accepts full risk and responsibility when operating the product(s) beyond their intended specifications.
4. The product(s) described in this document are intended for electronic applications in which a person's life is not reliant upon the LED. Please consult with a SunLED representative for special applications where the LED may have a direct impact on a person's life.
5. The contents within this document may not be altered without prior consent by SunLED.
6. Additional technical notes are available at <http://www.SunLEDusa.com/TechnicalNotes.asp>