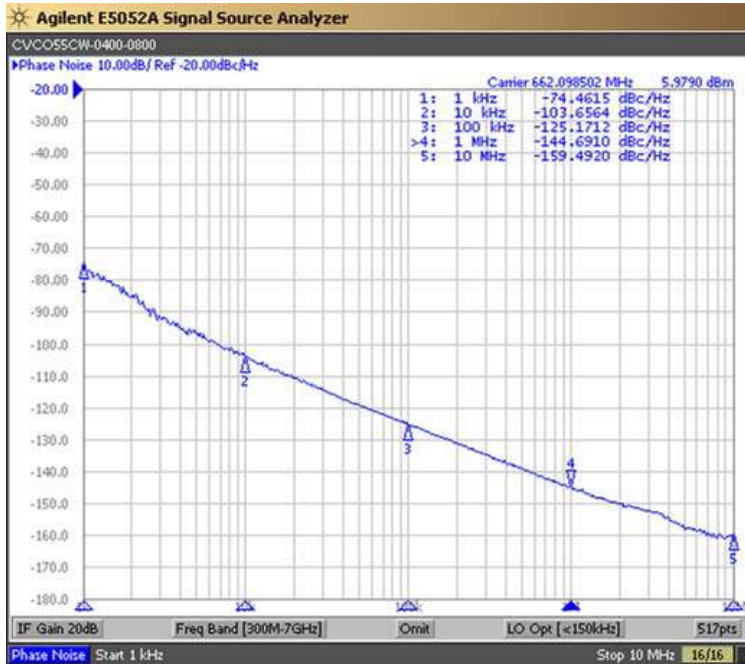


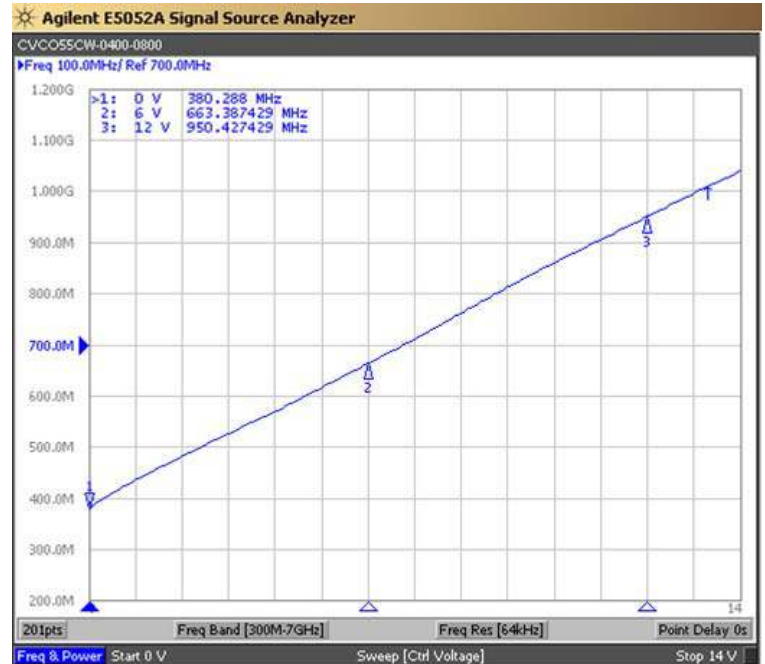


PERFORMANCE SPECIFICATION	MIN	TYP	MAX	UNITS
Lower Frequency:			400	MHz
Upper Frequency:	800			MHz
Tuning Voltage:	0		12.0	VDC
Supply Voltage:	4.75	5.0	5.25	VDC
Output Power:	0	+5.0	+10.0	dBm
Supply Current:		17		mA
Harmonic Suppression (2 nd Harmonic):		-5		dBc
Pushing:			5.0	MHz/V
Pulling, all Phases:			3.0	MHz pk-pk
Tuning Sensitivity:		47		MHz/V
Phase Noise @ 10kHz offset:		-102		dBc/Hz
Phase Noise @ 100kHz offset:		-122		dBc/Hz
Load Impedance:		50		Ω
Input Capacitance:			200	pF
Operating Temperature Range:	-10		+70	$^{\circ}$ C
Storage Temperature Range:	-45		+90	$^{\circ}$ C

Phase Noise (1 Hz BW, Typical)



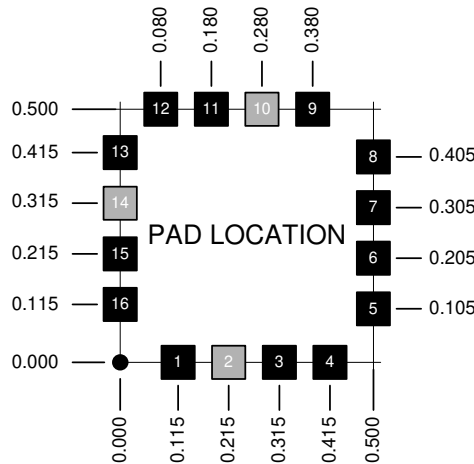
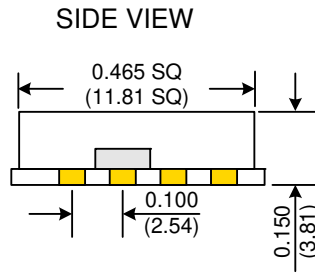
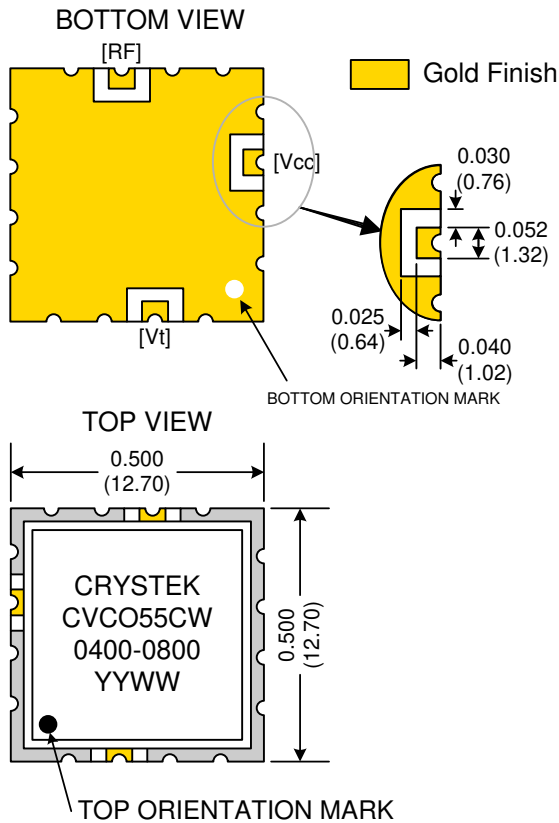
Tuning Curve (Typical)



Product Control:

Crystek Part Number:	CVCO55CW-0400-0800	Release Date:	25-Feb-2016
Revision Level:	G	Responsible:	C. Vales

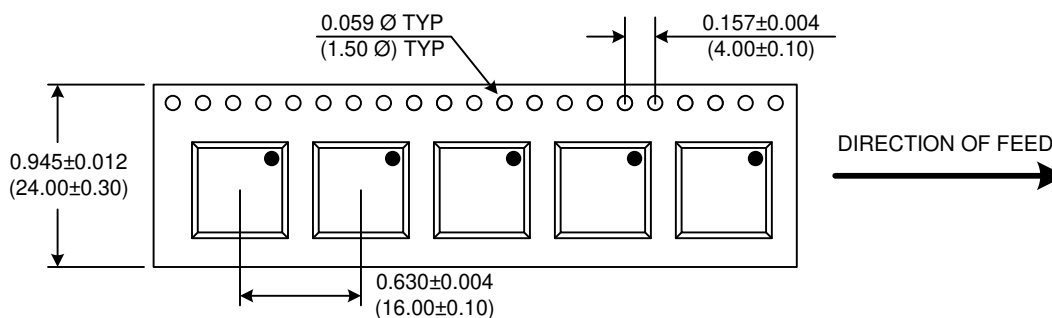




Pad	Connection
2	Vt
10	RF-OUTPUT
14	Vcc
Others	GROUND

- Unless otherwise specified, Dimensions are in: $\frac{IN}{(mm)}$
- Pad Location Dimensions are in: Inches

TAPE AND REEL



Drawing not to scale

Product Control:

Crystek Part Number:	CVCO55CW-0400-0800	Release Date:	25-Feb-2016
Revision Level:	G	Responsible:	C. Vales

Specification is subject to change without notice