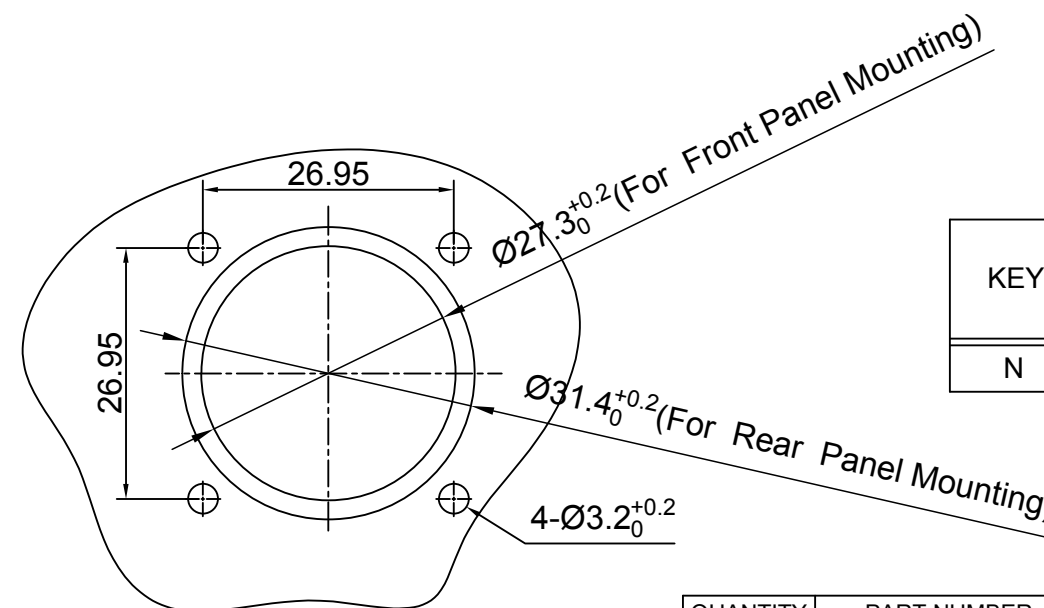
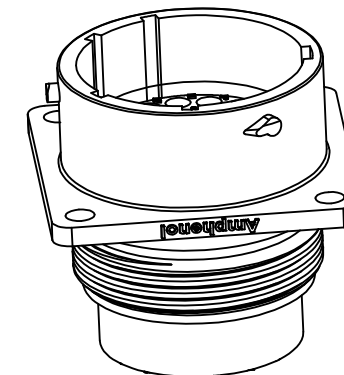
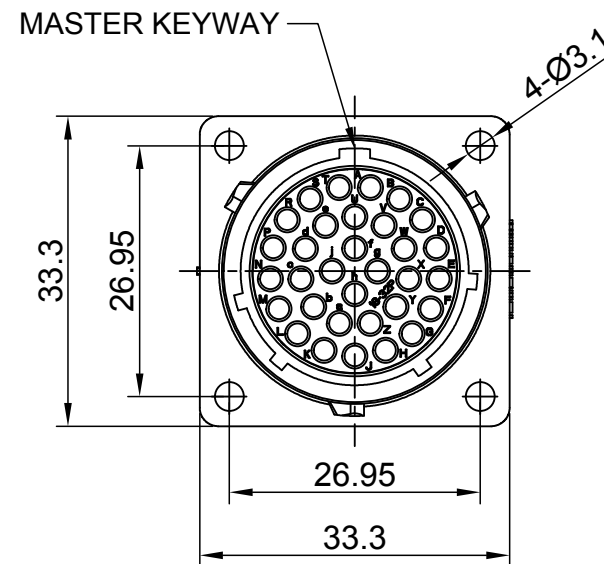
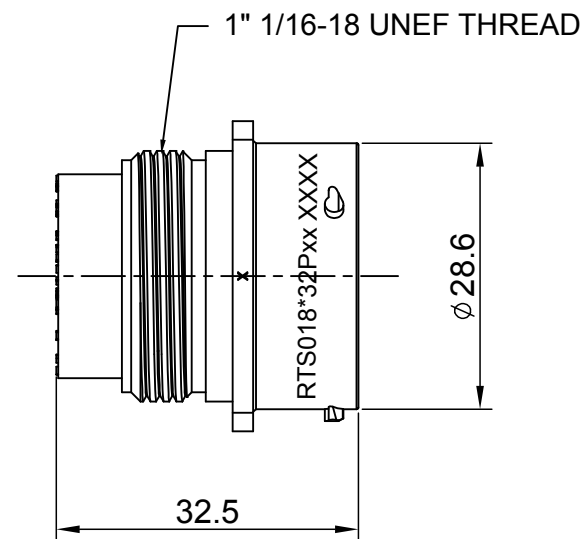


REVISIONS					
REV	ECO	DESCRIPTION	DATE	BY	APPR
A1	--	RELEASED DRAWING	Dec-26-2016	Ben	Tommy
A2	--	UPDATE DRAWING	Mar-21-2018	White	Tommy
A3	--	UPDATE DRAWING	Apr-10-2018	White	Tommy



KEY	PART NUMBER	
		-40°C ~ 105°C
N	RTS018N32P	RTS018N32P03

NOTES : (UNLESS OTHERWISE SPECIFIED)

- MATERIAL :
 - SHELL : THERMOPLASTIC , UL94 V-0.
 - INSERT : THERMOPLASTIC , UL94 V-0.
 - SEAL GASKET : NBR/SILICONE RUBBER.
- SPECIFICATIONS :
 - RATED CURRENT :
 - 2.1.1 STAMPED CONTACT 5A (MAX).
 - 2.1.2 MACHINED CONTACT 7.5A (MAX).
 - RATED VOLTAGE : 250V(AC/DC).
 - OPERATING TEMPERATURE : SEE TABLE.
 - DIELECTRIC WITHSTANDING VOLTAGE : LESS THAN 2 MILLIAMPS CURRENT LEAKAGE@1500 VOLTS AC.
 - INSULATION RESISTANCE : 5000 MEGOHMS MIN.
 - IP--CLASS : IP67 AND IP69K IN THE MATED CONDITION, PANEL EXTERNAL.
 - MATING CYCLES DURABILITY : 500 CYCLES MIN.
 - RoHS COMPLIANT.
- SUITABLE CONTACTS : 20# CONTACT.
- ALL DIMENSIONS ARE FOR REFERENCE USE ONLY.

PANEL CUT OUT REFERENCE

QUANTITY	PART NUMBER	DESCRIPTION	ITEM															
MATERIALS LIST																		
UNLESS OTHERWISE SPECIFIED 1) All dimensions are in metric(mm). 2) Tolerances are as follows: 1 PL DEC ±0.30 Fractions ±1/64 2 PL DEC ±0.15 Angles ±1° 3 PL DEC ±0.08 3) Note reference =		<table border="1"> <thead> <tr> <th colspan="2">SIGNATURES</th> <th>DATE</th> </tr> </thead> <tbody> <tr> <td>DRAWN: White</td> <td></td> <td>Apr-10-2018</td> </tr> <tr> <td>CHECKED: Tod</td> <td></td> <td>Apr-10-2018</td> </tr> <tr> <td>ENGINEER:</td> <td></td> <td></td> </tr> <tr> <td>APPROVAL: Tommy</td> <td></td> <td>Apr-10-2018</td> </tr> </tbody> </table>		SIGNATURES		DATE	DRAWN: White		Apr-10-2018	CHECKED: Tod		Apr-10-2018	ENGINEER:			APPROVAL: Tommy		Apr-10-2018
SIGNATURES		DATE																
DRAWN: White		Apr-10-2018																
CHECKED: Tod		Apr-10-2018																
ENGINEER:																		
APPROVAL: Tommy		Apr-10-2018																
MATERIAL SPECIFICATIONS:		<p style="text-align: center;">Amphenol</p> <p>Sine Systems - www.amphenol-sine.com 44724 Morley Drive Clinton Township, MI 48036</p>																
PROCESS SPECIFICATIONS:		<p style="text-align: center;">ECO-MATE, RECEPTACLE, FLANGE, SIZE 18, 32 POS, PIN</p>																
NEXT ASSY:		<table border="1"> <tr> <td>SIZE</td> <td>TYPE</td> <td>DWG NO:</td> <td>REVISION</td> </tr> <tr> <td>B</td> <td>C-</td> <td>RTS018*32Pxx</td> <td>A3</td> </tr> <tr> <td colspan="2">SCALE: NONE</td> <td colspan="2">SHEET 1 OF 1</td> </tr> </table>		SIZE	TYPE	DWG NO:	REVISION	B	C-	RTS018*32Pxx	A3	SCALE: NONE		SHEET 1 OF 1				
SIZE	TYPE	DWG NO:	REVISION															
B	C-	RTS018*32Pxx	A3															
SCALE: NONE		SHEET 1 OF 1																

TITLE: ECO-MATE, RECEPTACLE, FLANGE, SIZE 18, 32 POS, PIN

DWG NO:

RTS018*32Pxx

REV: A3

SH: 1

OF: 1

ecomate® RM/RSSM/Aquarius™ - Contact Size 20 Options

Crimp Contacts, Machined				
Part Number		AWG	Wire Range (mm ²)	Plating
Male	Female			
MP20W23F	MS20W23F	22-20	0.34-0.50	Gold Flash
MP20W23G5	MS20W23G5	22-20	0.34-0.50	Gold 5μ"
MP20W23G10	MS20W23G10	22-20	0.34-0.50	Gold 10μ"
MP20W23G15	MS20W23G15	22-20	0.34-0.50	Gold 15μ"
MP20W23G30	MS20W23G30	22-20	0.34-0.50	Gold 30μ"
MP24W23F	MS24W23F	26-24	0.13-0.25	Gold Flash
MP24W23G5	MS24W23G5	26-24	0.13-0.25	Gold 5μ"
MP24W23G10	MS24W23G10	26-24	0.13-0.25	Gold 10μ"
MP24W23G15	MS24W23G15	26-24	0.13-0.25	Gold 15μ"
MP24W23G30	MS24W23G30	26-24	0.13-0.25	Gold 30μ"
MP28W23F	MS28W23F	30-28	0.05-0.08	Gold Flash
MP28W23G5	MS28W23G5	30-28	0.05-0.08	Gold 5μ"
MP28W23G10	MS28W23G10	30-28	0.05-0.08	Gold 10μ"
MP28W23G15	MS28W23G15	30-28	0.05-0.08	Gold 15μ"
MP28W23G30	MS28W23G30	30-28	0.05-0.08	Gold 30μ"

Tooling, Machined	
Part Number	Description
QXRT20	Contact Extraction Tool, #20 (Ø 1.0) Contact
MFY-3959	Hand Crimp Tool for Machined Contacts
MFY-3960	Pneumatic Crimp Tool for Machined Contact

Plating Options, All	
Symbol	Plating
T	Tin Plated (for Stamped & Formed Contacts)
S	Silver Plated 5Um (for Machined Contacts)
F	Gold Plated
G5	Gold Plated (Thickness 5μ")
G10	Gold Plated (Thickness 10μ")
G15	Gold Plated (Thickness 15μ")
G30	Gold Plated (Thickness 30μ")

Crimp Contacts, Stamped & Formed				
Part Number		AWG	Wire Range (mm ²)	Plating
Male	Female			
SP20W2F	SS20W2F	22-20	0.34-0.50	Gold Flash
SP20W2G5	SS20W2G5	22-20	0.34-0.50	Gold 5μ"
SP20W2G10	SS20W2G10	22-20	0.34-0.50	Gold 10μ"
SP20W2G15	SS20W2G15	22-20	0.34-0.50	Gold 15μ"
SP20W2G30	SS20W2G30	22-20	0.34-0.50	Gold 30μ"
SP24W2F	SS24W2F	26-24	0.14-0.25	Gold Flash
SP24W2G5	SS24W2G5	26-24	0.14-0.25	Gold 5μ"
SP24W2G10	SS24W2G10	26-24	0.14-0.25	Gold 10μ"
SP24W2G15	SS24W2G15	26-24	0.14-0.25	Gold 15μ"
SP24W2G30	SS24W2G30	26-24	0.14-0.25	Gold 30μ"
SP28W2F	SS28W2F	30-28	0.05-0.08	Gold Flash
SP28W2G5	SS28W2G5	30-28	0.05-0.08	Gold 5μ"
SP28W2G10	SS28W2G10	30-28	0.05-0.08	Gold 10μ"
SP28W2G15	SS28W2G15	30-28	0.05-0.08	Gold 15μ"
SP28W2G30	SS28W2G30	30-28	0.05-0.08	Gold 30μ"

Tooling, Stamped & Formed	
Part Number	Description
QXRT20	Contact Extraction Tool, #20 (Ø 1.0) Contact
MFY-3958	Hand Tool, Stamped & Formed Contact, Size 20, 20-28AWG
MFY-3957	Crimp Die for Stamped & Formed Contact

Misc Tooling, All	
Part Number	Description
CA-4020-59	Sealing Plug, Size 16 & 20

Standard Quantity Order Options	
Machined	Stamped & Formed
Bulk Package, 500 Pieces	Reel, 3000 Pieces