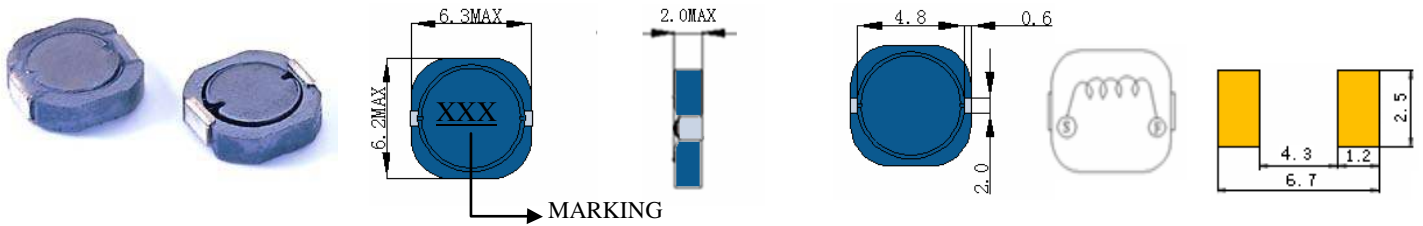


# SC62LCB

## SMD POWER INDUCTORS



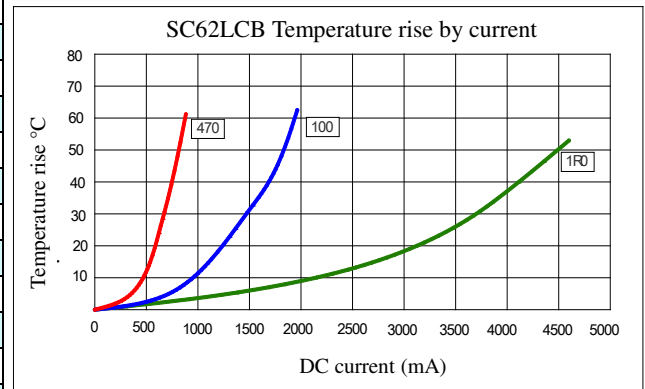
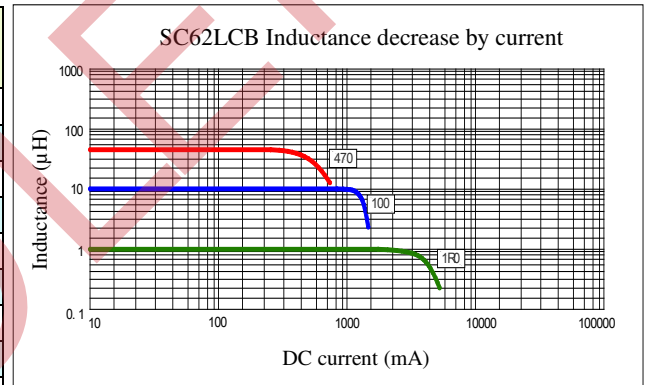
### • Features

1. Magnetically shielded construction
2. LOW Profile (3.0mm max. height x 6.3mm square)
3. Low DC resistance makes this product very suitable for large current applications

## ELECTRICAL CHARACTERISTICS



Part Number	Inductance (uH) (1)	Test Frequency	DC Resistance (Ω MAX) (2)	Saturation Current <sup>(3)</sup> (A)	Temperature Current <sup>(4)</sup> (A)
SC62LCB-1R0	1.0	100KHZ	20m	3.50	3.70
SC62LCB-1R5	1.5	100KHZ	24m	2.94	3.33
SC62LCB-2R0	2.0	100KHZ	30m	2.47	3.33
SC62LCB-3R3	3.3	100KHZ	49m	1.99	2.84
SC62LCB-4R7	4.7	100KHZ	69m	1.59	2.20
SC62LCB-6R2	6.2	100KHZ	85m	1.49	1.85
SC62LCB-8R2	8.2	100KHZ	106m	1.25	1.57
SC62LCB-100	10	100KHZ	134m	1.22	1.41
SC62LCB-120	12	100KHZ	160m	0.99	1.33
SC62LCB-150	15	100KHZ	195m	0.94	1.24
SC62LCB-180	18	100KHZ	230m	0.83	1.11
SC62LCB-220	22	100KHZ	264m	0.80	0.99
SC62LCB-270	27	100KHZ	344m	0.65	0.89
SC62LCB-330	33	100KHZ	460m	0.63	0.80
SC62LCB-390	39	100KHZ	585m	0.55	0.72
SC62LCB-470	47	100KHZ	650m	0.50	0.68



- (1). Inductance tolerance for 1.0uH~8.2uH:  $\pm 30\%$ , for 10uH~47uH:  $\pm 20\%$ . Tested at 0.25V, 0ADC and 25°C
- (2). DCR measured at 25°C.
- (3). The DC current at which the inductance decreases by 30% from its initial value.
- (4). The DC current that results in a 40°C temperature rise from 25°C ambient.

[Click here for QUANTITY PER REEL & PACKING INFORMATION](#)

Custom versions available upon request.