



MMBD717 SERIES

SURFACE MOUNT SCHOTTKY DIODES

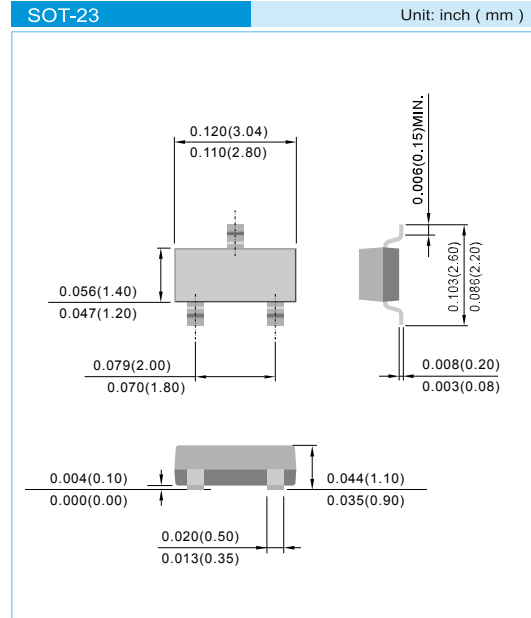
VOLTAGE 20 Volts **CURRENT** 200 mA

FEATURES

- Very Low V_F : 0.32V (Typ) at $I_F = 1\text{mA}$
- Low Capacitance: 2.5 pF (Max) at $V_R=0\text{V}$
- Extremely Fast Switching Speed
- Lead free in comply with EU RoHS 2002/95/EC directives.
- Green molding compound as per IEC61249 Std. . (Halogen Free)

MECHANICAL DATA

- Case: SOT-23, Plastic
- Terminals: Solderable per MIL-STD-750, Method 2026
- Approx. Weight: 0.0084 gram



MAXIMUM RATINGS AND ELECTRICAL CHARACTERISTICS

Ratings at 25°C ambient temperature unless otherwise specified.

Single phase, half wave, 60Hz, resistive or inductive load.

For capacitive load, derate current by 20%

PARAMETER	Symbol	MMBD717	MMBD717A	MMBD717C	MMBD717S	Units
Marking Code	-	P70	P72	P73	P74	-
Maximum Reverse Voltage	V_R	20				V
Peak Reverse Voltage	V_{RRM}	20				V
Maximum Forward Current	I_F	0.2				A
Power Dissipation (Note 1)	P_{TOT}	200				mW
Thermal Resistance , Junction to Ambient	$R_{\theta JA}$	556				°C/W
Junction Temperature	T_J	-55 to 150				°C
Storage Temperature at Temp=25°C	T_{STG}	-55 to 150				°C
Circuit Figure	-	SINGLE	COMMON ANODE	COMMON CATHODE	SERIES	-

Note:

- FR-4 Board = 70 x 60 x 1mm.

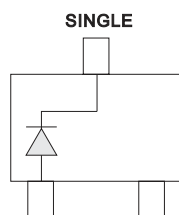


Fig.14

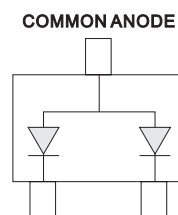


Fig.15

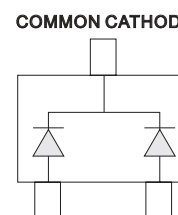


Fig.16

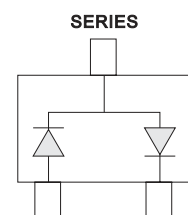


Fig.17



MMBD717 SERIES

ELECTRICAL CHARACTERISTICS (each diode) ($T_J = 25^\circ\text{C}$ unless otherwise noted)

Parameter	Symbol	Test Condition	Min.	Typ.	Max.	Units
Reverse Breakdown Voltage	$V_{(BR)}$	$I_R=10\mu\text{A}$	20	-	-	V
Reverse Leakage Current	I_R	$V_R=10\text{V}$	-	-	1.0	μA
Forward Voltage	V_F	$I_F=1.0\text{mA}$	-	-	0.37	V
Total Capacitance	C_J	$V_R=1\text{V}, f=1.0\text{MHz}$	-	-	2.5	pF

ELECTRICAL CHARACTERISTICS CURVE

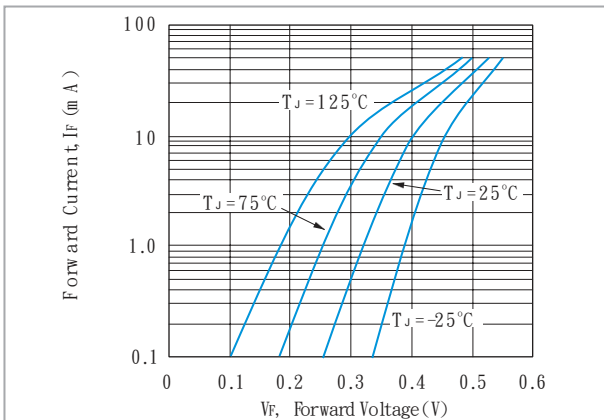


Fig.1 Typical Forward Voltage

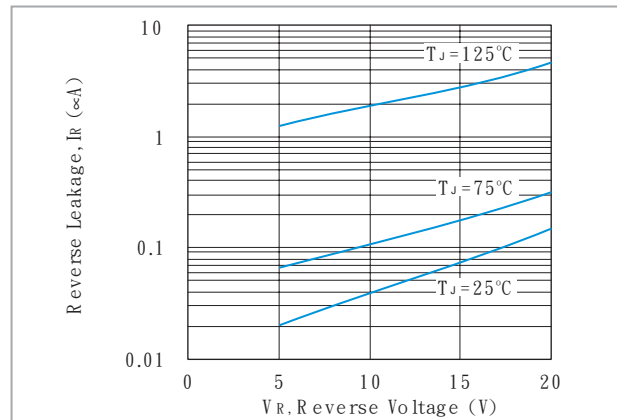


Fig.2 Typical Reverse Leakage

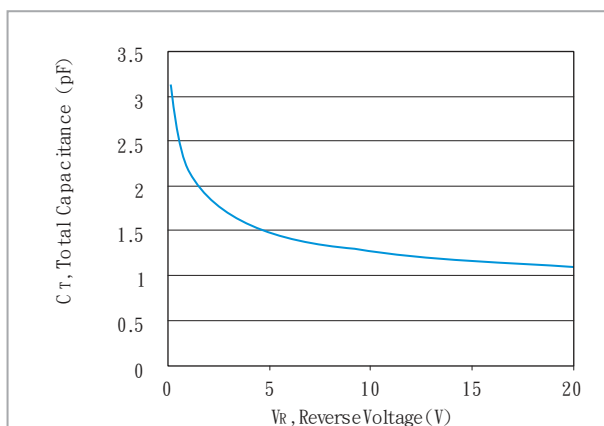
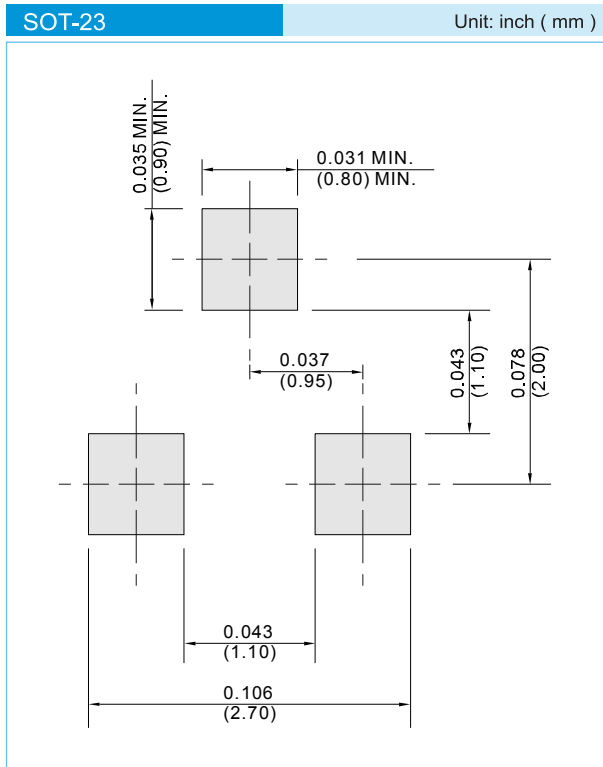


Fig.3 Typical Total Capacitance



MMBD717 SERIES

MOUNTING PAD LAYOUT



ORDER INFORMATION

- Packing information
 - T/R - 12K per 13" plastic Reel
 - T/R - 3K per 7" plastic Reel



MMBD717 SERIES

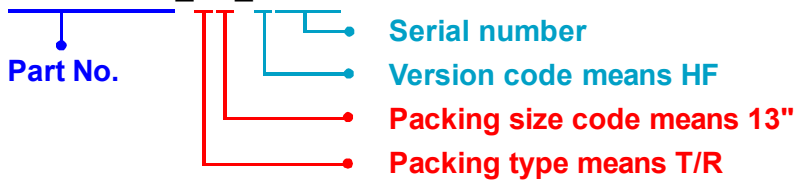
Part No_packing code_Version

MMBD717_R1_00001

MMBD717_R2_00001

For example :

RB500V-40_R2_00001



Packing Code XX				Version Code XXXXX		
Packing type	1 st Code	Packing size code	2 nd Code	HF or RoHS	1 st Code	2 nd ~5 th Code
Tape and Ammunition Box (T/B)	A	N/A	0	HF	0	serial number
Tape and Reel (T/R)	R	7"	1	RoHS	1	serial number
Bulk Packing (B/P)	B	13"	2			
Tube Packing (T/P)	T	26mm	X			
Tape and Reel (Right Oriented) (TRR)	S	52mm	Y			
Tape and Reel (Left Oriented) (TRL)	L	PANASERT T/B CATHODE UP (PBCU)	U			
FORMING	F	PANASERT T/B CATHODE DOWN (PBCD)	D			



MMBD717 SERIES

Disclaimer

- Reproducing and modifying information of the document is prohibited without permission from Panjit International Inc..
- Panjit International Inc. reserves the rights to make changes of the content herein the document anytime without notification. Please refer to our website for the latest document.
- Panjit International Inc. disclaims any and all liability arising out of the application or use of any product including damages incidentally and consequentially occurred.
- Panjit International Inc. does not assume any and all implied warranties, including warranties of fitness for particular purpose, non-infringement and merchantability.
- Applications shown on the herein document are examples of standard use and operation. Customers are responsible in comprehending the suitable use in particular applications. Panjit International Inc. makes no representation or warranty that such applications will be suitable for the specified use without further testing or modification.
- The products shown herein are not designed and authorized for equipments requiring high level of reliability or relating to human life and for any applications concerning life-saving or life-sustaining, such as medical instruments, transportation equipment, aerospace machinery et cetera. Customers using or selling these products for use in such applications do so at their own risk and agree to fully indemnify Panjit International Inc. for any damages resulting from such improper use or sale.