



## PAV692781

### LTE Vertical Standard Directional Panel Antenna 698-960 MHz/1710-2700 MHz

The PAV692781 is a multi-band, high gain directional panel antenna with vertical polarization that covers the 698 - 960 MHz/1710 - 2700 MHz LTE700/Cellular/PCS/AWS/MDS and global GSM900/GSM1800/ UMTS/LTE2600 bands. The radiation patterns are uniform and symmetrical, providing high-level signal density into defined coverage zones. This antenna greatly enhances the performance of LTE systems and is ideal for indoor applications. The antenna includes a wall mounting bracket, anchors, and bolts.

### FEATURES AND BENEFITS

- Performance optimized using Laird proprietary RF optimization tools
- Mounts easily and directly to wall
- UV stable, aesthetically compact Radome with excellent flame rating
- Engineered for superior performance: high dBi gain and excellent VSWR
- Multiple connector and coax options available including fixed Type N(f) and integrated coax pigtail with Type N(f)
- Conformance to RoHS

### ELECTRICAL SPECIFICATIONS

Operating Frequency (MHz)	698-960	1710-2700
VSWR - Max	< 2.0:1	
Gain (dBi)	8	
Nominal Impedance (Ohms)	50	
Power Handling (W)	50	
Polarization	Vertical	
HP Beam Width Azimuth	75°	63°
HP Beam Width Elevation	64°	51°
Front to Back Ratio (dB)	10	25

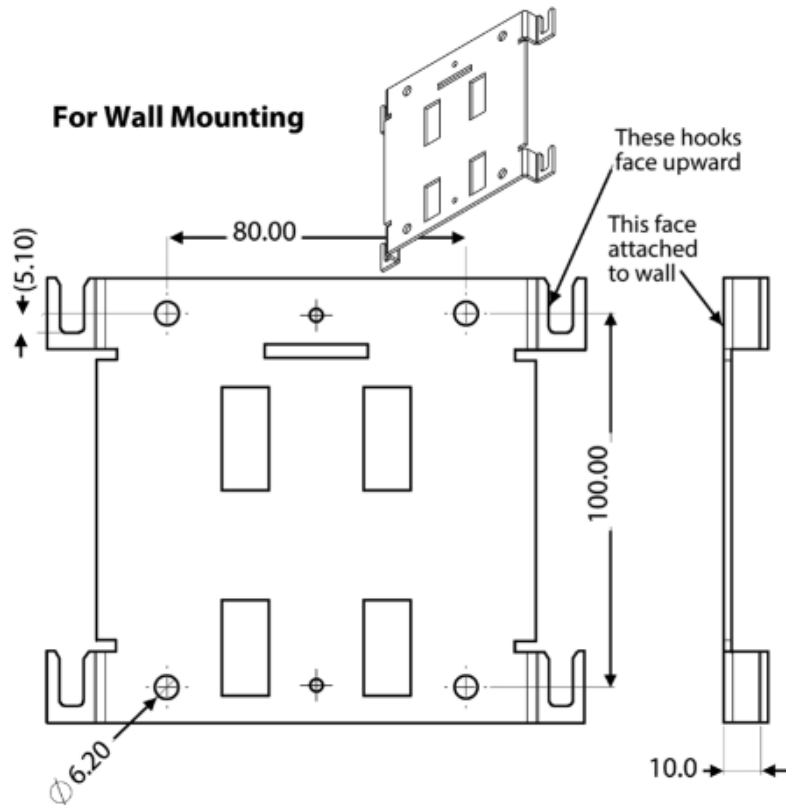
## MECHANICAL SPECIFICATIONS

Dimensions - mm (inches)	249.4 x 248.6 x 61.3 (9.82 x 9.8 x 2.41)
Weight - kg (lbs.)	0.62 (1.35)
Mounting	Wall Mount
Enclosure	Material: ABS White
Plenum Rated	Yes
Antenna Type	Directional Panel Indoor

## ENVIRONMENTAL SPECIFICATIONS

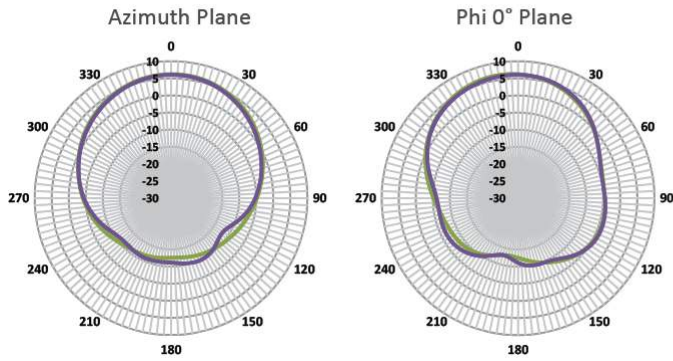
Operating Temperature - °C (°F)	-30°C to +70°C (-22°F to +158°F)
Storage Temperature - °C (°F)	-40°C to +85°C (-40°F to +185°F)
Material Substance Compliance	RoHS

## MOUNTING OPTIONS

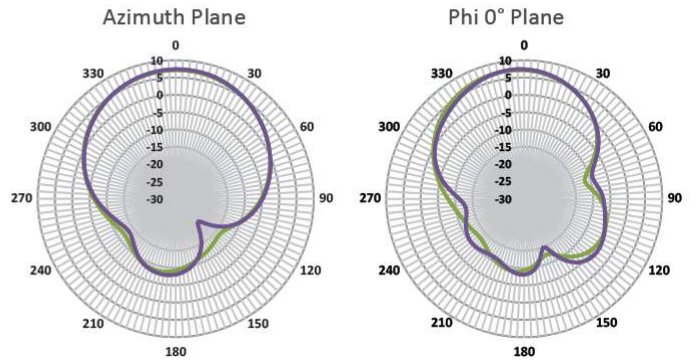


# RADIATION PATTERNS

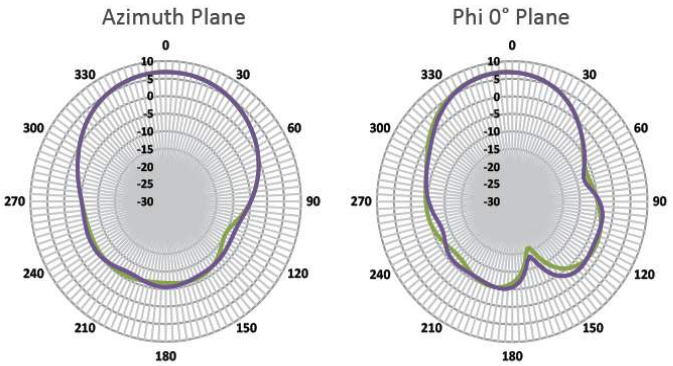
### Radiation Pattern at 698 MHz



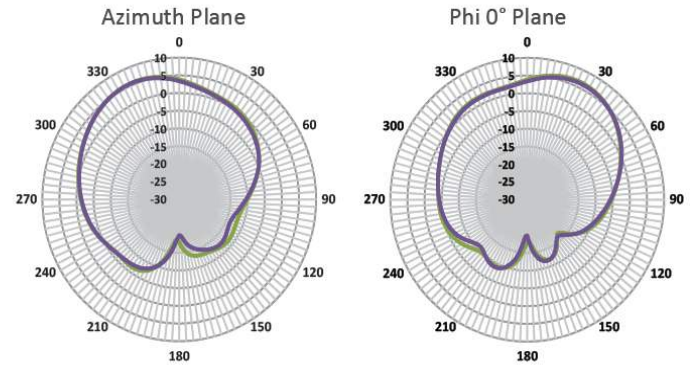
### Radiation Pattern at 824 MHz



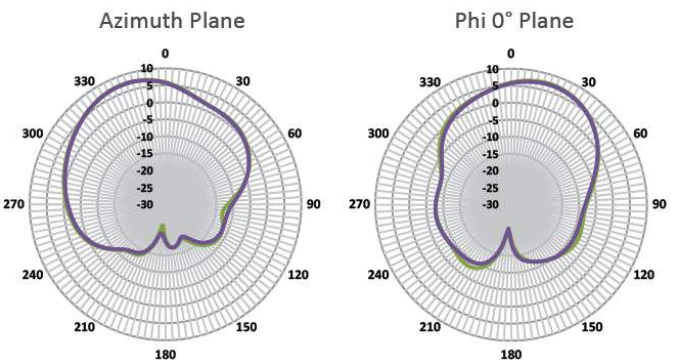
### Radiation Pattern at 960 MHz



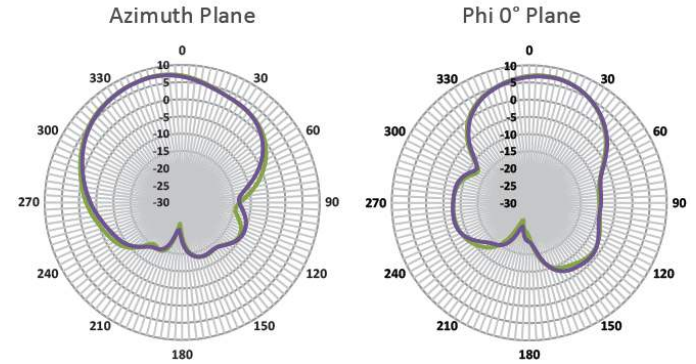
### Radiation Pattern at 1710 MHz



### Radiation Pattern at 1880 MHz



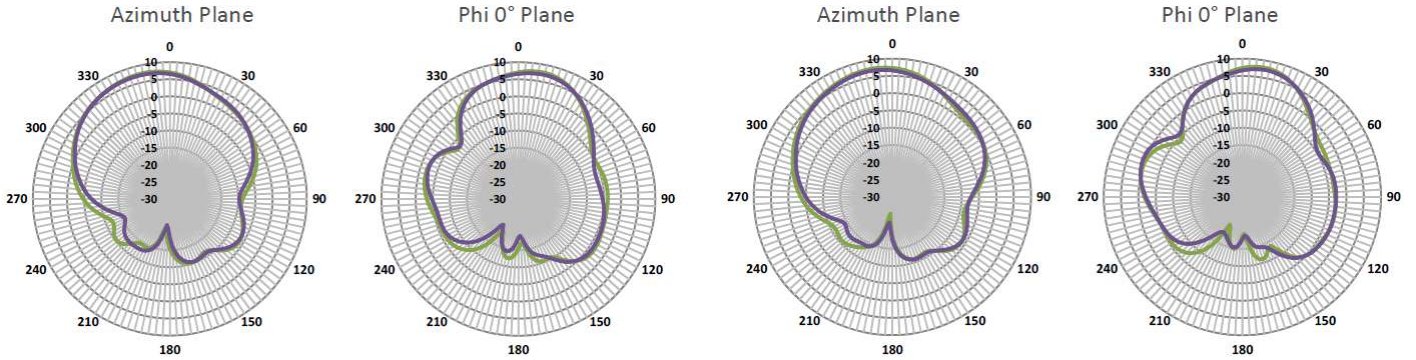
### Radiation Pattern at 2110 MHz



— S1 fixed  
— S5 pigtail

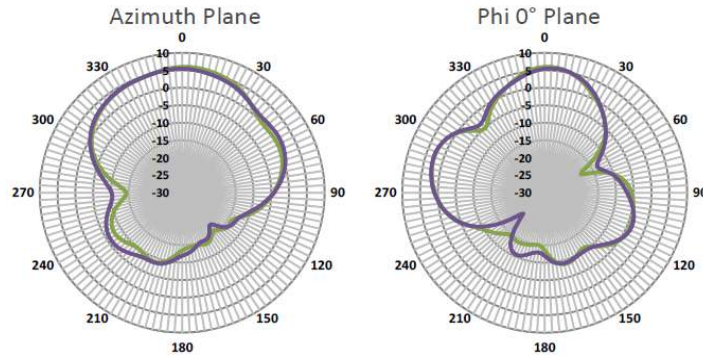
### Radiation Pattern at 2305 MHz

### Radiation Pattern at 2412 MHz



### Radiation Pattern at 2700 MHz

— S1 fixed  
— S5 pigtail



#### TE TECHNICAL SUPPORT CENTER

USA: +1 (800) 522-6752  
 Canada: +1 (905) 475-6222  
 Mexico: +52 (0) 55-1106-0800  
 Latin/S. America: +54 (0) 11-4733-2200  
 Germany: +49 (0) 6251-133-1999  
 UK: +44 (0) 800-267666  
 France: +33 (0) 1-3420-8686  
 Netherlands: +31 (0) 73-6246-999  
 China: +86 (0) 400-820-6015

#### te.com

TE Connectivity, TE Connectivity (logo) and Every Connection Counts are trademarks. All other logos, products and/or company names referred to herein might be trademarks of their respective owners.

The information given herein, including drawings, illustrations and schematics which are intended for illustration purposes only, is believed to be reliable. However, TE Connectivity makes no warranties as to its accuracy or completeness and disclaims any liability in connection with its use. TE Connectivity's obligations shall only be as set forth in TE Connectivity's Standard Terms and Conditions of Sale for this product and in no case will TE Connectivity be liable for any incidental, indirect or consequential damages arising out of the sale, resale, use or misuse of the product. Users of TE Connectivity products should make their own evaluation to determine the suitability of each such product for the specific application.

TE warrants to the original end user customer of its products that its products are free from defects in material and workmanship. Subject to conditions and limitations TE will, at its option, either repair or replace any part of its products that prove defective because of improper workmanship or materials. This limited warranty is in force for the useful lifetime of the original end product into which the TE product is installed. Useful lifetime of the original end product may vary but is not to exceed five (5) years from the original date of the end product purchase.

©2021 TE Connectivity. All Rights Reserved.

12/21 Original

