

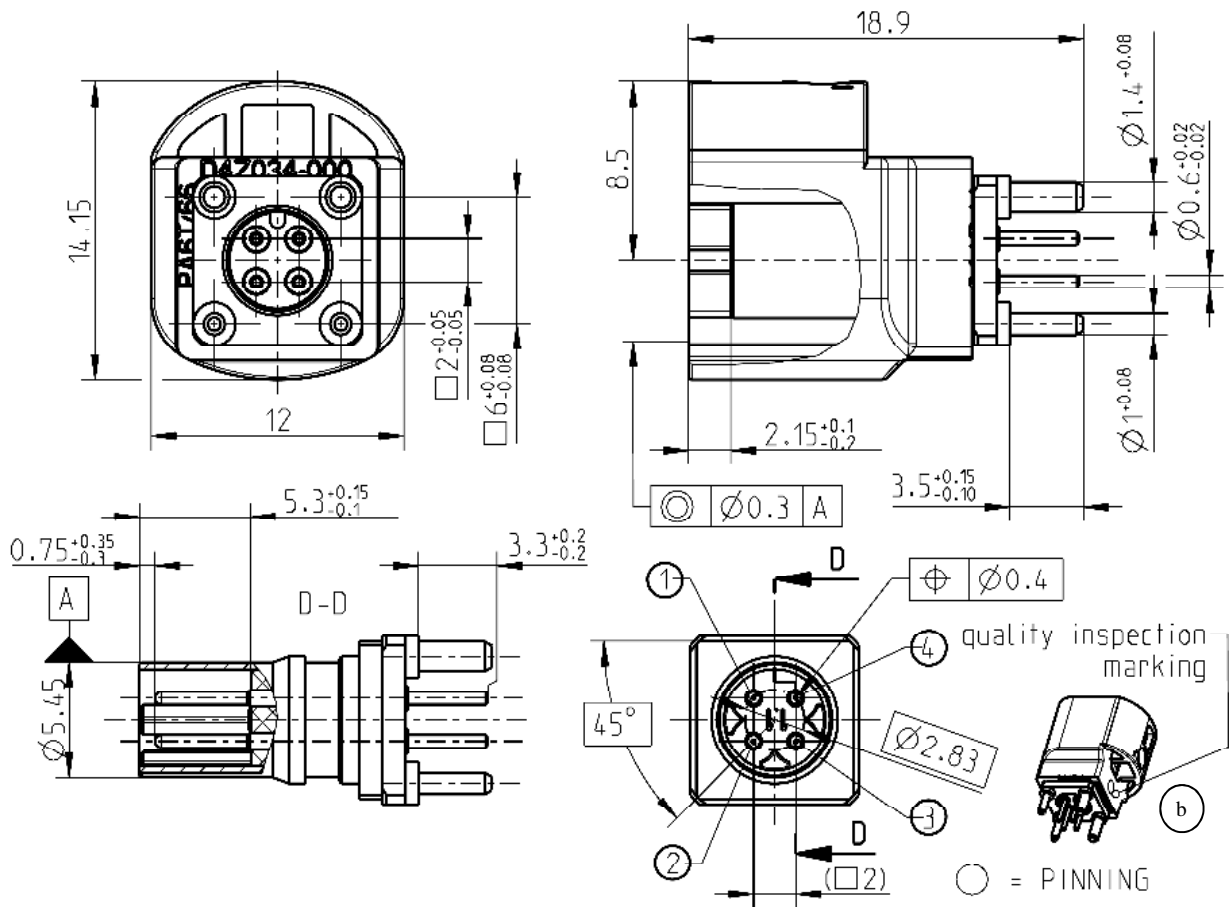
Technical Data Sheet

Rosenberger

Rosenberger
HSD®

STRAIGHT PLUG
FOR PCB

D4S10A-400L5-Y



All dimensions are in mm; tolerances according to ISO 2768 m-H
EMC-screening must be assured by chassis compartment. Control box manufacturer is responsible for EMC-screening.

Interface

According to

RN 059-01

Documents

PCB layout

MB_214

Pinning instruction

RN 053-01

Test specification

RN 061-01

Tape and Reel packaging

VG97.12500

Material and plating

Connector parts

Center contacts

Material

Brass

Plating

Gold, 0.15 µm

Outer contact

Brass

Gold, 0.15 µm

Dielectric

LCP

Housing

PA 6T/66

Electrical data

Impedance, differential mode	100 Ω differential signalling, for one pair or quad cable shielded
Frequency	DC to 2.0 GHz
Return loss	≥ 20 dB to 1.0 GHz ≥ 17 dB to 2.0 GHz
Insertion loss	≤ 0.1 dB @ 1.0 GHz
Skew (between signal contacts)	≤ 5 psec.
Nearend-Crosstalk	≤ 30 dB
Farend-Crosstalk	≤ 35 dB
Insulation resistance	≥ 1x10 ³ MΩ
Signal contact resistance	≤ 10 mΩ
Outer contact resistance	≤ 7.5 mΩ
Test voltage	250 V rms
Working voltage	100 V rms
Power current	≤ 1.5 A DC
RF-leakage (shielding effectiveness)	≥ 75 dB up to 1 GHz (IEC 62153-4-7) ≥ 65 dB up to 2 GHz (IEC 62153-4-7)

Mechanical data

Mating cycles	≥ 25
Engagement force	≤ 30 N
Disengagement force	≥ 5 N
Retention force latch	≥ 110 N
Coding efficiency	≥ 80 N

Environmental data

Temperature range	-40°C to +105°C
Thermal shock	DIN IEC 60068-2-14 Test NA
Temperature and humidity	USCar 2 – 4 5.6.2
Vibration (Random)	DIN IEC 60068-2-64
Mechanical Shock	DIN IEC 60068-2-27
High-Temp. Exposure	DIN IEC 60068-2-2
Soldering profile	acc. to IEC 60068-2-58; Group 3&4
RoHS	compliant

Tooling

N/A

Suitable cables

N/A

Packing

Standard	125 pcs on tape & reel
Weight	2.9 g/pce

Dieses Dokument ist urheberrechtlich geschützt • This document is protected by copyright • Rosenberger Hochfrequenztechnik GmbH & Co. KG

RF_35/05.10/6.1

Technical Data Sheet

Rosenberger








Rosenberger
HSD®

STRAIGHT PLUG
FOR PCB

D4S10A-400L5-Y

Coding

Part Number has to be accomplished by codification

Coding	Plug	Colour	RAL	Part-Number
A		black	sim. 9005	D4S10A-400L5-A
B		white	sim. 9001	D4S10A-400L5-B
C		blue	sim. 5005	D4S10A-400L5-C
D		bordeaux	sim. 4004	D4S10A-400L5-D
E		green	sim. 6002	D4S10A-400L5-E
F		brown	sim. 8011	D4S10A-400L5-F
Z		waterblue	sim. 5021	D4S10A-400L5-Z

Change History

Rev.	Date	Change
b00	22.04.15	add quality inspection marking

While the information has been carefully compiled to the best of our knowledge, nothing is intended as representation or warranty on our part and no statement herein shall be construed as recommendation to infringe existing patents. In the effort to improve our products, we reserve the right to make changes judged to be necessary.

Draft	Date	Approved	Date	Rev.	Engineering change number	Name	Date
M. Zebhauser	30.01.06	J. Ermel	06.05.15	b00	15-0500	P. Schroeder	06.05.15
Rosenberger Hochfrequenztechnik GmbH & Co. KG P.O.Box 1260 D-84526 Tittmoning Germany www.rosenberger.de						Tel. : +49 8684 18-0 Email : info@rosenberger.de	
							Page 3 / 3