

Device connector, rear mounting - ST-17P1N8AH100S - 1613541

Please be informed that the data shown in this PDF Document is generated from our Online Catalog. Please find the complete data in the user's documentation. Our General Terms of Use for Downloads are valid (<http://phoenixcontact.com/download>)



Device connector, rear mounting, straight, SPEEDCON locking, M17, Number of positions: 17, Type of contact: Male connector, Crimp connection, Axial O-ring, Central fixing, shielded: yes

Product Features

- Application-specific wall mounting optionally with thread or anti-rotation protection and lock nut
- Consistent EMC protection for reliable connection solutions in the industrial environment
- Crimping connection: vibration- and temperature-resistant assembly



Key Commercial Data

Packing unit	1 pc
Weight per Piece (excluding packing)	25.01 g
Custom tariff number	85366990
Country of origin	Germany

Technical data

General

Note	Order information: Order crimp contacts Ø 0.6 mm separately
Type of locking	SPEEDCON locking
Direction of rotation of contact chamber numbering	Standard
Coding	N
Contact connection method	Crimp connection
Type of contacts	Male connector
Number of positions	17
Contact diameter of power contacts	0.6 mm
Nominal current per power contact at 25°C	3.6 A
Pg housing screw connection	none
Mounting type	Central fixing

Device connector, rear mounting - ST-17P1N8AH100S - 1613541

Technical data

Ambient conditions

Ambient temperature	-40 °C ... 125 °C
Degree of protection	IP67

Material

Housing material	Turned parts: copper zinc alloy (CuZn), die-cast parts: zinc (GD-Zn)
Insulator material	PA 66
Gasket and O-ring material	FPM

Specifications according to DIN EN 61984:2001

Installation height max.	3000 m
Nominal / operating voltage of power contacts	60 V
Rated surge voltage of power contacts	1.5 kV
Overvoltage category of power contacts	II
Degree of pollution of power contacts	3

Classifications

eCl@ss

eCl@ss 4.0	272607xx
eCl@ss 4.1	27260701
eCl@ss 5.0	27143424
eCl@ss 5.1	27143424
eCl@ss 6.0	27143424
eCl@ss 7.0	27440209
eCl@ss 8.0	27440103
eCl@ss 9.0	27440102

ETIM

ETIM 3.0	EC001121
ETIM 4.0	EC001121
ETIM 5.0	EC002061

UNSPSC

UNSPSC 6.01	43172015
UNSPSC 7.0901	43201404
UNSPSC 11	43172015
UNSPSC 12.01	43201404
UNSPSC 13.2	43201404

Device connector, rear mounting - ST-17P1N8AH100S - 1613541

Approvals

Approvals


Approvals


UL Recognized / cUL Recognized / EAC / cULus Recognized

Ex Approvals


Approvals submitted

Approval details

UL Recognized 	
mm ² /AWG/kcmil	0.14-0.6
Nominal current I _N	1 A
Nominal voltage U _N	60 V

cUL Recognized 	
mm ² /AWG/kcmil	0.14-0.6
Nominal current I _N	1 A
Nominal voltage U _N	60 V

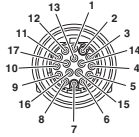
EAC

cULus Recognized 	
--	--

Drawings

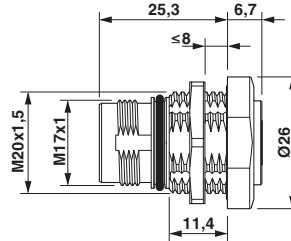
Device connector, rear mounting - ST-17P1N8AH100S - 1613541

Schematic diagram

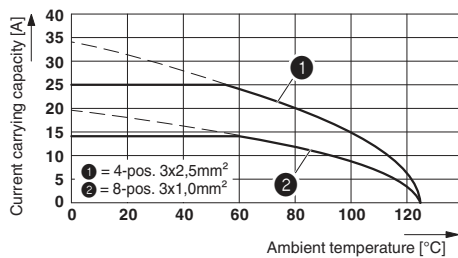


Connector pin assignment

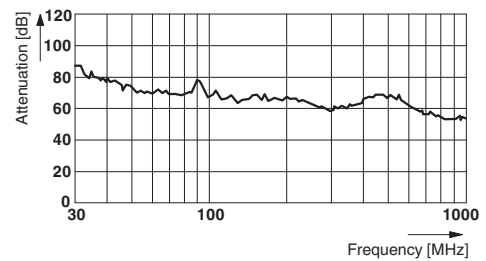
Dimensional drawing



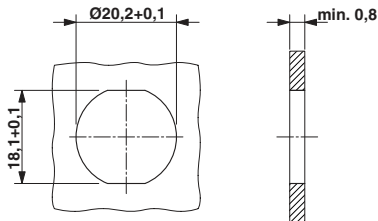
Diagram



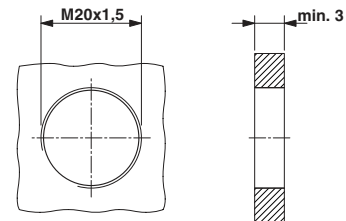
Diagram



Dimensional drawing



Dimensional drawing



Installation dimensions: mounting with anti-rotation protection and locking nut

Installation dimensions: mounting with thread