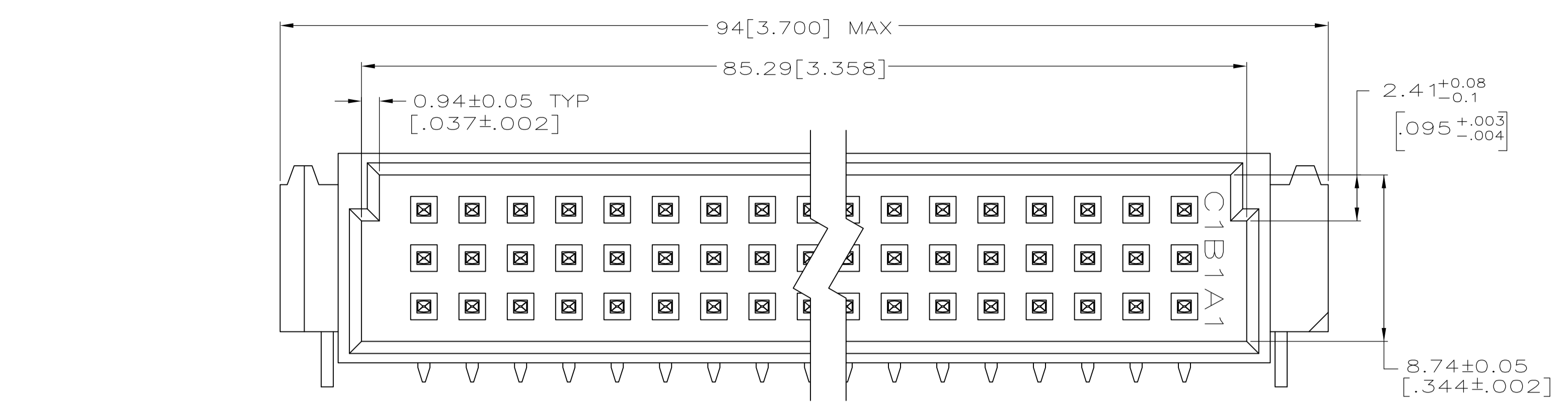
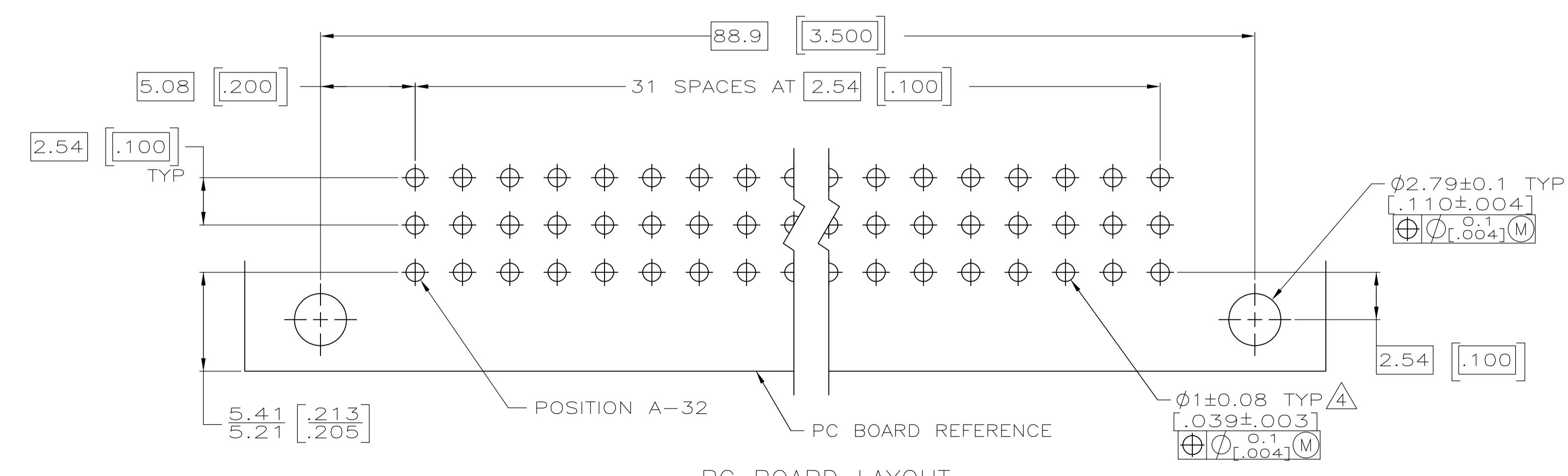
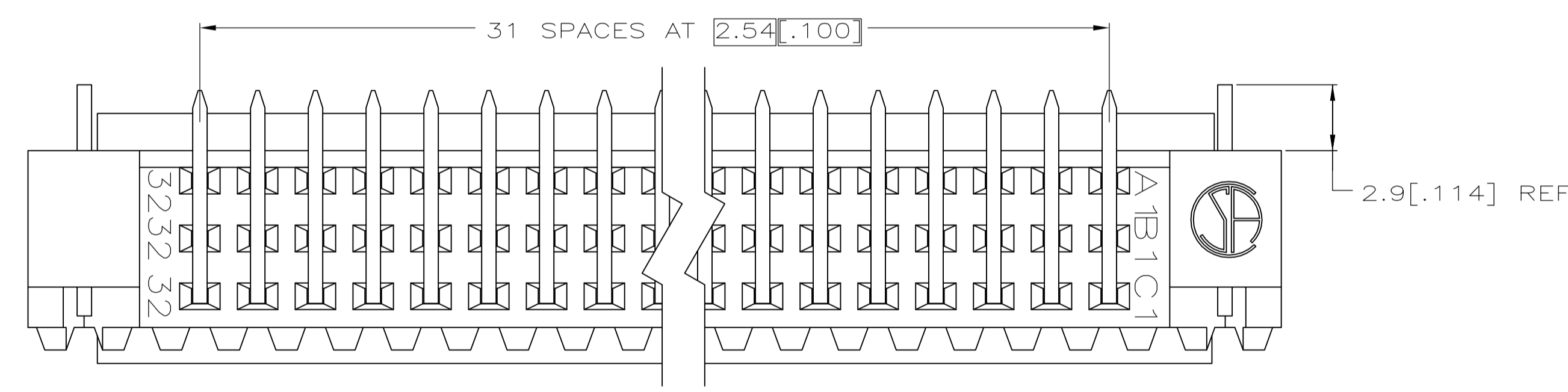
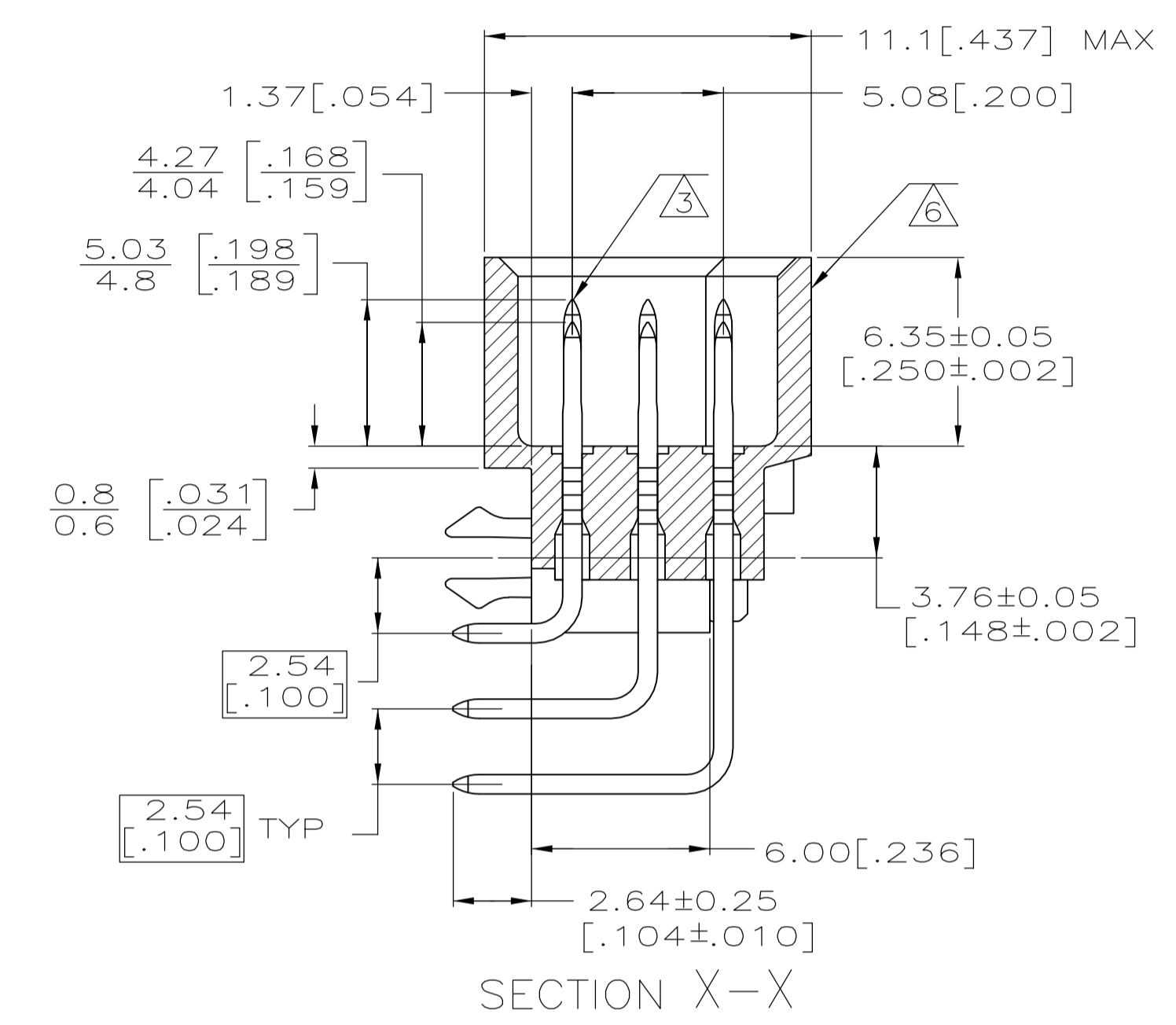
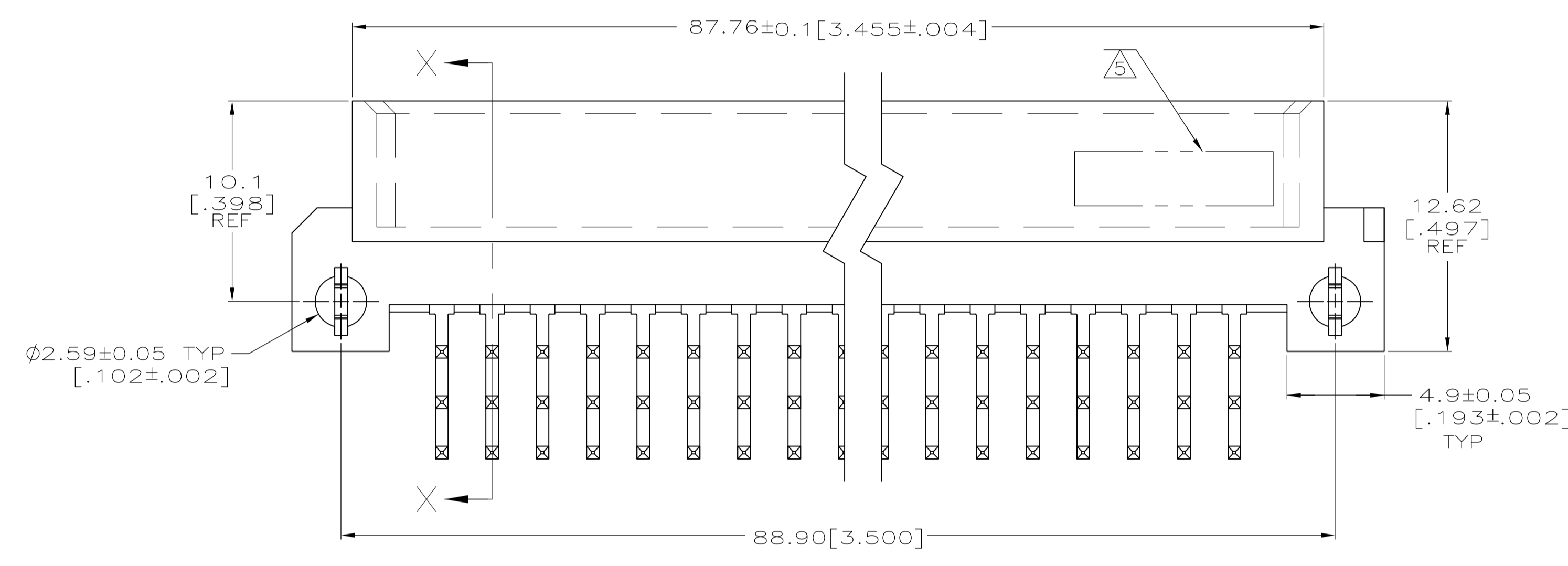


REVISONS		DATE	DMN	APVD
01	REVISED PER ECO-07-018883	22AUG07	DH	DB
02	REVISED PER ECO-09-024927	10NOV09	KK	AEG



- 1 HOUSING MATERIAL: GLASS-FILLED POLYMER.
- 2 POST MATERIAL: COPPER ALLOY
- 3 POST FINISH: DIN 41612 CLASS 2 IN CONTACT AREA. TIN PLATE ON POSTS.
- 4 RECOMMENDED HOLE SIZE FOR MANUAL APPLICATION OF CONNECTOR ONTO PC BOARD.
- 5 PART NUMBER, DATE CODE MARKED THIS APPROXIMATE AREA.
- 6 MARKING ON THIS SIDE.
- 7 OBSOLETE PARTS: OBSOLETE CIS STREAMLINING PER D.RENAUD/D.SINISI



PC BOARD LAYOUT  
 RECOMMENDED PC BOARD THICKNESS 1.57[.062]

POSITIONS LOADED WITH 4.93[.194] CONTACTS	POSITIONS LOADED WITH 4.16[.164] CONTACTS	ROWS	NO. OF LOADED POSITION	ASSY PART NUMBER
NONE	1-32	C	32	1-5536366-8
NONE	1-32	B	32	
1,3,9,27,29,31,32	2,4-8,10-26,28,30	A	32	1-5536366-7
1,2,31,32	3-30	C	32	
NONE	1-32	B	32	5536366-6
32	1-31	A	32	
1,2,31,32	3-30	C	32	5536366-5
12	1-11,13-32	B	32	
NONE	1-32	A	32	5536366-1
1,32	2-31	C	32	
NONE	1-32	B	32	5536366-1
1,32	2-31	A	32	
1,32	2-31	B	32	5536366-1
1,32	2-31	A	32	

OBSOLETE

THIS DRAWING IS A CONTROLLED DOCUMENT.

DIMENSIONS: mm [INCHES]	TOLERANCES UNLESS OTHERWISE SPECIFIED:	0 PLC ± -	1 PLC ± -	2 PLC ± 0.13[.005]	3 PLC ± -	4 PLC ± -	ANGLES ± -
-------------------------	--	-----------	-----------	--------------------	-----------	-----------	------------

MATERIAL: 1, 2, 3, 4, 7

FINISH: 3

THIS DRAWING IS A CONTROLLED DOCUMENT.

DESIGNED BY: J. POLIGNONE

CHKD BY: A. SHARPE

APVD BY: A. SHARPE

PRODUCT SPEC: ASSEMBLY, PIN, EUROCARD, TYPE C, 96 POSITION, 2.64[.104] SOLDER POST WITH MFBL CONTACTS AND BOARD-LOCKS

APPLICATION SPEC: -

SIZE: A1

WEIGHT: -

CAGE CODE: 00779

DRAWING NO: 5536366

RESTRICTED TO: -

CUSTOMER DRAWING

SCALE: 5:1

SHEET: 1 of 1

REV: 02