

4

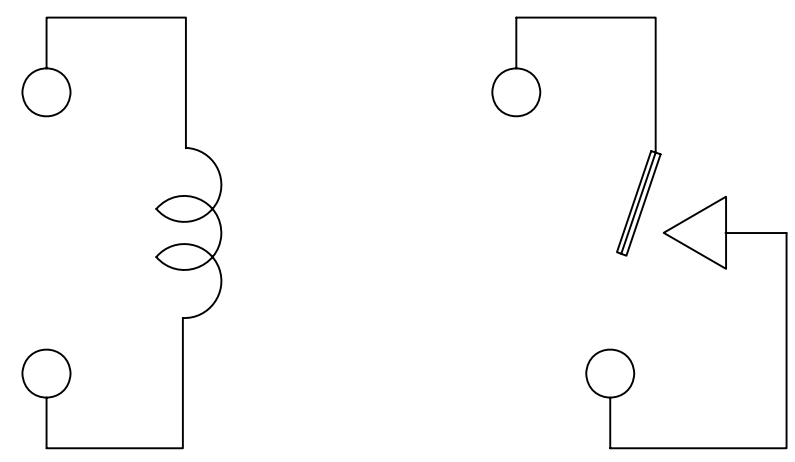

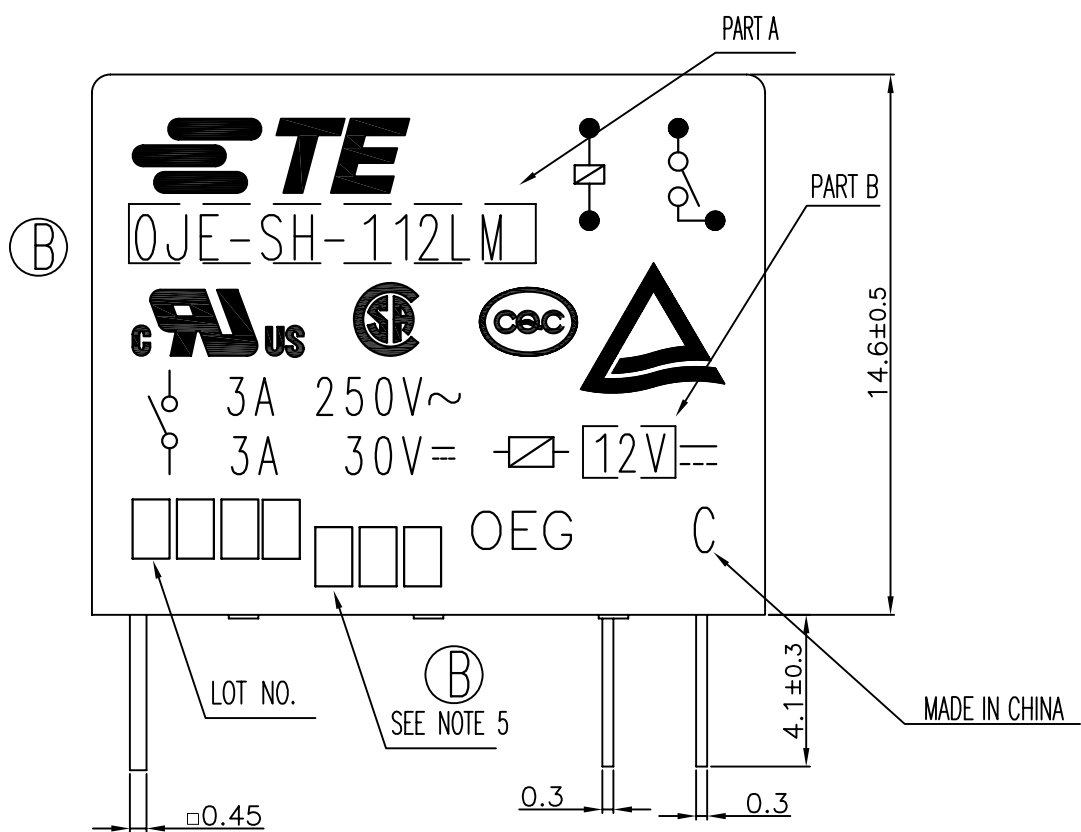

3

2

1

THIS DRAWING IS UNPUBLISHED. RELEASED FOR PUBLICATION
 © COPYRIGHT - By - ALL RIGHTS RESERVED.

LOC	DIST	REVISIONS					
		P	LTR	DESCRIPTION	DATE	DWN	APVD
HB	-	B		CHANGE LOGO&ADD LINE IDENTIFICATION ECO-12-001771	15Jun2012	HYS	YBH



CONNECTION FIGURE

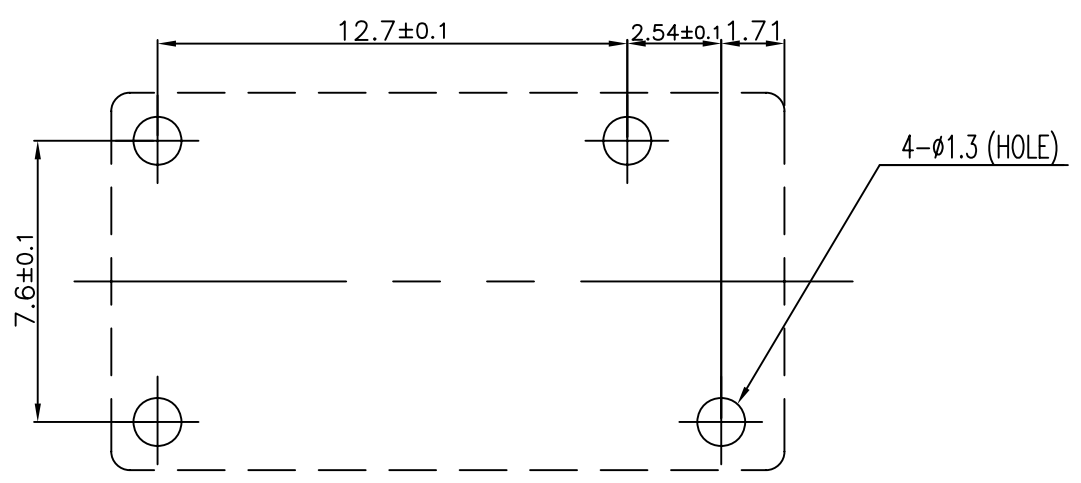
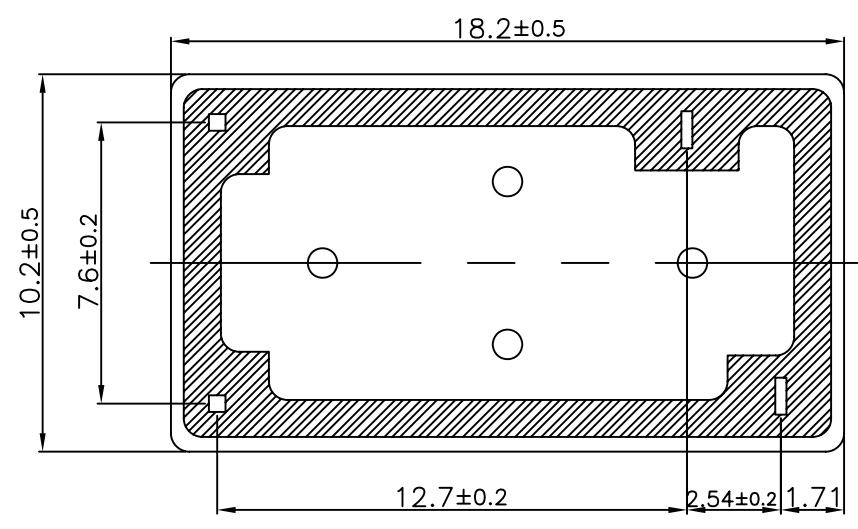


FIGURE FOR PRINTED CIRCUIT BOARD PROCESSING (BOTTOM VIEW)

Diagram dimension	Tolerance
0.99mm max.	±0.1mm
1 - 2.99mm	±0.2mm
3mm min.	±0.3mm



THIS DRAWING IS A CONTROLLED DOCUMENT.		DWN	Huang, Yunshou		TE Connectivity NAME OJE-SS-LMF,F000 CUSTOMER DRAWING
DIMENSIONS: mm		CHK	Yu, Banghua		
TOLERANCES UNLESS OTHERWISE SPECIFIED:		APVD	Zhang, Sunny		
0 PLC ± - 1 PLC ± - 2 PLC ± - 3 PLC ± - 4 PLC ± - ANGLES ± -		PRODUCT SPEC	-		
MATERIAL		FINISH	-		APPLICATION SPEC
-		-		WEIGHT	SIZE
-		-		A3 00779	
-		-		C-7-1419128-0	
-		-		DRAWING NO	
-		-		RESTRICTED TO	
-		-		-	
-		-		SCALE 5:1 SHEET 1 of 2 REV B	

4

3

2

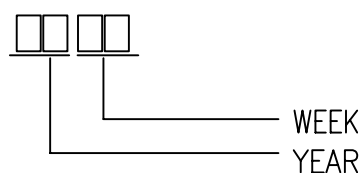
1

THIS DRAWING IS UNPUBLISHED. RELEASED FOR PUBLICATION
 © COPYRIGHT - By - ALL RIGHTS RESERVED.

LOC	DIST	REVISIONS					
		P	LTR	DESCRIPTION	DATE	DWN	APVD
HB	-	-	-	SEE SHEET 1	-	-	-

NOTES:

1.LOT NO. SYSTEM AS FOLLOWING:



② 2.TERMINAL DIMENSION IS BEFORE SOLDER DIP;

③ 3.FOR THE TIN-PLATING OF THE PINS:

+0.1mm FOR WIDTH,THICKENSS AND DIAMETER.

+0.5mm FOR LENGTH.

④ 4.MARKING FROM INK TO LASER.

⑤ 5.ADD LOT NO. SYSTEM AS FOLLOWING;

- I, DIGITS FOR DAY OF THE WEEK
 1...MONDAY IN THIS WEEK;
 2...TUESDAY IN THIS WEEK;

 7...SUNDAY IN THIS WEEK
- II, DIGITS FOR SHIFT OF THE DAY
 1...DAY SHIFT IN THIS DAY;
 2...NIGHT SHIFT IN THIS DAY;
- III, ONE CHARACTER DISTINGUISH THE LINE IDENTITY, SUCH AS: A,B.....Z

7-1419128-0	OJE-SS-124LMF	107-79010	24V	OJE-SS-124LMF	d
5-1419144-5	OJE-SS-118LMF	107-79010	18V	OJE-SS-118LMF	c
1440000-4	OJE-SS-112LMF	107-79010	12V	OJE-SS-112LMF	b
4-1419128-1	OJE-SS-109LMF	107-79010	9V	OJE-SS-109LMF	a
TE PART NO	TE TYPE NAME	PACKING SPEC	PART B	PART A	TYPE

RELAY TYPE

		EPOXY RESIN	SEAL (BASE & BOBBIN)	15
		3UEW	MAGNETIC WIRE	14
94V-0		P.B.T	CASE	13
94V-0		P.B.T	BASE	12
94V-0		P.B.T	BOBBIN	11
	SOLDER DIP	C.P WIRE	COIL TERMINAL	10
94V-0		P.P.S	CARD	9
		Ag Alloy	MOVABLE CONTACT	8
		Ag Alloy	NO.CONTACT	7
		STEEL	HINGE SPRING	6
	SOLDER DIP	Cu ALLOY	NO.TERMINAL	5
	SOLDER DIP	Cu ALLOY	MOVABLE SPRING	4
	NIP	STEEL	CORE	3
	NIP	STEEL	ARMATURE	2
	NIP	STEEL	YOKE	1
INCOMBUSTIBILITY	TREATMENT	MATERIAL	DESCRIPTION	ITEM

THIS DRAWING IS A CONTROLLED DOCUMENT.		DWN	Huang,Yunshou		
DIMENSIONS: mm		CHK	Yu,Banghua		
TOLERANCES UNLESS OTHERWISE SPECIFIED: 0 PLC ± - 1 PLC ± - 2 PLC ± - 3 PLC ± - 4 PLC ± - ANGLES ± -		APVD	Zhang,Sunny		
MATERIAL		PRODUCT SPEC	-		
FINISH		APPLICATION SPEC	-		
		WEIGHT	-		
		STE TE Connectivity			
		NAME OJE-SS-LMF,F000 CUSTOMER DRAWING			
SIZE	CAGE CODE	DRAWING NO	RESTRICTED TO		
A3	00779	C-7-1419128-0	-		
CUSTOMER DRAWING		SCALE	SHEET	REV	
		5:1	2 of 2	B	