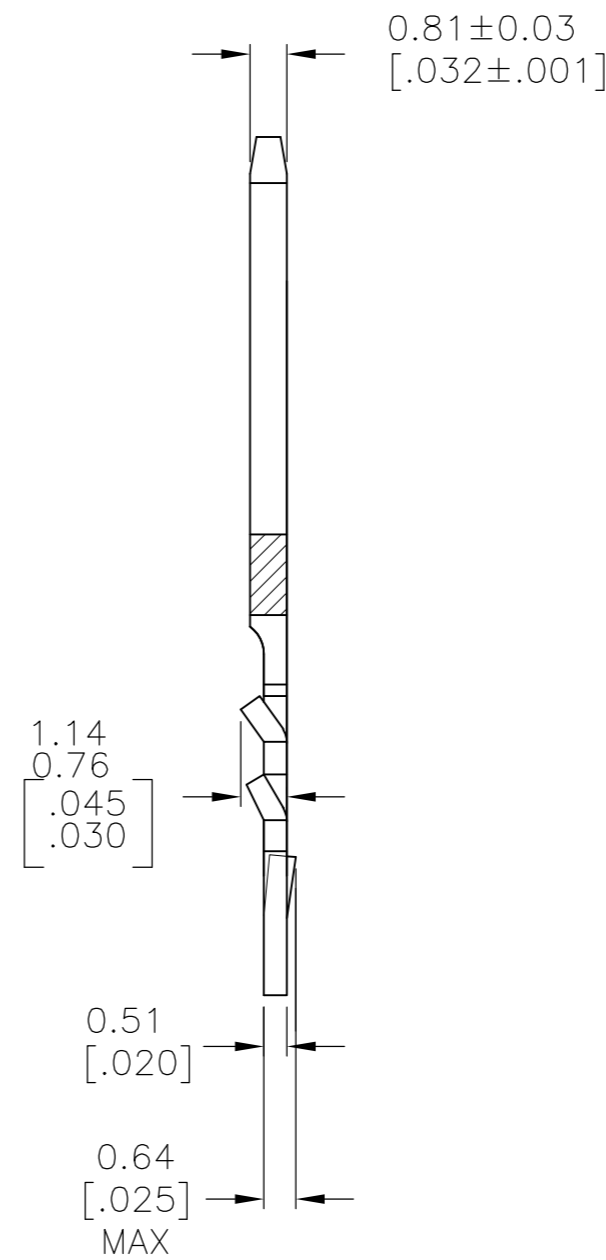
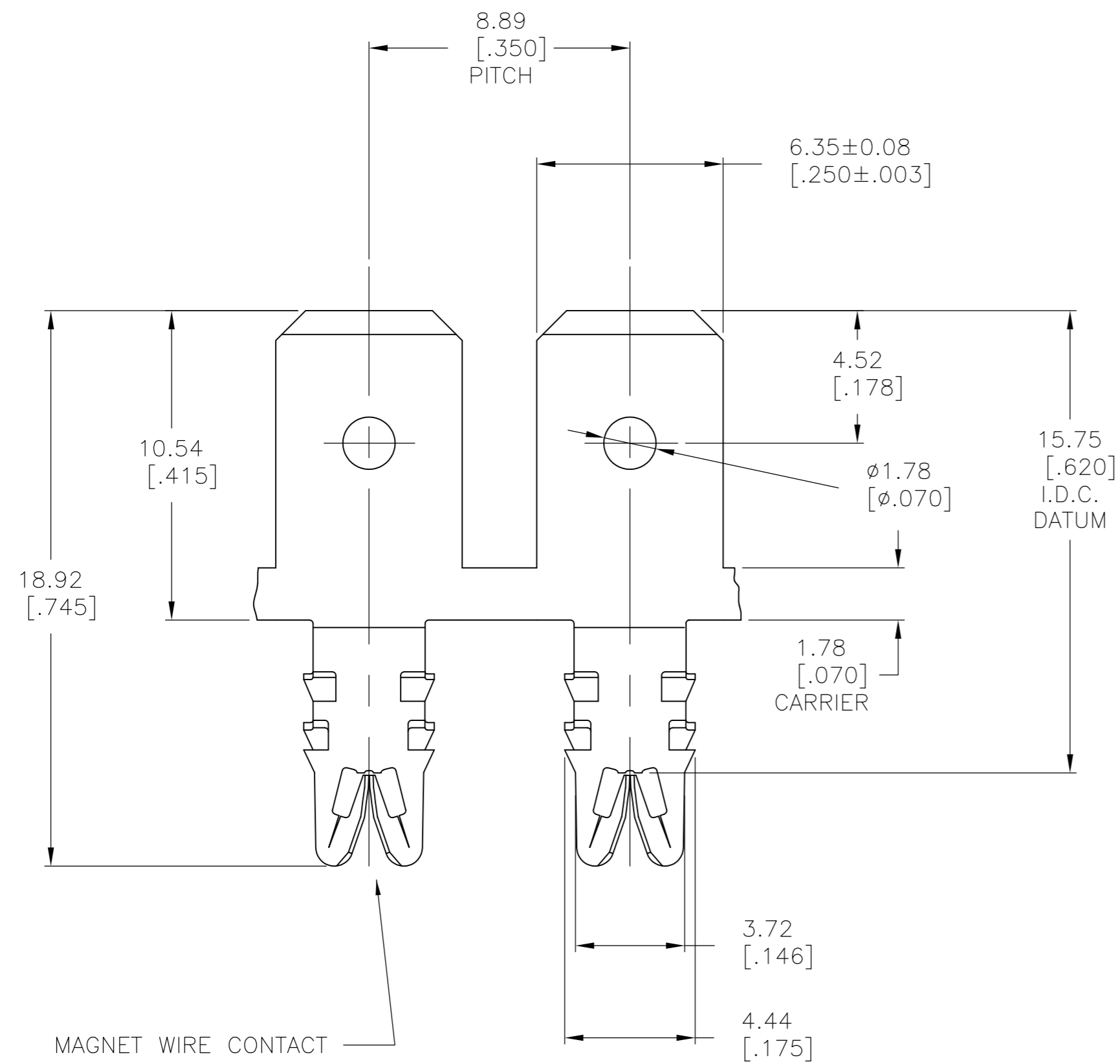
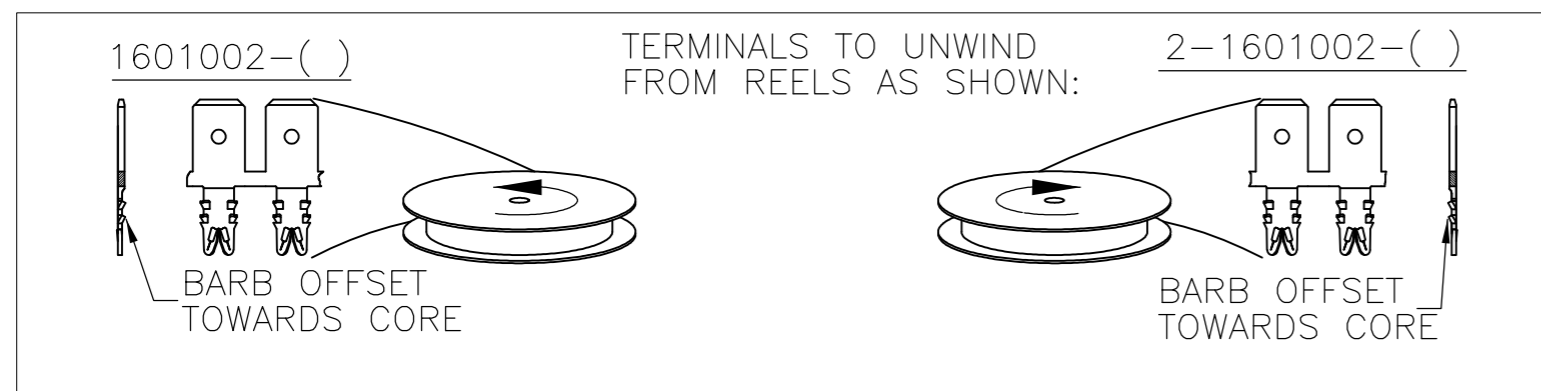
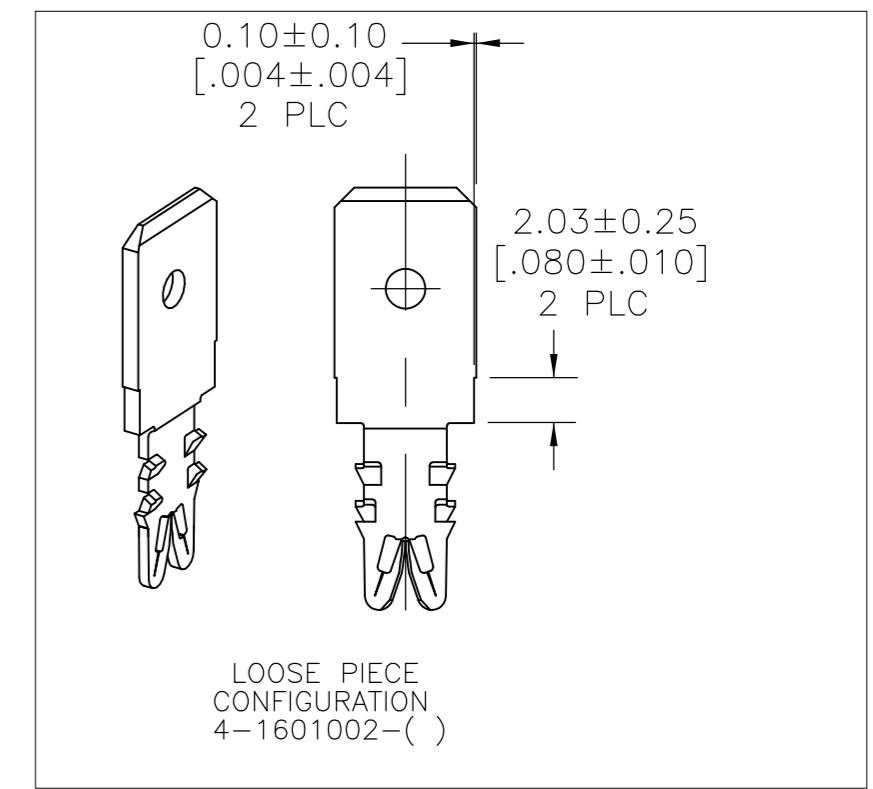


THIS DRAWING IS UNPUBLISHED. RELEASED FOR PUBLICATION
 © COPYRIGHT BY TYCO ELECTRONICS CORPORATION. ALL RIGHTS RESERVED.

LOC		DIST		REVISIONS			
P	LTR	DESCRIPTION		DATE	DWN	APVD	
AF	50	D2	REVISED PER ECR-08-000810		22JAN08	HMR	GJ



- SPECIFICATIONS:
MAGNET WIRE #18 - #34 AWG COPPER,
1.02mm (.040") - 0.16mm (.006") DIA.
OTHER SIZES MAY BE ACCOMMODATED,
CONSULT TYCO ELECTRONICS FOR APPROVAL.
- POCKET RECOMMENDATION: 1601425.
ALTERNATE POCKET: 1601421.
- TERMINAL APPLICATION TO COMPLY WITH TYCO
ELECTRONICS SPECIFICATION 114-13166 FIGURE 6.



-	-	-
-	-	-
-	-	-
PRE TIN PLATE	031-004-002	4-1601002-2
PRE TIN PLATE	131-004-002	2-1601002-2
PRE TIN PLATE	131-055-002	1601002-2
FINISH	REFERENCE PART NUMBER	PART NUMBER
THIS DRAWING IS A CONTROLLED DOCUMENT.		
DWN J.WELLER 11JAN2002		Tyco Electronics Corporation Harrisburg, PA 17105-3608
CHK M.FEHER 11JAN2002		
APVD K.RANDOLPH 11JAN2002		
PRODUCT SPEC 108-2085		
APPLICATION SPEC		NAME
MATERIAL BRASS, 1/2 HARD		STD. RANGE WIRE TO .250 X .032 MULTI-BARB TAB SIAMEZE TERMINAL
FINISH SEE TABLE		SIZE A2
WEIGHT -		CAGE CODE 00779
CUSTOMER DRAWING		DRAWING NO C=1601002
TOLERANCES UNLESS OTHERWISE SPECIFIED:		RESTRICTED TO
0 PLC ± -	1 PLC ± 0.25 [.01]	SCALE 6:1
2 PLC ± 0.13 [.005]	3 PLC ± -	SHEET 1 OF 1
4 PLC ± -	ANGLES ± 2°	REV D2