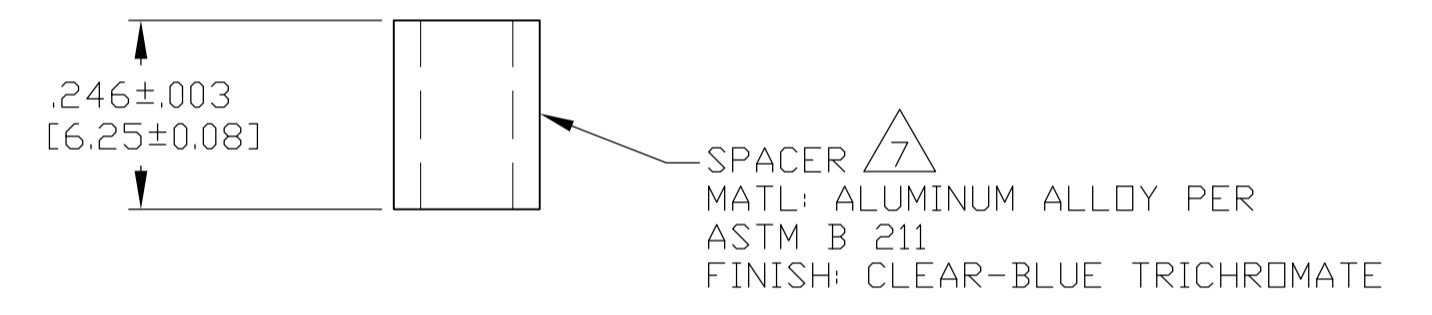
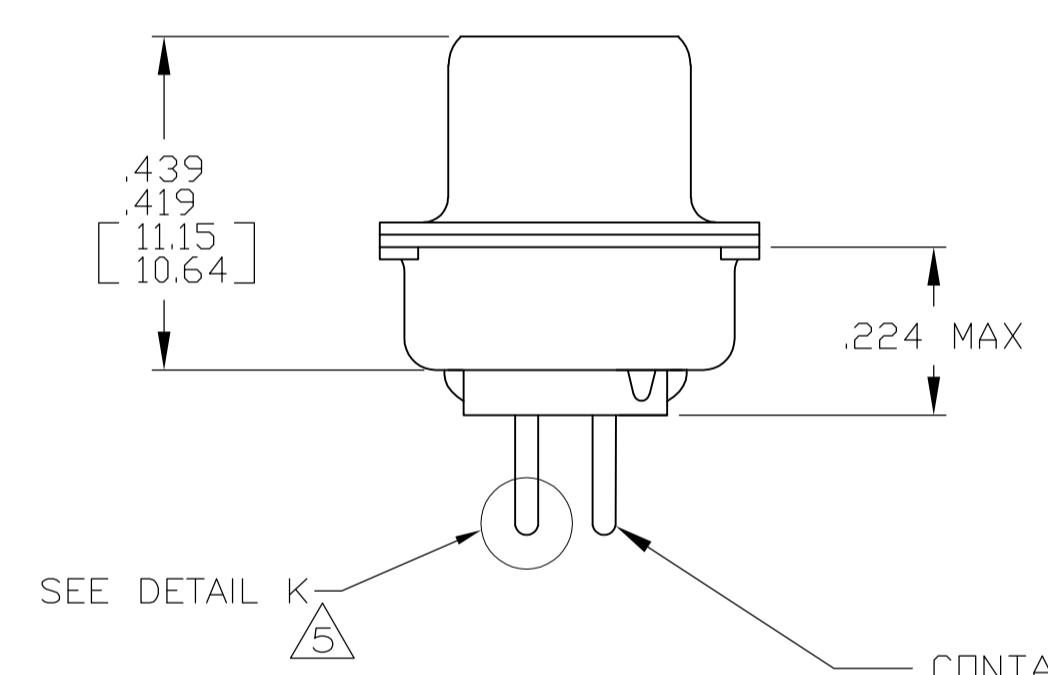
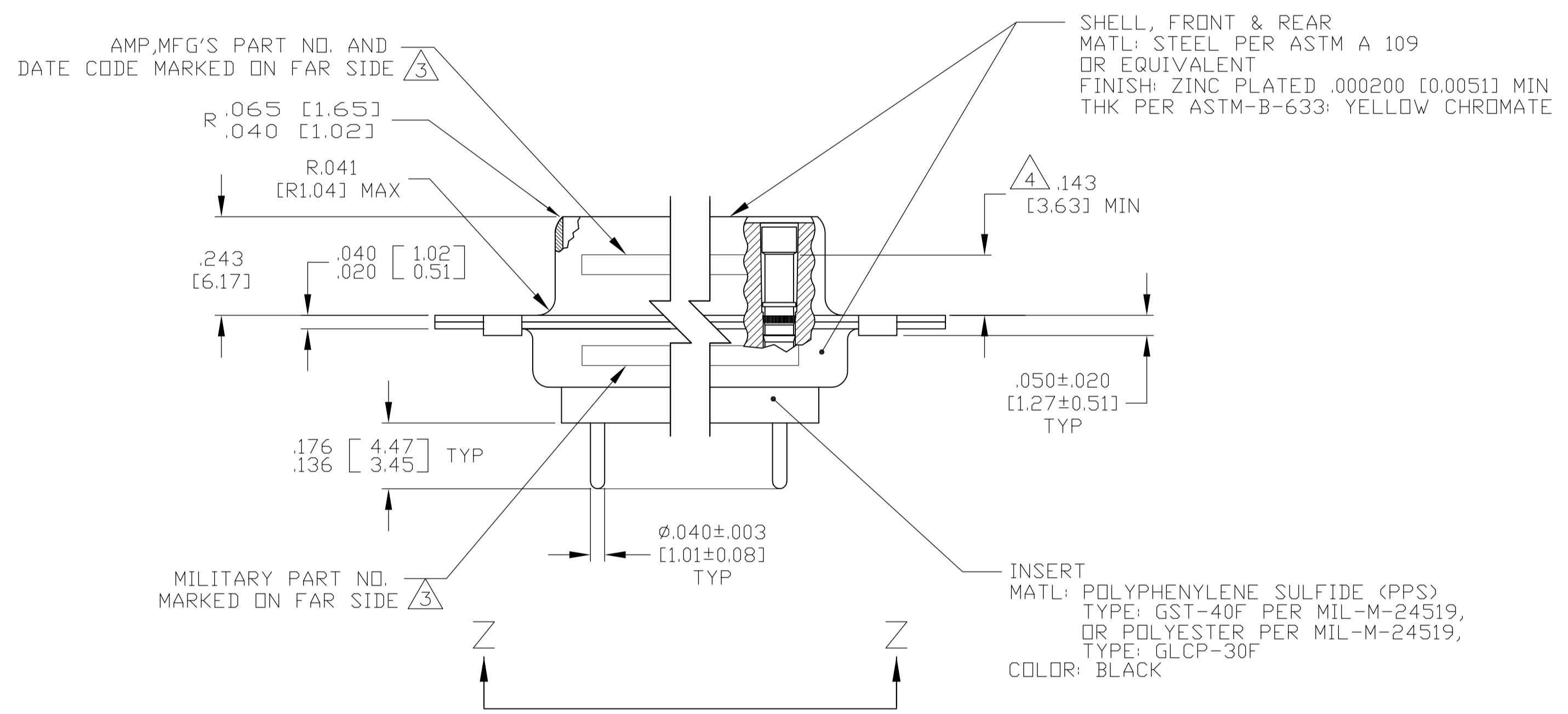
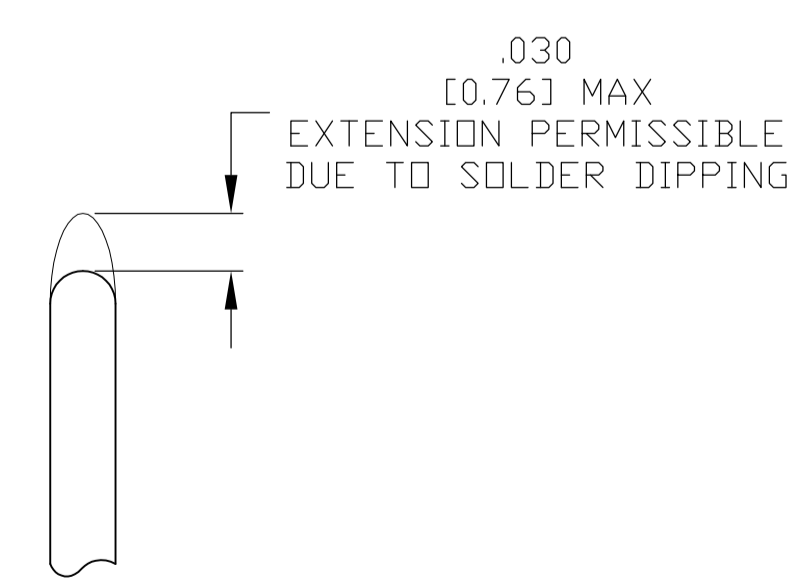


- 1. SEE SHEET 2 FOR RECOMMENDED P.C. BOARD LAYOUT. TRUE POSITION TOLERANCE FOR P.C. BOARD LAYOUT IS .010 [0.25] AT MAX MATERIAL CONDITION. SUGGESTED BOARD THICKNESS IS .062 [1.57]
- 2. THE CONNECTORS DESCRIBED IN THIS DOCUMENT MEET THE REQUIREMENTS OF MIL-C-24308 AND MATE WITH ANY PLUG CONNECTOR WITH SAME INSERT ARRANGEMENT.
- 3. MARKED WITH .047 [1.19]-.062 [1.57] HIGH CHARACTERS. FAR SIDE REFERS TO THE WIDE SIDE OF THE KEYSTONE. NEAR SIDE REFERS TO THE NARROW SIDE OF THE KEYSTONE. IF THE REAR SHELL IS TOO SMALL FOR THE ENTIRE MILITARY PART NUMBER, MARKING SHALL BE LOCATED AS FOLLOWS:
 - A. "M24308" ON FRONT SHELL, FAR SIDE.
 - B. SLASH SHEET AND DASH NUMBER ON REAR SHELL, FAR SIDE.
 - C. "AMP" AND DATE CODE ON FRONT SHELL, NEAR SIDE.
 - D. MFG'S PART NUMBER ON REAR SHELL, NEAR SIDE.
 IF THE FRONT SHELL IS TOO SMALL FOR "AMP", MFG'S PART NUMBER AND DATE CODE, MARKING SHALL BE SPLIT AS FOLLOWS:
 - A. MFG'S PART NUMBER ON REAR SHELL, NEAR SIDE.
 - B. "AMP" AND DATE CODE ON FRONT SHELL, NEAR SIDE.
 - C. MILITARY PART NUMBER ON REAR SHELL, FAR SIDE.
- 4. POINT OF ELECTRICAL ENGAGEMENT - AS MEASURED WITH A .0390-.0393 (0.991-0.998) DIA SQUARE ENDED PIN.
- 5. SOLDER DIPPED PER J-STD-001 WITH Sn63 SOLDER PER J-STD-006 IN THE ENTIRE AREA OF DIMENSION SHOWN. (1757832-6 THRU -10 ONLY.)
- 6. MEETS SOLDERABILITY PER MIL-STD-202 METHOD 208.
- 7. SPACERS (QTY = 2) ARE SUPPLIED WITH CONNECTOR; NOT ATTACHED.



CONTACT (QTY = NO. OF POSN)
 MATL: BRASS PER ASTM-B-16, OR BERYLLIUM COPPER PER ASTM-B-194
 FINISH: GOLD PER ASTM-B-488, TYPE II, GRADE C, CLASS 1.27 IN CONTACT MATING AREA, .000010 [0.0003] MIN THK GOLD PER ASTM-B-488 OVER .000050 [0.0013] MIN THK NICKEL PER SAE-AMS-QQ-N-290 ON CONTACT BODY

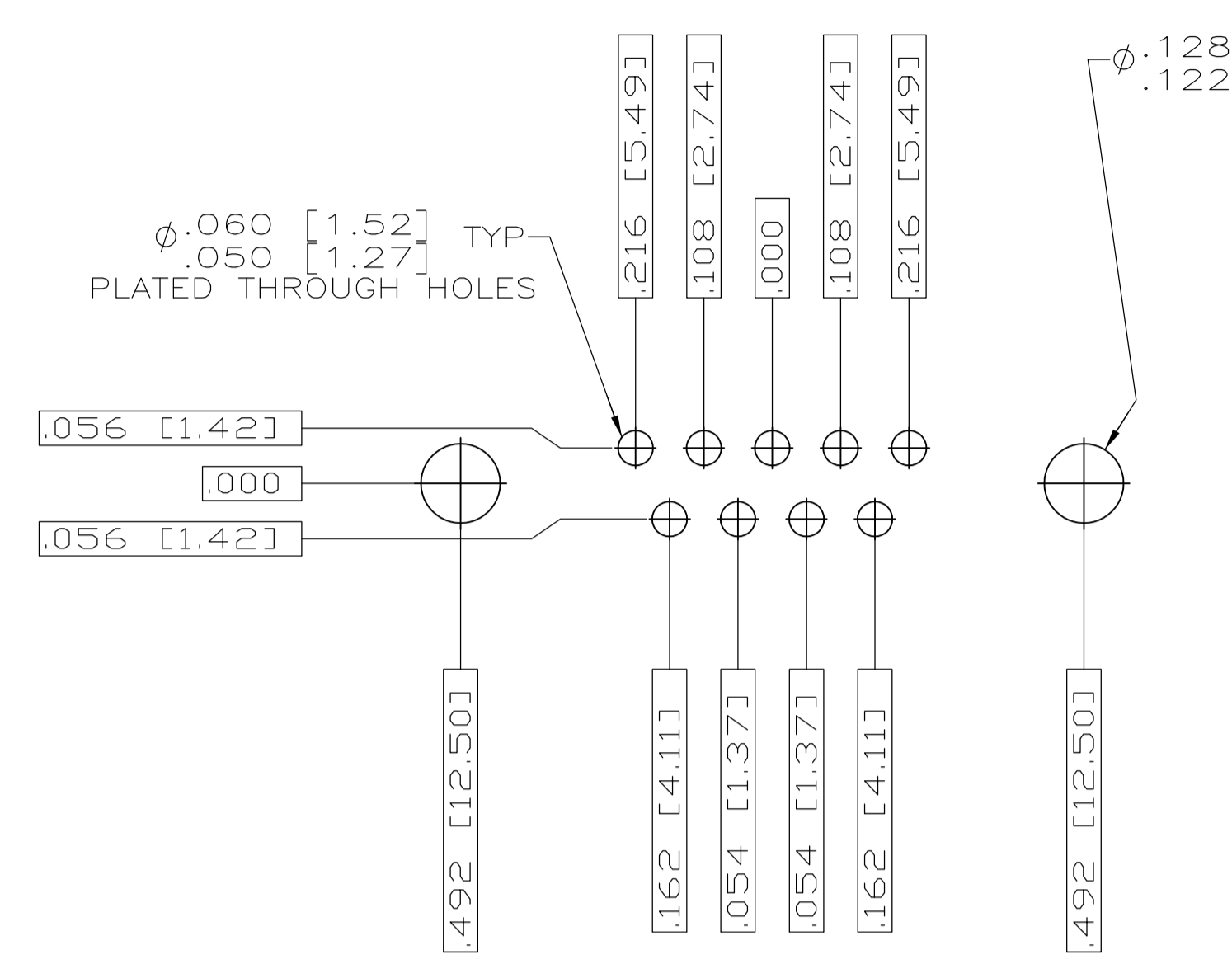


DETAIL K SCALE 10:1 FOR 1757832-6 THRU -10 ONLY

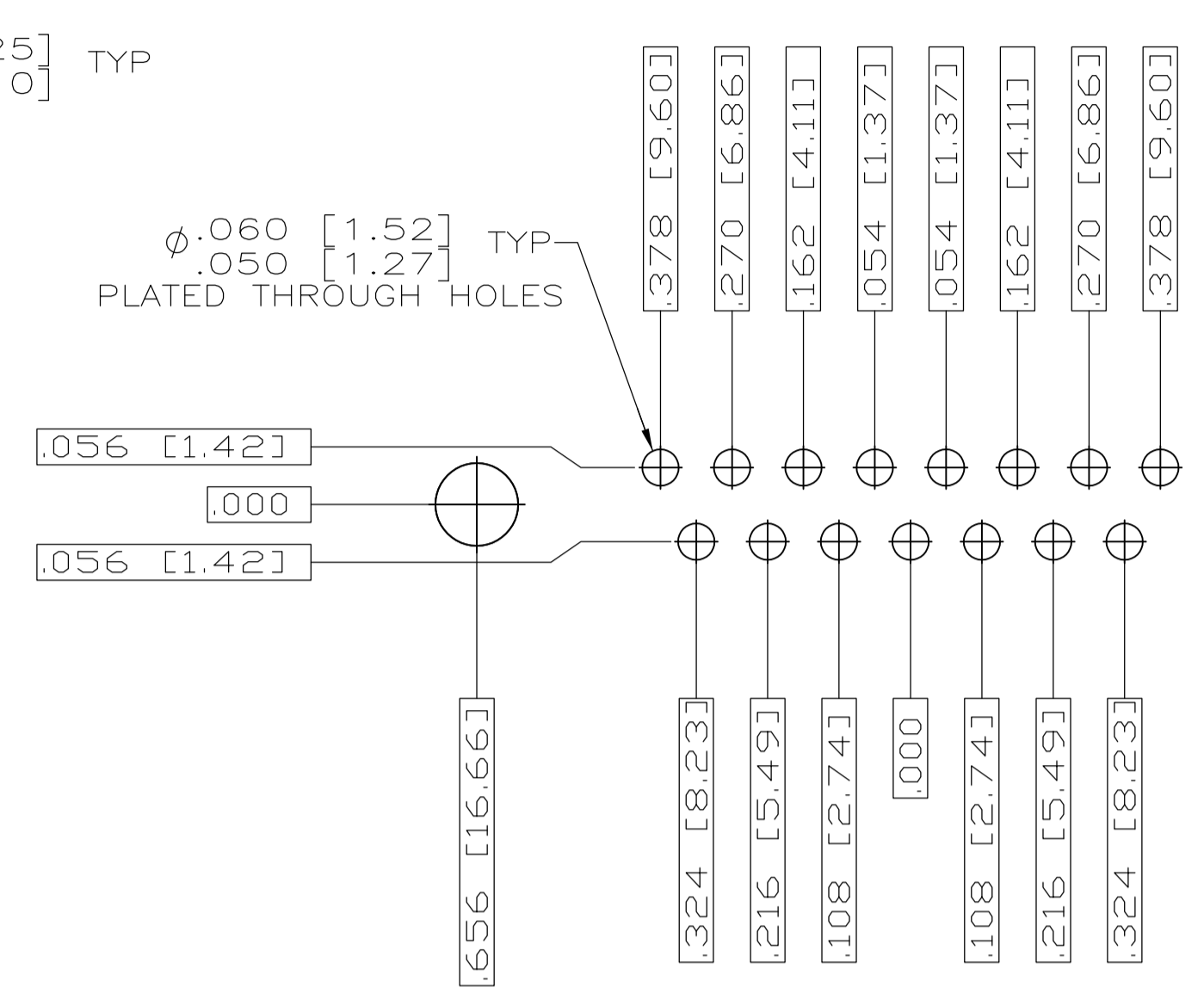
.544 [13.82]	.524 [13.31]	2.188 [55.58]	2.168 [55.07]	.620 [15.75]	.590 [14.99]	.428 [10.87]	.418 [10.62]	2.411 [61.24]	2.401 [60.99]	2.069 [52.55]	2.059 [52.30]	2.650 [67.31]	2.620 [66.55]	MS18277-1	50	5	M24308/23-17Z	1757832-5	1-1757832-0
.432 [10.97]	.412 [10.46]	2.282 [57.96]	2.262 [57.45]	.509 [12.93]	.479 [12.17]	.316 [8.03]	.306 [7.77]	2.505 [63.63]	2.495 [63.37]	2.164 [54.97]	2.154 [54.71]	2.744 [69.70]	2.714 [68.94]	MS18276-1	37	4	M24308/23-16Z	1757832-4	1757832-9
.432 [10.97]	.412 [10.46]	1.635 [41.53]	1.615 [41.02]	.509 [12.93]	.479 [12.17]	.316 [8.03]	.306 [7.77]	1.857 [47.17]	1.847 [46.91]	1.516 [38.51]	1.506 [38.25]	2.103 [53.42]	2.073 [52.65]	MS18275-1	25	3	M24308/23-15Z	1757832-3	1757832-8
.432 [10.97]	.412 [10.46]	1.093 [27.76]	1.073 [27.25]	.509 [12.93]	.479 [12.17]	.316 [8.03]	.306 [7.77]	1.317 [33.45]	1.307 [33.20]	.976 [24.79]	.966 [24.54]	1.556 [39.52]	1.526 [38.76]	MS18274-1	15	2	M24308/23-14Z	1757832-2	1757832-7
.432 [10.97]	.412 [10.46]	.769 [19.53]	.749 [19.02]	.509 [12.93]	.479 [12.17]	.316 [8.03]	.306 [7.77]	.989 [25.12]	.979 [24.87]	.648 [16.46]	.638 [16.21]	1.228 [31.19]	1.198 [30.43]	MS18273-1	9	1	M24308/23-13Z	1757832-1	1757832-6
.544 [13.82]	.524 [13.31]	2.188 [55.58]	2.168 [55.07]	.620 [15.75]	.590 [14.99]	.428 [10.87]	.418 [10.62]	2.411 [61.24]	2.401 [60.99]	2.069 [52.55]	2.059 [52.30]	2.650 [67.31]	2.620 [66.55]	MS18277-1	50	5	M24308/23-17Z	1757832-5	1757832-5
.432 [10.97]	.412 [10.46]	2.282 [57.96]	2.262 [57.45]	.509 [12.93]	.479 [12.17]	.316 [8.03]	.306 [7.77]	2.505 [63.63]	2.495 [63.37]	2.164 [54.97]	2.154 [54.71]	2.744 [69.70]	2.714 [68.94]	MS18276-1	37	4	M24308/23-16Z	1757832-4	1757832-4
.432 [10.97]	.412 [10.46]	1.635 [41.53]	1.615 [41.02]	.509 [12.93]	.479 [12.17]	.316 [8.03]	.306 [7.77]	1.857 [47.17]	1.847 [46.91]	1.516 [38.51]	1.506 [38.25]	2.103 [53.42]	2.073 [52.65]	MS18275-1	25	3	M24308/23-15Z	1757832-3	1757832-3
.432 [10.97]	.412 [10.46]	1.093 [27.76]	1.073 [27.25]	.509 [12.93]	.479 [12.17]	.316 [8.03]	.306 [7.77]	1.317 [33.45]	1.307 [33.20]	.976 [24.79]	.966 [24.54]	1.556 [39.52]	1.526 [38.76]	MS18274-1	15	2	M24308/23-14Z	1757832-2	1757832-2
.432 [10.97]	.412 [10.46]	.769 [19.53]	.749 [19.02]	.509 [12.93]	.479 [12.17]	.316 [8.03]	.306 [7.77]	.989 [25.12]	.979 [24.87]	.648 [16.46]	.638 [16.21]	1.228 [31.19]	1.198 [30.43]	MS18273-1	9	1	M24308/23-13Z	1757832-1	1757832-1
DIM J	DIM H	DIM E	DIM D	DIM C	DIM B	DIM A	INSERT ARRANGEMENT	NO OF POS	SHELL SIZE	MILITARY P/N ON CONNECTOR	MFG'S P/N MARKED ON CONNECTOR	PART NO.							

THIS DRAWING IS A CONTROLLED DOCUMENT.

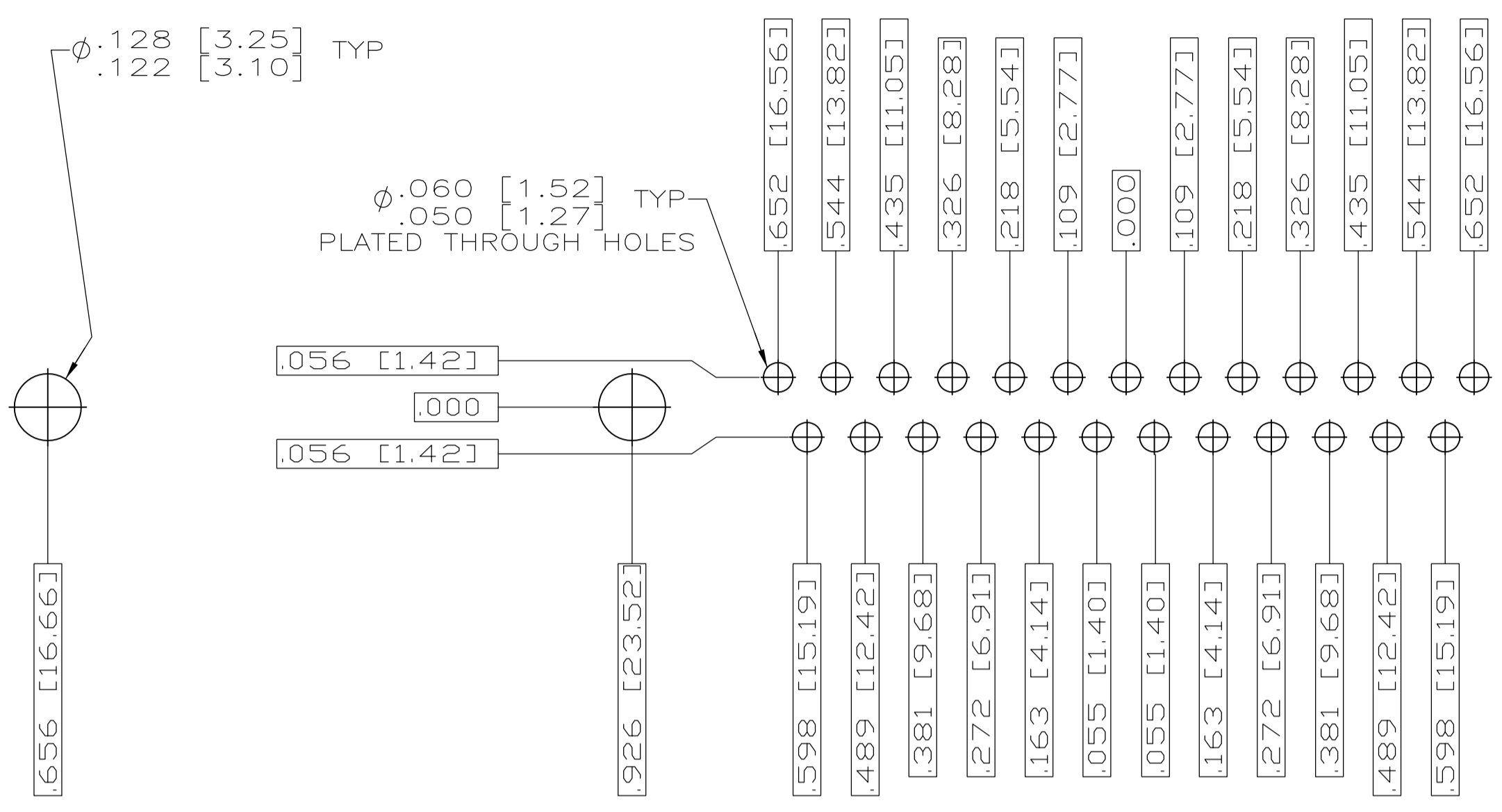
DIMENSIONS: INCHES	TOLERANCES UNLESS OTHERWISE SPECIFIED:	DIN C.C. THOMAS 3-22-06	3-27-06
0 PLC ± -	1 PLC ± -	2 PLC ± -	3 PLC ± -
4 PLC ± ± .005 [0.13]	ANGLES ± ± 1°	DRW: C.C. THOMAS	CHK: D. MILLER
MATERIAL: SEE CALLOUTS	FINISH: SEE CALLOUTS	APPROVED: D. MILLER 3-27-06	NAME: RECEPTACLE ASSEMBLY, AMPLIMITE, POSTED SERIES 109, SIZE 1 THRU 5
WEIGHT: -	SIZE: A1	CAGE CODE: 00779	DRAWING NO: 1757832
CUSTOMER DRAWING	SCALE: 4:1	SHEET: 1 OF 2	REV: C



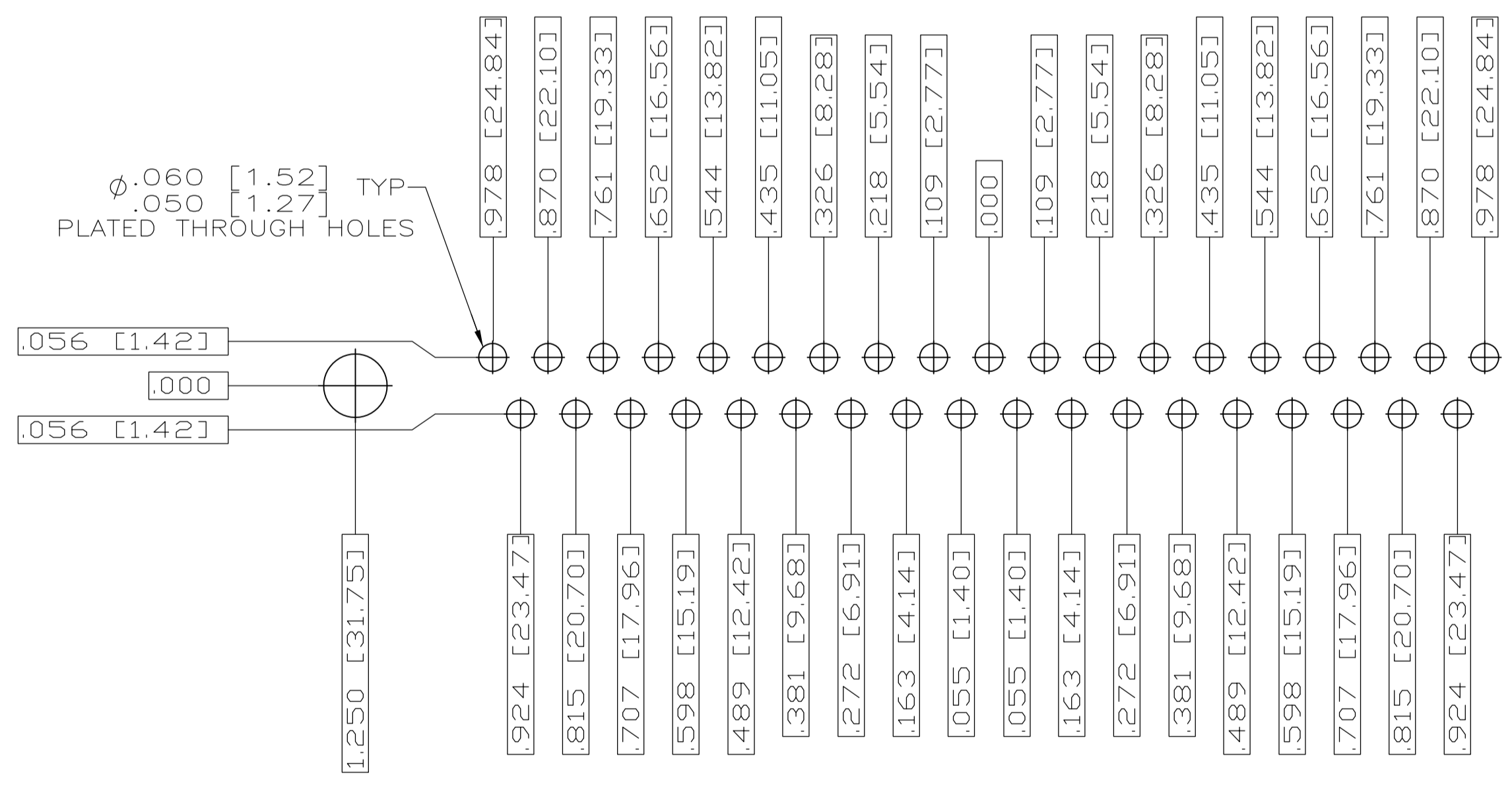
RECOMMENDED P.C. BOARD LAYOUT
SHELL SIZE 1 (9 POSITION) ⚠



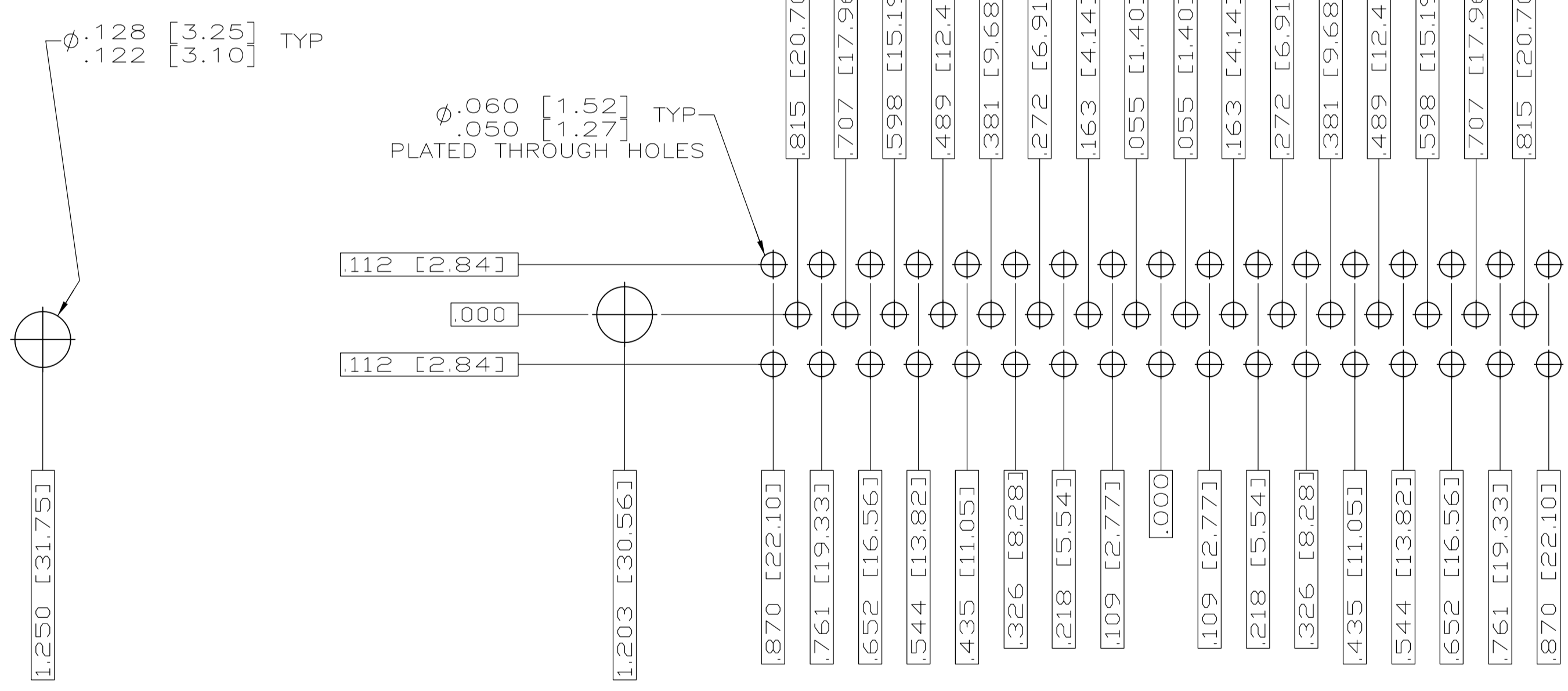
RECOMMENDED P.C. BOARD LAYOUT
SHELL SIZE 2 (15 POSITION) ⚠



RECOMMENDED P.C. BOARD LAYOUT
SHELL SIZE 3 (25 POSITION) ⚠



RECOMMENDED P.C. BOARD LAYOUT
SHELL SIZE 4 (37 POSITION) ⚠



RECOMMENDED P.C. BOARD LAYOUT
SHELL SIZE 5 (50 POSITION) ⚠

THIS DRAWING IS A CONTROLLED DOCUMENT.		DN C.C.THOMAS 3-22-06	 TE Connectivity
DIMENSIONS: INCHES		CHK D.HOFFMAN 3-27-06	
TOLERANCES UNLESS OTHERWISE SPECIFIED:		APVD D.MILLER 3-27-06	NAME RECEPTACLE ASSEMBLY,AMPLITE POSTED,SERIES 109,SIZE 1 THRU 5
 0 PLC ± .005 1 PLC ± .005 2 PLC ± .005 3 PLC ± .005 4 PLC ± .005 ANGLES ± 1°		APPLICATION SPEC	SIZE A1
MATERIAL SEE CALLOUTS		WEIGHT	CAGE CODE 00779
FINISH SEE CALLOUTS		RESTRICTED TO	DRAWING NO 1757832
CUSTOMER DRAWING		SCALE 4:1	SHEET 2 OF 2