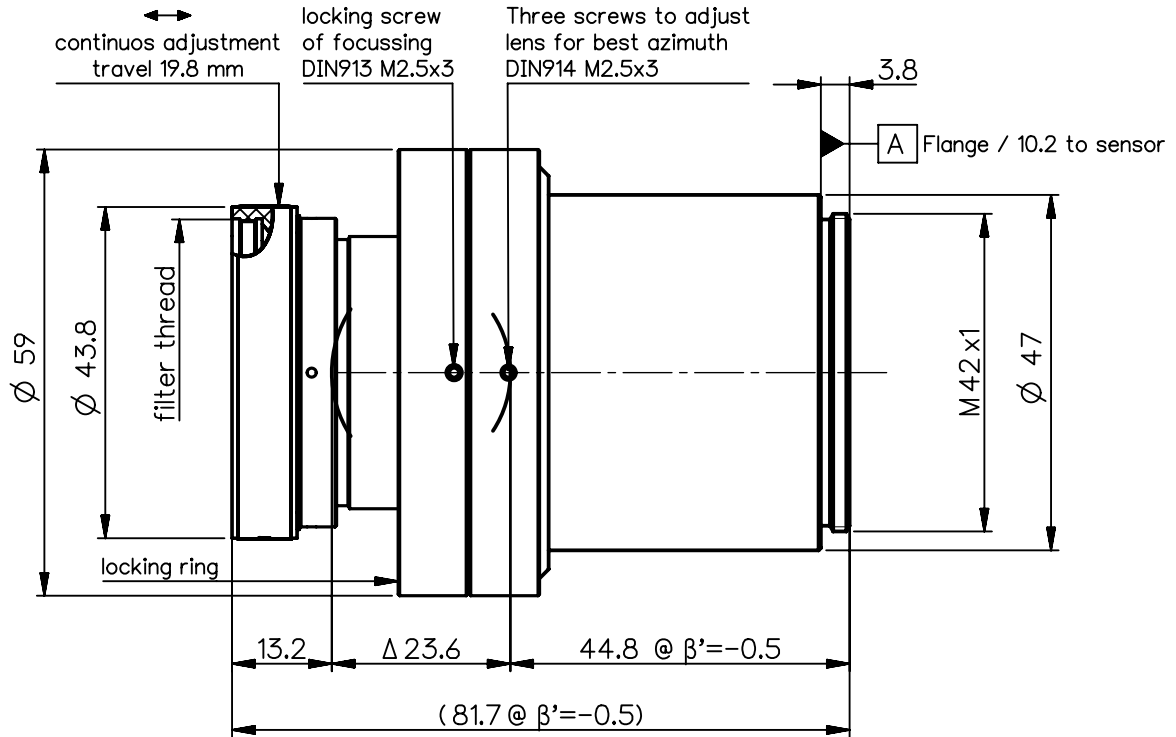


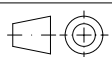
order number	lens name	f-stop
0703-118-000-25	Rodagon M42 4/40	4
0703-118-000-26	Rodagon M42 5.6/40	5.6
0703-118-000-27	Rodagon M42 8/40	8



Specification		ON	7411-9003
image circle max. (mm)	41.2	working distance (mm)	94 - 1027
focal length f' (mm)	40.4	interface	M42x1
magnification β' [range]	-0.1 [-0.5 ... -0.05]	filter thread	M40.5x0.5
spectral range λ (nm)	400 - 750	weight (g)	190
schematic diagram *) in air 		design includes CCD cover glass: no	
		SF (mm)	-26.5
		S'F' (mm) *)	31.2
		HH' (mm) *)	0.5
		SH (mm)	13.9
		S'H' (mm) *)	-9.2
		SEnP (mm)	11.1
		S'Exp (mm) *)	-12.2
		f-stop	4
		\varnothing EnP	10.0
		\varnothing Exp	10.8
			7.2
			7.7
			5.0
			5.4

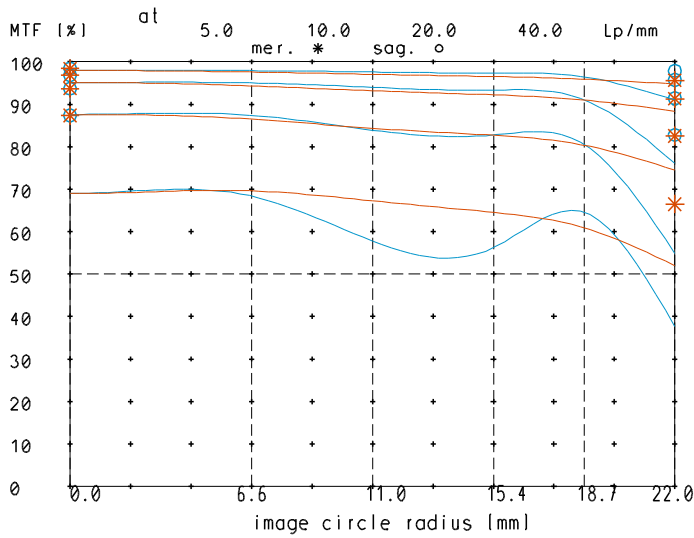
NX PROTECTIVE NOTE "DIN ISO 16016" TO BE OBSERVED	EU-D	AL-T1A	US-D	US-ML	not export controlled
	REV	ECC	DATE	APPROVED	PDM Status
	a	Neuausg	11.03.15	Bo II	Freigabe
	b	17-0697	20.09.17	Loesch	-
GENERAL TOLERANCE OF DIMENSION, FORM, POS.				SCALE	1:1
BASIC TOLERANCING PRINCIPLE				TITLE	
				Rodagon M42 40mm	
FIRST ISSUE				DATE	NAME
				11.03.15	Bo II
CHKD				11.03.15	Stauder
DRAWING NO.				SHEET 1	
0703-118-100-00-0001b				OF 1	
REPLACES					

ALL DIMENSIONS ARE IN MM AND INCLUDE SURFACE TREATMENT

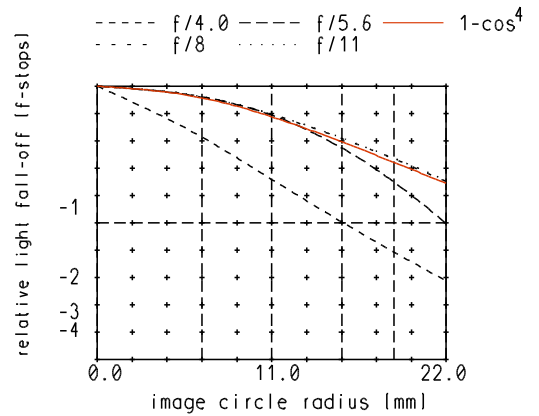


Rodagon-M42_4/40

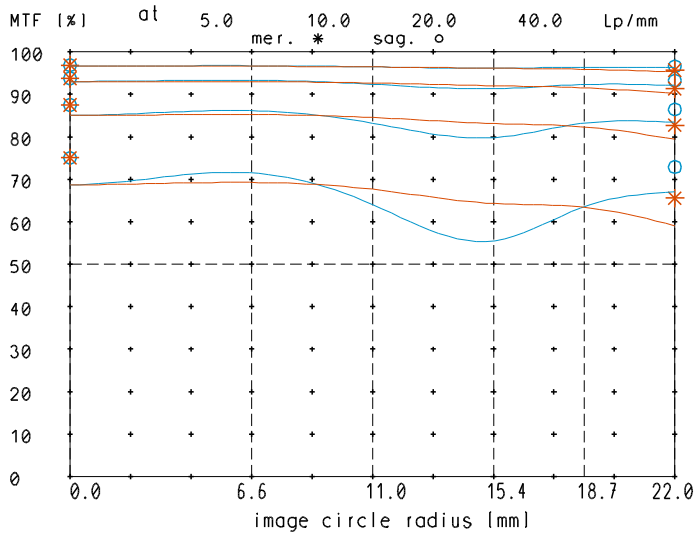
MTF at ratio -0.1x f/ 4.0



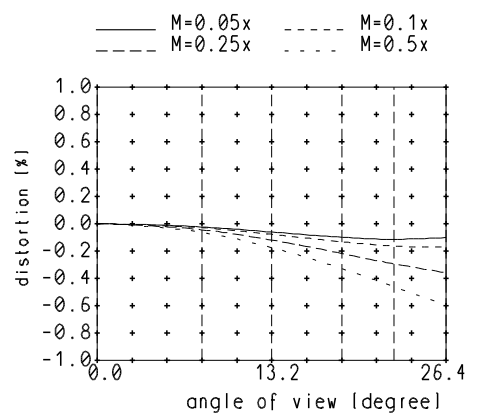
relative light fall-off at ratio -0.1x



MTF at ratio -0.1x f/ 8

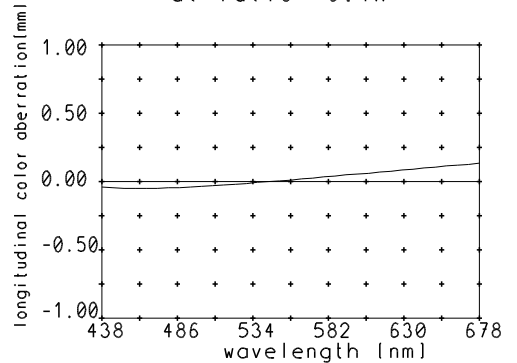


Distortion at ratio 0.05x to 0.5x



— sagittal. o Diffraction limited value
— meridional * Diffraction limited value

Longitudinal color aberration at ratio -0.1x



Named frequencies (line pairs/mm) in modular transfer function (MTF) as well as diagrams of relative light fall-off, distortion and longitudinal color aberration refer to film plane.