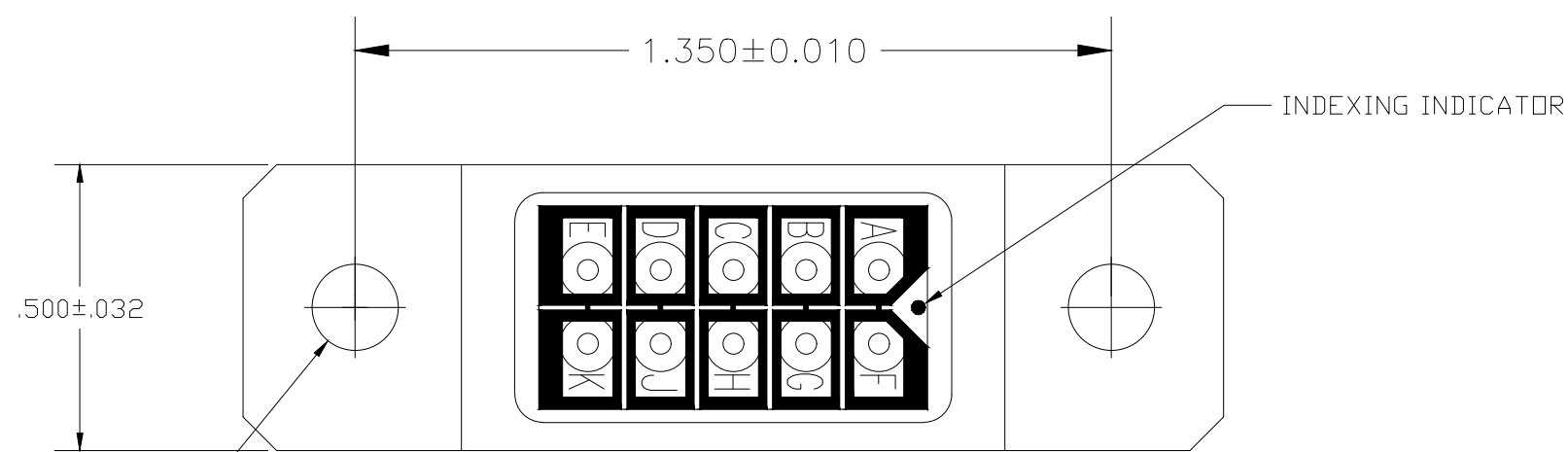
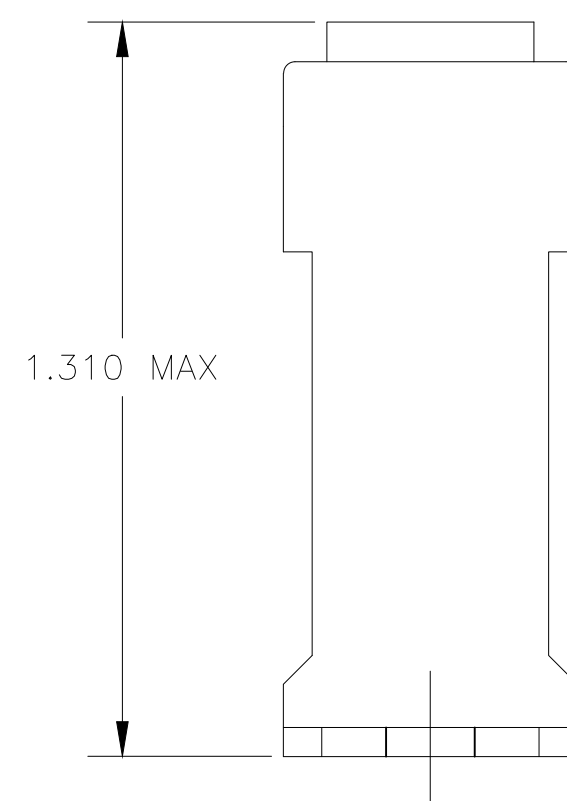
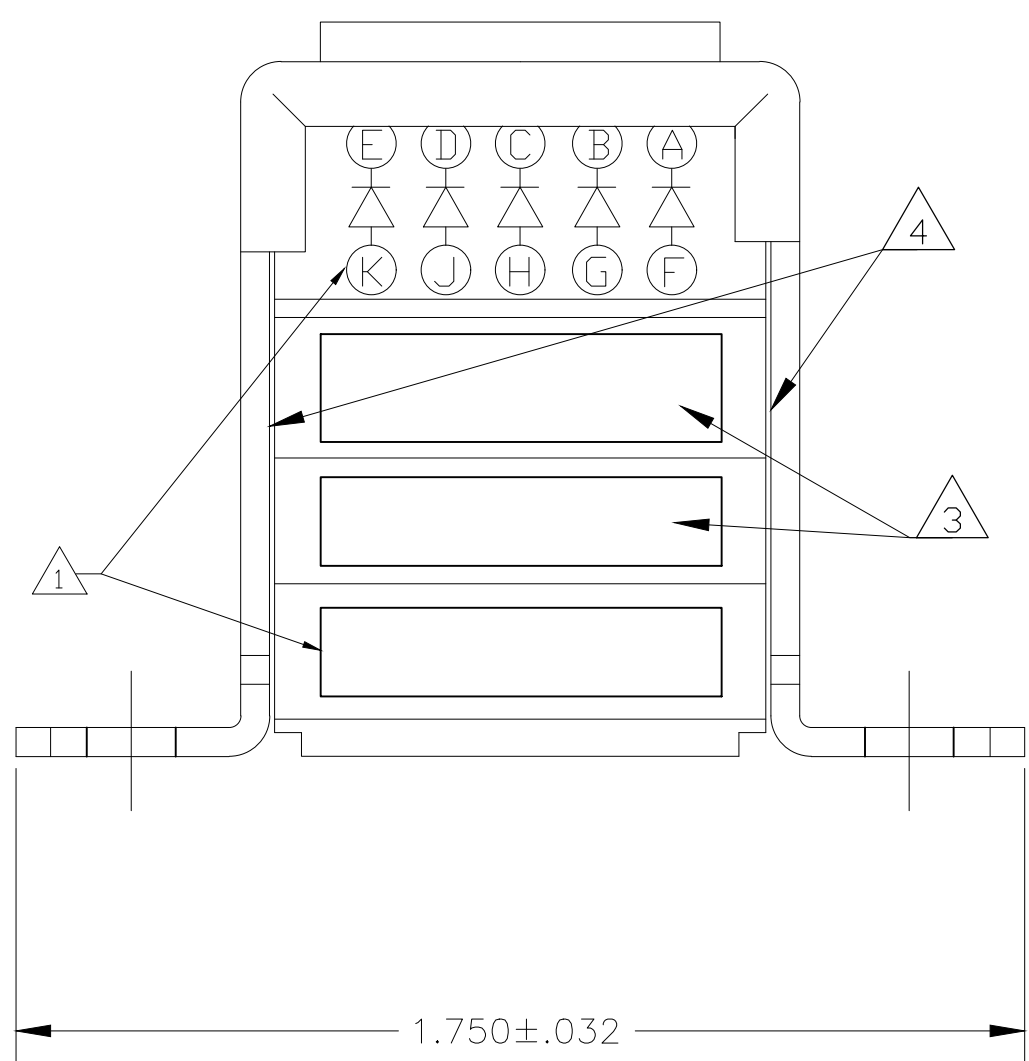


THIS DRAWING IS UNPUBLISHED. RELEASED FOR PUBLICATION
 © COPYRIGHT - By - ALL RIGHTS RESERVED.

REVISIONS					
P	LTR	DESCRIPTION	DATE	DWN	APVD
F		REV PER ECO 20-001680	2-7-20	CT	VR



$\phi .15$
2 PLC



DESCRIPTION	MATERIAL	FINISH
GROMMET	FLUOROSILICONE RUBBER	COLOR: BLUE
MODULE ASSEMBLY	THERMOSET EPOXY	COLOR: BLACK
CONTACT, SOCKET ASSEMBLY	BERYLLIUM COPPER PER ASTM-B194	GOLD PLATE PER MIL-G-45204
CLIP CONTACT RETAINING	BERYLLIUM COPPER PER ASTM-B194 OR SST PER QQ-S-766	NONE
BRACKET	AL-ALLOY 6061-T4 (.050 THK)	NICKEL PLATE PER MIL-C-26074
CONTACTS	COPPER ALLOY PER MIL-C-32029/1	GOLD PLATE PER MIL-G-45204
SEALING PLUGS	F.E.P. PER MIL-P-19468	COLOR: RED

- 1 ASSEMBLIES ARE IDENTIFIED WITH "TE", TE P/N, DATE CODE, AND DIODE SCHEMATIC ON MODULE AT AREA SHOWN.
- 2 CONTACTS, INSERTION/EXTRACTION TOOL AND SEALING PLUGS SUPPLIED WITH MODULE ASSEMBLY.
- 3 MARK ASSEMBLY WITH CUSTOMER PART NO. 12079-20E-012 AT AREA SHOWN.
- 4 METAL MOUNTING BRACKET NOT BONDED TO MODULE ASSEMBLY.
- 5 DIODE MAY BE A COMMERCIAL DIODE THAT HAS BEEN SCREENED TO MEET THE REQUIREMENTS OF JANTX1N5552.
- 6 DIODE MAY BE A COMMERCIAL DIODE THAT HAS BEEN SCREENED TO MEET THE REQUIREMENTS OF JANTX1N5554.

JANTX1N5554	6	2	SIZE 20	591858-3
JANTX1N5552	5		SIZE 20	591858-2
JANTX1N5552	5	2 3	SIZE 20	591858-1
DIODE	REMARKS	DESCRIPTION	PART NO	

THIS DRAWING IS A CONTROLLED DOCUMENT.		DWN B. LATTUCA 09JAN2006																								
DIMENSIONS: INCHES		CHK R. RYAN 08-10-93																								
TOLERANCES UNLESS OTHERWISE SPECIFIED:		APVD R. RYAN 08-10-93	NAME																							
<table border="1"> <tr><td>0 PLC</td><td>±</td><td>-</td></tr> <tr><td>1 PLC</td><td>±</td><td>-</td></tr> <tr><td>2 PLC</td><td>±</td><td>-</td></tr> <tr><td>3 PLC</td><td>±</td><td>-</td></tr> <tr><td>4 PLC</td><td>±</td><td>-</td></tr> <tr><td>ANGLES</td><td>±</td><td>-</td></tr> <tr><td>FINISH</td><td></td><td>-</td></tr> </table>		0 PLC	±	-	1 PLC	±	-	2 PLC	±	-	3 PLC	±	-	4 PLC	±	-	ANGLES	±	-	FINISH		-	PRODUCT SPEC	MODULE, FEED-BACK SIZE 20 ASSEMBLY TJ		
0 PLC	±	-																								
1 PLC	±	-																								
2 PLC	±	-																								
3 PLC	±	-																								
4 PLC	±	-																								
ANGLES	±	-																								
FINISH		-																								
MATERIAL SEE TABLE		APPLICATION SPEC	SIZE	CAGE CODE	DRAWING NO																					
		WEIGHT	A2	00779	C=591858																					
		CUSTOMER DRAWING	SCALE	SHEET	REV																					
			4:1	1 of 1	F																					