

NOTES:

- THIS INSERT IS DESIGNED FOR USE IN RAYCHEM CONNECTOR HOUSINGS MTC100-YH2-007, -008, -009, -010. (SEE RAYCHEM INFORMATION DRAWING D-659-0100 AND HOUSING SPECIFICATION CONTROL DRAWINGS FOR FURTURE DETAILS).
- PART DESCRIBED HEREON IS SUPPLIED AS SHOWN. IF CONTACTS, SEALING PLUGS, AND TOOLS ARE DESIRED, THE FOLLOWING MODIFICATION NUMBER IS TO BE ADDED TO THE PART NUMBER:

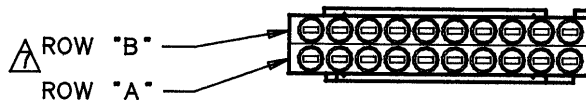
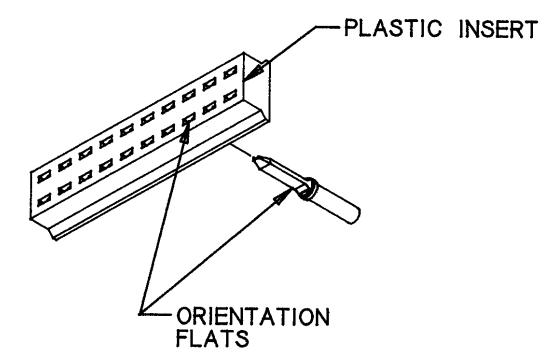
| MOD. NO. | DESCRIPTION |
|----------|---------------------------------------|
| 022 | WITH CONTACTS AND SEALING PLUGS |
| 023 | WITH CONTACTS, SEALING PLUGS AND TOOL |

REFERENCE RAYCHEM INFORMATION DRAWING D-659-0100 FOR CRIMP TOOLS OR ADDITIONAL CONTACTS, SEALING PLUGS OR TOOLS.

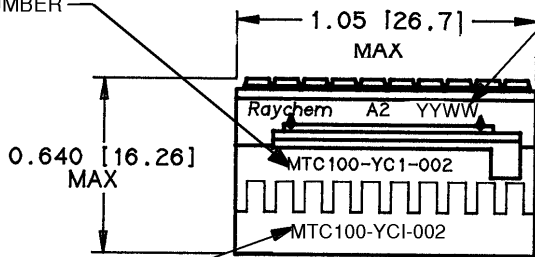
- GROMMET DESIGNED TO SEAL ON WIRES HAVING AN INSULATION DIAMETER OF 0.030 TO 0.065.
- PERFORMANCE:
THIS PRODUCT IS DESIGNED TO MEET THE APPLICABLE REQUIREMENTS OF RAYCHEM SPECIFICATION D-6014.
- MATERIALS:
A) PLASTIC INSERT
HIGH GRADE POLYARYLENE THERMOPLASTIC
B) GROMMET
FLUOROSILICONE PER MIL-R-25988
C) INTERFACIAL SEAL (2)
FLUOROSILICONE PER MIL-R-25988
D) RETENTION CLIPS (20)
BERYLLIUM COPPER 172 PER QQ-C-533 OR
(INSIDE PLASTIC INSERT)
301 STAINLESS STEEL PER TEC-100-309 SPECIAL TEMPER
- CONFIGURATION CONTROL PER ES 71001 APPLIES.

△ ROWS "A" AND "B" ARE AN INTEGRAL PART OF THE INSERT. ROWS "A" AND "B" ARE IDENTIFIED ON THE SIDE OF THE INSERT AS "A2" AND "B2". "B" SIDE MARKING OPTIONAL.

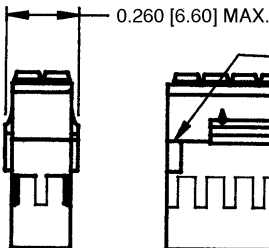
| REVISIONS | | | |
|-----------|---------------------------|------------|--------------|
| LTR | DESCRIPTION | DATE | APPROVED |
| D | REVISED PER ECN #T-013349 | 29 Dec 20 | J.B. |
| E | REVISE PER DCR# T-29696 | 10/10/2001 | M.HIGGY |
| F | REVISED PER ECN-22-142121 | 04/04/2022 | J.MONTEMAYOR |



PREFERRED PART NUMBER FIELD



DATE CODE



"B" SIDE MARKING OPTIONAL

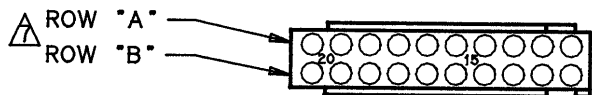
HOUSING ORIENTATION KEY OR KEYWAY

INTERFACE SEAL

PLASTIC INSERT

GROMMET

OPTIONAL PART NUMBER FIELD



SPECIFICATION CONTROL DRAWING

| | | | | |
|--|--------------------------|-----------|---------------------------|--|
| UNLESS OTHERWISE SPECIFIED DIMENSIONS ARE IN INCHES. METRIC DIMENSIONS ARE IN BRACKETS. DECIMALS .XXX ± [mm] .XX ± [mm] ANGLES .X ± | DRAWN | HAWKINGS | 10-24-86 | TYCO/ELECTRONICS/RAYCHEM WIRE AND HARNESSING PRODUCTS 307 CONSTITUTION DRIVE MENLO PARK, CALIFORNIA 94025 |
| | CHECKED | J.B. | | |
| | APPROVED | J.BLAIR | 1-30-86 | |
| | APPROVED | J.CAMERON | 1-30-86 | |
| WEIGHT | 0.0049 lbs [2.223 g] MAX | | CAD NAME | T29696.TIF |
| THIRD ANGLE PROJECTION | | | SIZE | C |
| | | | CODE IDENT. NO. | 06090 |
| | | | DWG. NO. | MTC100-YC1-002 |
| | | | REV | F |
| | | | DO NOT SCALE THIS DRAWING | |
| | | | SHEET 1 OF 1 | |

If this document is printed it becomes uncontrolled.
Check with the web for latest revision.

DRAWING NO. MTC100-YC1-002