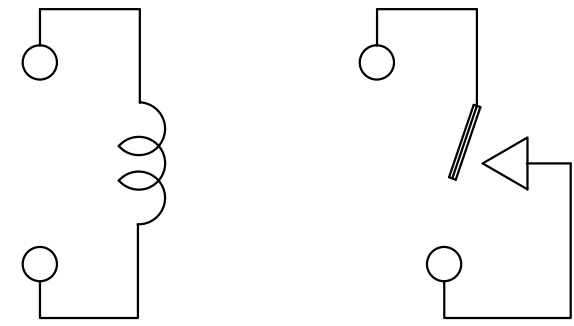

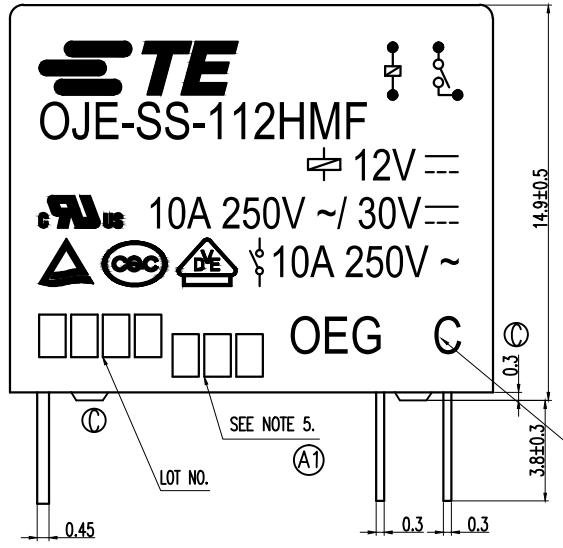



THIS DRAWING IS UNPUBLISHED. RELEASED FOR PUBLICATION
 © COPYRIGHT By - ALL RIGHTS RESERVED.

LOC		DIST		REVISIONS			
P	LTR	DESCRIPTION		DATE	D/WN	APVD	
HB	-	C		REMOVED THE RIB ON THE BASE TO CASE ECO-15-011310	3Nov2015	HYS	CHL



CONNECTION FIGURE

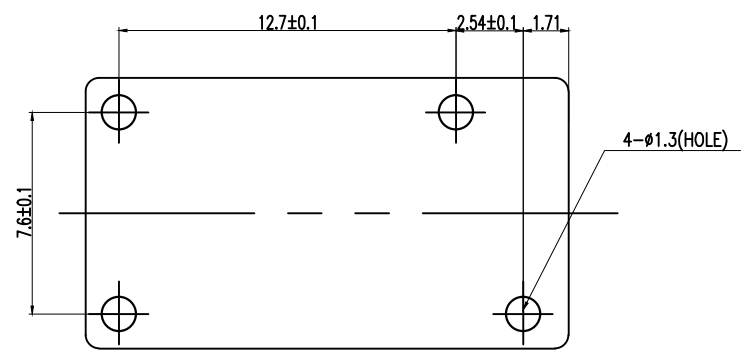
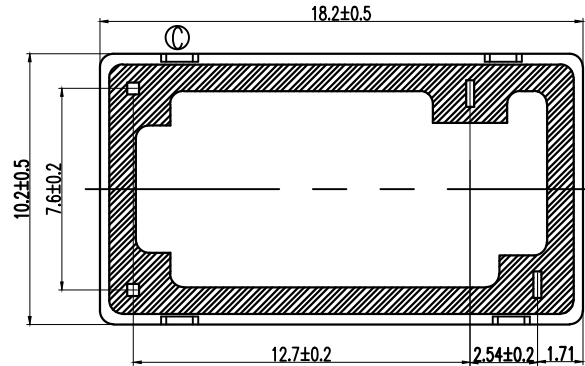


FIGURE FOR PRINTED CIRCUIT BOARD PROCESSING (BOTTOM VIEW)

Diagram dimension	Tolerance
0.99mm max.	±0.1mm
1 - 2.99mm	±0.2mm
3mm min.	±0.3mm



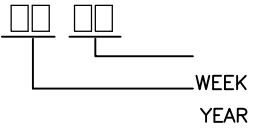
THIS DRAWING IS A CONTROLLED DOCUMENT.		DWN Huang Yunshou	TE Connectivity			
DIMENSIONS: mm		CHK Yu Banghua				
TOLERANCES UNLESS OTHERWISE SPECIFIED:		APVD Zhang Sunny	NAME -			
0 PLC ± - 1 PLC ± - 2 PLC ± - 3 PLC ± - 4 PLC ± - ANGLES ± -		PRODUCT SPEC -	OJ-HMF CUSTOMER DRAWING			
MATERIAL		APPLICATION SPEC -	SIZE A3	CAGE CODE 00779	DRAWING NO C=1461078	RESTRICTED TO -
FINISH		WEIGHT -	CUSTOMER DRAWING		SCALE 5:1	SHEET 1 OF 2
				REV C		

THIS DRAWING IS UNPUBLISHED. RELEASED FOR PUBLICATION
 © COPYRIGHT - By - ALL RIGHTS RESERVED.

LOC	DIST	REVISIONS			
P	LTR	DESCRIPTION	DATE	DWN	APVD
-	-	SEE SHEET 1	-	-	-

107-79010	1461078-5	OJE-SS-112HMF	α
PACKAGE SPEC.	TE PART NO	TE TYPE NAME	ITEM

NOTE:
 1.LOT NO.SYSTEM AS FOLLOWING:



- Ⓐ 2.TERMINAL DIMENSION IS BEFORE SOLDER DIP.
- Ⓐ 3.FOR THE TIN-PLATING OF THE PINS:
+0.1mm FOR WIDTH,THICKNESS AND DIAMETER.
+0.5mm FOR LENGTH.
- Ⓐ 4.MARKING FROM INK TO LASER
Ⓑ AND USING WELDED CONTACT

- Ⓐ 6.ADD LOT NO. SYSTEM AS FOLLOWING;

I	II	III
---	----	-----

 I, DIGITS FOR DAY OF THE WEEK
 1...MONDAY IN THIS WEEK;
 2...TUESDAY IN THIS WEEK;

 7...SUNDAY IN THIS WEEK
 II, DIGITS FOR SHIFT OF THE DAY
 1...DAY SHIFT IN THIS DAY;
 2...NIGHT SHIFT IN THIS DAY;
 III, ONE CHARACTER DISTINGUISH THE LINE IDENTITY, SUCH AS:
 A,B,....Z

INCOMBUSTIBILITY	TREATMENT	MATERIAL	DESCRIPTION	ITEM
		EPOXY RESIN	SEAL (BASE & BOBBIN)	15
		MW79	MAGNETIC WIRE	14
94V-0		P.B.T	CASE	13
94V-0		P.B.T	BASE	12
94VHB		NYRON	BOBBIN	11
	SOLDER DIP	C.P WIRE	COIL TERMINAL	10
94V-0		P.P.S	CARD	9
		Ag ALLOY	MOVABLE CONTACT	8
		Ag	NO.CONTACT	7
		STEEL	HINGE SPRING	6
	SOLDER DIP	CU ALLOY	NO.TERMINAL	5
	SOLDER DIP	CU ALLOY	MOVABLE SPRING	4
	NIP	STEEL	CORE	3
	NIP	STEEL	ARMATURE	2
	NIP	STEEL	YOKE	1

THIS DRAWING IS A CONTROLLED DOCUMENT.		DWN Huang.Yunshou	TE Connectivity			
DIMENSIONS: mm		CHK Yu.Banghua				
TOLERANCES UNLESS OTHERWISE SPECIFIED:		APVD Zhang Sunny	NAME -			
		PRODUCT SPEC -	OJ-HMF CUSTOMER DRAWING			
MATERIAL		APPLICATION SPEC -	SIZE A3	CAGE CODE 00779	DRAWING NO C=1461078	RESTRICTED TO -
FINISH		WEIGHT -	CUSTOMER DRAWING		SCALE 5:1	SHEET 2 OF 2
					REV C	