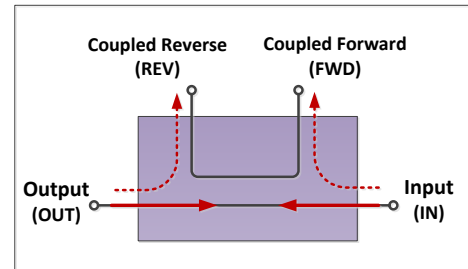


RoHS Compliant

Electrical schematic

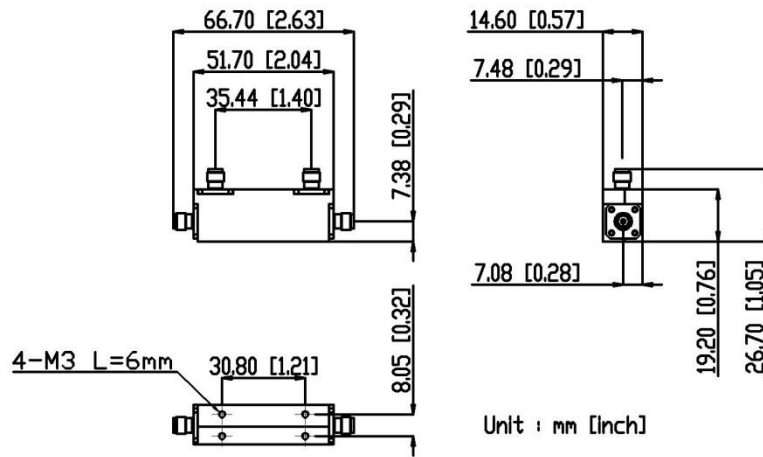


Electrical Specifications

Parameter	Unit	Frequency (GHz)	Min.	Typ.	Max.
Nominal Coupling (Forward Direction)	dB	2 – 18	19.3	20	20.7
Coupling Flatness (Forward Direction)	dB	2 – 18		±0.4	±0.6
Directivity (Forward Direction)	dB	2 – 4	25	32	
		4 – 8	20	23	
		8 – 18	17	23	
Main Line VSWR	:1	2 – 8		1.10	1.20
		8 – 18			1.30
Coupled Line VSWR	:1	2 – 8		1.15	1.25
		8 – 18		1.20	1.35
Insertion Loss	dB	2 – 18		0.5	0.8
Nominal Coupling (Reverse Direction)	dB	2 – 18	19.7	20.3	20.9
Coupling Flatness (Reverse Direction)	dB	2 – 18		±0.4	±0.8
Directivity (Reverse Direction)	dB	2 – 4	25	33	
		4 – 8	19	23	
		8 – 18	14	21	
Average Power Handling	W	2 – 18			20

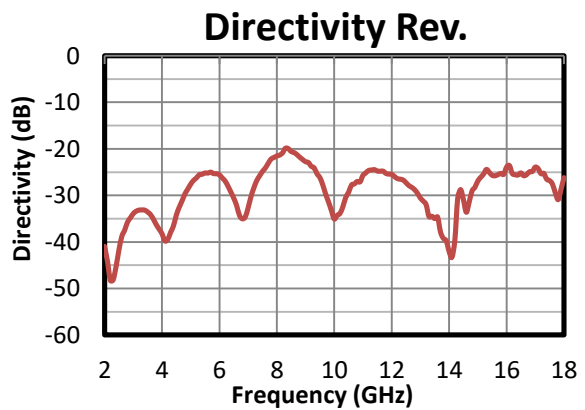
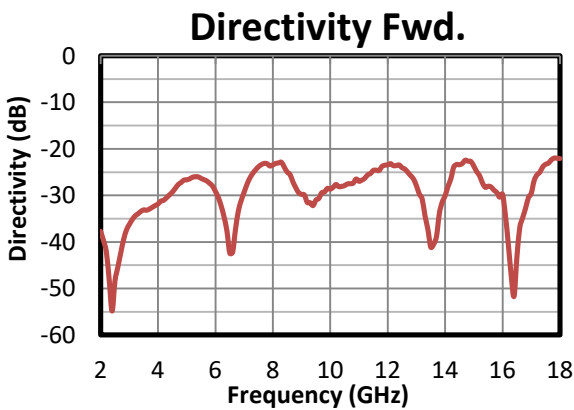
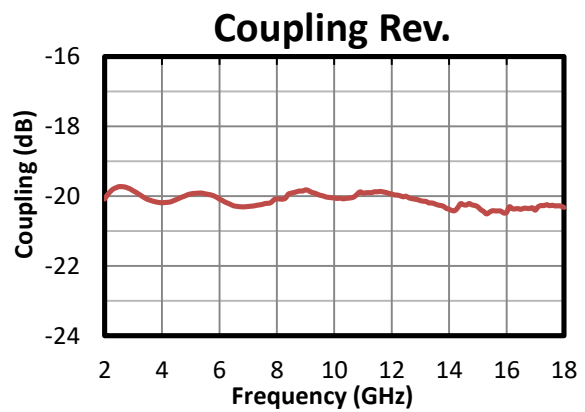
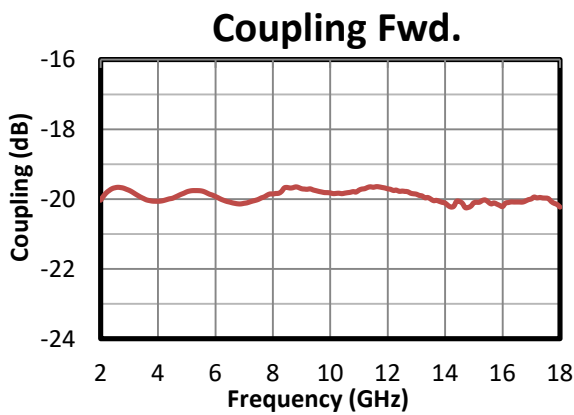
Operated in 50Ω system, 25°C environment.

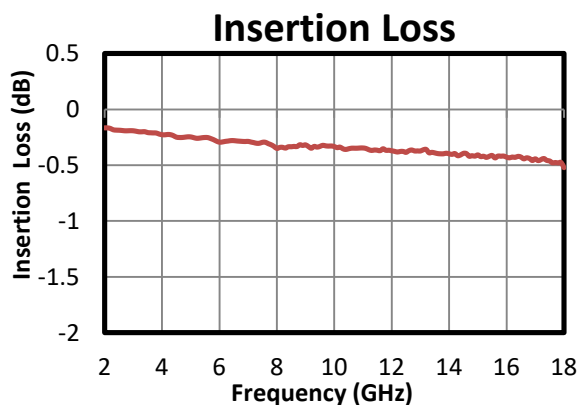
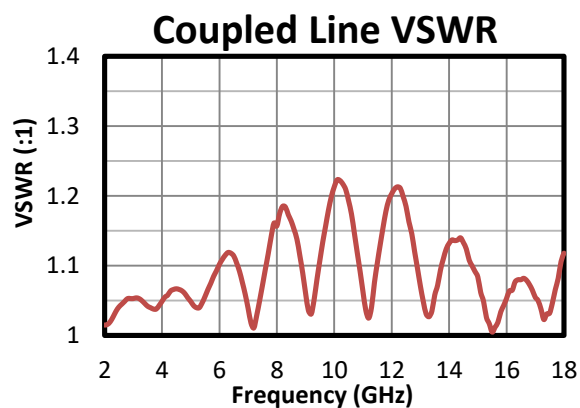
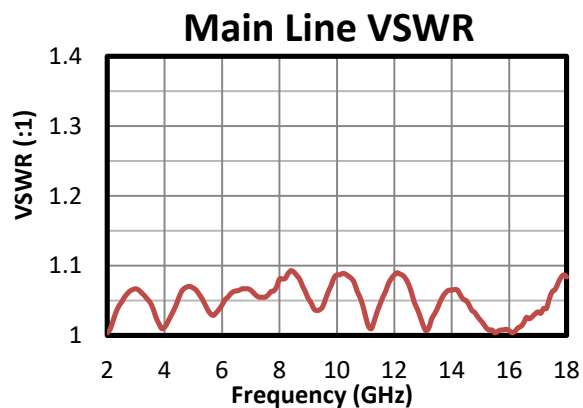
Outline Drawing



Connectors: SMA Female

Typical Performance





Typical performance S-parameter file: <https://www.amtery.com/en/goods-34>

For each S/N S-parameter file, go to <https://www.amtery.com/en/downloads>

Note: Specifications are subject to change without notice.