

MATERIAL

High-resilience polyamide based (PA) technopolymer, black colour, matte finish.

ROTATING PIN

Black-oxide steel.

STANDARD EXECUTION

Pass-through holes for countersunk head screws.

ADJUSTABLE HANDLE FOR CLAMPING

Glass-fibre reinforced polyamide based (PA) technopolymer, black colour, matte finish.

Red writing "PUSH" tamppointed on the lever body (avoid contact with solvents, alcohol or detergents containing alcohol).

Black-oxide steel retaining screw, AISI 302 stainless steel return spring. Boss with threaded blind hole in black-oxide steel (CFA.49 and CFA.65) or brass (CFA.97).

ROTATION ANGLE (APPROXIMATE VALUE)

Max 215° (-35° and +180° being 0° the condition where the two interconnected surfaces are on the same plane).

Do not exceed the rotation angle limit so as not to prejudice the hinge mechanical performance.

FEATURES AND APPLICATIONS

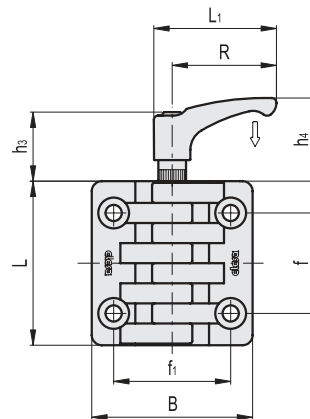
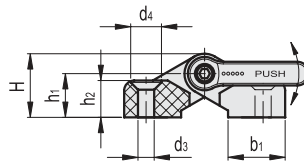
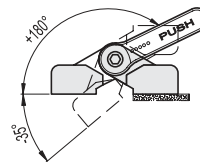
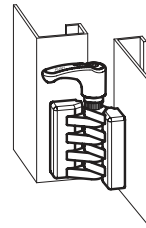
CFA-ERS hinge with friction brake allows to adjust the door open and close desired positions, and also the door clamping in any position within the rotation angle of 215°.

INSTRUCTIONS OF USE

The friction effect is obtained by clamping the two hinged bodies using the special adjustable handle. To operate the adjusting mechanism, push down the lever (PUSH). By releasing the lever, the spring releases the toothing, thus the handle can return to its starting position and the lever can rotate freely together with the door without obstructing the movement, even in case of accidental shock. The high number of teeth within the adjustable handle guarantees rotation even in case of very limited movement of the lever arm.

To choose the convenient type and the right number of hinges for your application, see the Guidelines (see page 1448).

For strength data, see the correspondent products of the series CFA. (see page 1456).



Conversion Table	
1 mm = 0.039 inch	
L	
mm	inch
49.5	1.95
65	2.56
96.5	3.80

Code	Description	L	B	L1	f±0.25	f1±0.25	H	h1	h2	h3	h4	b1	R	d3	d4	⚖
422134	CFA.49-ERS-SH-5	49.5	48	52	30.5	31	19	13	11	29	36	17	44	5.5	10	40
422234	CFA.65-ERS-SH-6	65	64	52	40	40	23	15	13.5	29	36	24	44	6.5	11.5	75
422334	CFA.97-ERS-SH-10	96.5	97.5	73.5	59.5	62.5	35	23	20.5	37	48	35	63	10.5	20	240

- 1
- 2
- 3
- 4
- 5
- 6
- 7
- 8
- 9
- 10
- 11
- 12
- 13
- 14
- 15
- 16
- 17
- 18