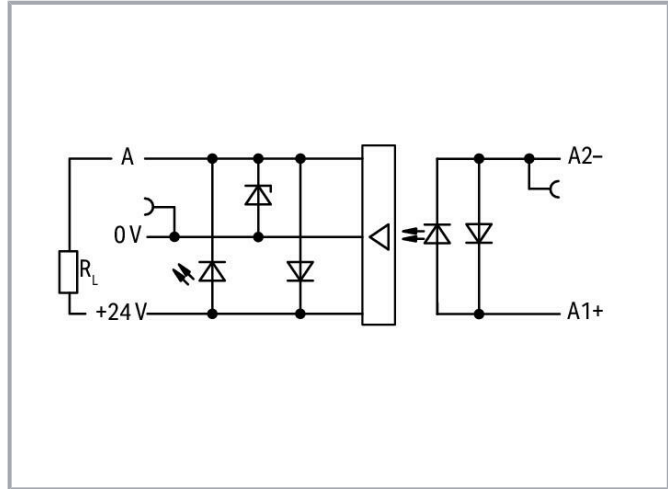


**Data sheet | Item number: 859-702**

Optocoupler module; Nominal input voltage: 5 VDC; Output voltage range: 0 ... 24 VDC; Limiting continuous current: 0.5 A; Frequency: 10 kHz; Module width: 6 mm; gray

[www.wago.com/859-702](http://www.wago.com/859-702)

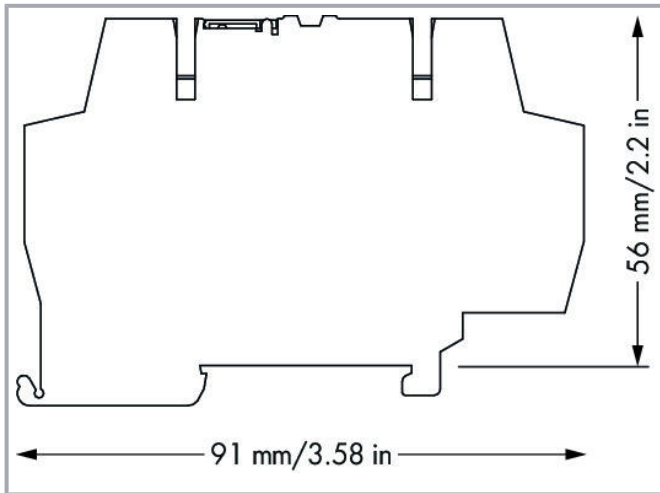


Color: —

Subject to changes. Please also observe the further product documentation!

WAGO Kontakttechnik GmbH & Co. KG  
Hansastr. 27  
32423 Minden  
Phone: +49571 887-0 | Fax: +49571 887-169  
Email: [info.de@wago.com](mailto:info.de@wago.com) | Web: [www.wago.com](http://www.wago.com)

Do you have any questions about our products?  
We are always happy to take your call at +49 (571) 887-44222.



## Data

### Notes

#### Note

Optocouplers and solid state relays are designed for use in signal processing networks, which are not supplied by the low-voltage power supply networks.

## Technical data

Circuit type	3-wire connection Low-side switching
Limiting continuous current	0.5 A
Nominal output voltage	DC 24 V
Output voltage range	DC 20 ... 30 V
Voltage drop at output (max.)	≤ DC 1.2 V
Leakage current at rated voltage	≤ 10 μA
Output closed-circuit current (without load) (max.)	11 mA
Turn-on time	≤ 7 μs
Turn-off time	≤ 15 μs
Switching frequency	≤ 10 kHz
Nominal input voltage $U_N$	DC 5 V
Input voltage range (low level)	DC 0 ... 1 V
Input voltage range (high level)	DC 4 ... 6.25 V
Nominal input current at $U_N$	9.6 mA

Subject to changes. Please also observe the further product documentation!



Rated voltage	300 V
Overvoltage category	II
Pollution degree	2
Dielectric strength, control/load circuit (AC, 1 min)	2.5 kVrms
Insulation type (control/load circuit)	Basic insulation
Insulation type (adjacent devices)	Reinforced insulation (safe isolation)
Status indicator	Red LED

### Connection data

Connection technology	CAGE CLAMP®
Solid conductor	0.08 ... 2.5 mm <sup>2</sup> / 28 ... 14 AWG
Fine-stranded conductor	0.08 ... 2.5 mm <sup>2</sup> / 28 ... 14 AWG
Strip length	5 ... 6 mm / 0.2 ... 0.24 inch

### Physical data

Width	6 mm / 0.236 inch
Height	91 mm / 3.583 inch
Depth from upper edge of DIN-rail	56 mm / 2.205 inch

### Mechanical data

Mounting type	DIN-35 rail
---------------	-------------

### Material data

Color	gray
Fire load	0.313 MJ
Weight	18.3 g

### Environmental requirements

Surrounding air temperature (operation at $U_N$ )	-25 ... 55 °C
Surrounding air temperature (storage)	-40 ... 70 °C
Processing temperature	-25 ... +50 °C
Relative humidity	5 ... 95 % (no condensation permissible)
Operating altitude (max.)	2000 m

Subject to changes. Please also observe the further product documentation!

## Standards and specifications



Standards/Specifications	EN 61010-2-201 EN 61000-6-2 EN 61000-6-3 EN 61373 UL 508
--------------------------	--

## Commercial data


Product Group	6 (Interface Electronics)
PU (SPU)	1 Stück
Packaging type	box
Country of origin	DE
GTIN	4055143604673
Customs tariff number	85365005000

## Approvals / Certificates

### Ex-Approvals

Logo	Approval	Additional Approval Text	Certificate name
 Ex nA IICT4 Gc	CCCEX CQST/CNEx	CNCA-C23-01	2021312304000982
	UL Underwriters Laboratories Inc. (HAZARDOUS LOCATIONS)	ANSI/ISA 12.12.01	E198726

### UL-Approvals

Logo	Approval	Additional Approval Text	Certificate name
	UL UL International Netherlands B.V. (ORDINARY LOCATIONS)	UL 508	E175199 Sec.4

## Optional accessories

### Testing and measuring

Testing accessories

Subject to changes. Please also observe the further product documentation!



**Item no.: 859-500**  
Test pin; 1 mm Ø; with solder connection for test wire

[www.wago.com/859-500](http://www.wago.com/859-500)

**Jumpers**

Jumper



**Item no.: 859-408**  
Jumper; for jumper slot; 8-way; insulated; light gray

[www.wago.com/859-408](http://www.wago.com/859-408)



**Item no.: 859-404/000-005**  
Jumper; for jumper slot; 4-way; insulated; red

[www.wago.com/859-404/000-005](http://www.wago.com/859-404/000-005)



**Item no.: 859-404/000-006**  
Jumper; for jumper slot; 4-way; insulated; blue

[www.wago.com/859-404/000-006](http://www.wago.com/859-404/000-006)



**Item no.: 859-405/000-005**  
Jumper; for jumper slot; 5-way; insulated; red

[www.wago.com/859-405/000-005](http://www.wago.com/859-405/000-005)



**Item no.: 859-405/000-029**  
Jumper; for jumper slot; 5-way; insulated; yellow

[www.wago.com/859-405/000-029](http://www.wago.com/859-405/000-029)



**Item no.: 859-405**  
Jumper; for jumper slot; 5-way; insulated; light gray

[www.wago.com/859-405](http://www.wago.com/859-405)



**Item no.: 859-404/000-029**  
Jumper; for jumper slot; 4-way; insulated; yellow

[www.wago.com/859-404/000-029](http://www.wago.com/859-404/000-029)



**Item no.: 859-406**  
Jumper; for jumper slot; 6-way; insulated; light gray

[www.wago.com/859-406](http://www.wago.com/859-406)



**Item no.: 859-405/000-006**  
Jumper; for jumper slot; 5-way; insulated; blue

[www.wago.com/859-405/000-006](http://www.wago.com/859-405/000-006)




**Item no.: 859-406/000-005**  
Jumper; for jumper slot; 6-way; insulated; red

[www.wago.com/859-406/000-005](http://www.wago.com/859-406/000-005)



**Item no.: 859-409/000-029**  
Jumper; for jumper slot; 9-way; insulated; yellow















[www.wago.com/859-409/000-029](http://www.wago.com/859-409/000-029)













**Item no.: 859-410/000-005**  
Jumper; for jumper slot; 10-way; insulated; red

[www.wago.com/859-410/000-005](http://www.wago.com/859-410/000-005)




Subject to changes. Please also observe the further product documentation!

	<b>Item no.: 859-410/000-029</b> Jumper; for jumper slot; 10-way; insulated; yellow	<a href="http://www.wago.com/859-410/000-029">www.wago.com/859-410/000-029</a>
	<b>Item no.: 859-410</b> Jumper; for jumper slot; 10-way; insulated; light gray	<a href="http://www.wago.com/859-410">www.wago.com/859-410</a>
	<b>Item no.: 859-410/000-006</b> Jumper; for jumper slot; 10-way; insulated; blue	<a href="http://www.wago.com/859-410/000-006">www.wago.com/859-410/000-006</a>
	<b>Item no.: 859-403/000-005</b> Jumper; for jumper slot; 3-way; insulated; red	<a href="http://www.wago.com/859-403/000-005">www.wago.com/859-403/000-005</a>
	<b>Item no.: 859-402/000-029</b> Jumper; for jumper slot; 2-way; insulated; yellow	<a href="http://www.wago.com/859-402/000-029">www.wago.com/859-402/000-029</a>
	<b>Item no.: 859-403/000-029</b> Jumper; for jumper slot; 3-way; insulated; yellow	<a href="http://www.wago.com/859-403/000-029">www.wago.com/859-403/000-029</a>
	<b>Item no.: 859-403/000-006</b> Jumper; for jumper slot; 3-way; insulated; blue	<a href="http://www.wago.com/859-403/000-006">www.wago.com/859-403/000-006</a>
	<b>Item no.: 859-408/000-005</b> Jumper; for jumper slot; 8-way; insulated; red	<a href="http://www.wago.com/859-408/000-005">www.wago.com/859-408/000-005</a>
	<b>Item no.: 859-408/000-029</b> Jumper; for jumper slot; 8-way; insulated; yellow	<a href="http://www.wago.com/859-408/000-029">www.wago.com/859-408/000-029</a>
	<b>Item no.: 859-409</b> Jumper; for jumper slot; 9-way; insulated; light gray	<a href="http://www.wago.com/859-409">www.wago.com/859-409</a>
	<b>Item no.: 859-408/000-006</b> Jumper; for jumper slot; 8-way; insulated; blue	<a href="http://www.wago.com/859-408/000-006">www.wago.com/859-408/000-006</a>
	<b>Item no.: 859-403</b> Jumper; for jumper slot; 3-way; insulated; light gray	<a href="http://www.wago.com/859-403">www.wago.com/859-403</a>
	<b>Item no.: 859-409/000-005</b> Jumper; for jumper slot; 9-way; insulated; red	<a href="http://www.wago.com/859-409/000-005">www.wago.com/859-409/000-005</a>
	<b>Item no.: 859-404</b> Jumper; for jumper slot; 4-way; insulated; light gray	<a href="http://www.wago.com/859-404">www.wago.com/859-404</a>











Subject to changes. Please also observe the further product documentation!

	<b>Item no.: 859-409/000-006</b> Jumper; for jumper slot; 9-way; insulated; blue	<a href="http://www.wago.com/859-409/000-006">www.wago.com/859-409/000-006</a>
	<b>Item no.: 859-402/000-006</b> Jumper; for jumper slot; 2-way; insulated; blue	<a href="http://www.wago.com/859-402/000-006">www.wago.com/859-402/000-006</a>
	<b>Item no.: 859-402</b> Jumper; for jumper slot; 2-way; insulated; light gray	<a href="http://www.wago.com/859-402">www.wago.com/859-402</a>
	<b>Item no.: 859-402/000-005</b> Jumper; for jumper slot; 2-way; insulated; red	<a href="http://www.wago.com/859-402/000-005">www.wago.com/859-402/000-005</a>
	<b>Item no.: 859-406/000-006</b> Jumper; for jumper slot; 6-way; insulated; blue	<a href="http://www.wago.com/859-406/000-006">www.wago.com/859-406/000-006</a>
	<b>Item no.: 859-406/000-029</b> Jumper; for jumper slot; 6-way; insulated; signal yellow	<a href="http://www.wago.com/859-406/000-029">www.wago.com/859-406/000-029</a>
	<b>Item no.: 859-407/000-006</b> Jumper; for jumper slot; 7-way; insulated; blue	<a href="http://www.wago.com/859-407/000-006">www.wago.com/859-407/000-006</a>
	<b>Item no.: 859-407/000-005</b> Jumper; for jumper slot; 7-way; insulated; red	<a href="http://www.wago.com/859-407/000-005">www.wago.com/859-407/000-005</a>
	<b>Item no.: 859-407/000-029</b> Jumper; for jumper slot; 7-way; insulated; yellow	<a href="http://www.wago.com/859-407/000-029">www.wago.com/859-407/000-029</a>
	<b>Item no.: 859-407</b> Jumper; for jumper slot; 7-way; insulated; light gray	<a href="http://www.wago.com/859-407">www.wago.com/859-407</a>

**Ferrule**

	<b>Item no.: 216-223</b> Ferrule; Sleeve for 1 mm <sup>2</sup> / AWG 18; insulated; electro-tin plated; red	<a href="http://www.wago.com/216-223">www.wago.com/216-223</a>
	<b>Item no.: 216-222</b> Ferrule; Sleeve for 0.75 mm <sup>2</sup> / 18 AWG; insulated; electro-tin plated; gray	<a href="http://www.wago.com/216-222">www.wago.com/216-222</a>
	<b>Item no.: 216-221</b> Ferrule; Sleeve for 0.5 mm <sup>2</sup> / 20 AWG; insulated; electro-tin plated; white	<a href="http://www.wago.com/216-221">www.wago.com/216-221</a>
	<b>Item no.: 216-224</b> Ferrule; Sleeve for 1.5 mm <sup>2</sup> / AWG 16; insulated; electro-tin plated; black	<a href="http://www.wago.com/216-224">www.wago.com/216-224</a>
	<b>Item no.: 216-321</b> Ferrule; Sleeve for 0.25 mm <sup>2</sup> / AWG 24; insulated; electro-tin plated; yellow	<a href="http://www.wago.com/216-321">www.wago.com/216-321</a>

Subject to changes. Please also observe the further product documentation!

	<b>Item no.: 216-322</b> Ferrule; Sleeve for 0.34 mm <sup>2</sup> / 22 AWG; insulated; electro-tin plated; green	<a href="http://www.wago.com/216-322">www.wago.com/216-322</a>
<b>Marking accessories</b>		
Marking device		
	<b>Item no.: 210-110</b> Fiber-tip pen	<a href="http://www.wago.com/210-110">www.wago.com/210-110</a>
Marker		
	<b>Item no.: 2009-145</b> Mini-WSB Inline; for Smart Printer; 1700 pieces on roll; stretchable 5 - 5.2 mm; plain; snap-on type; white	<a href="http://www.wago.com/2009-145">www.wago.com/2009-145</a>
	<b>Item no.: 248-501</b> Mini-WSB marking card; as card; not stretchable; plain; snap-on type; white	<a href="http://www.wago.com/248-501">www.wago.com/248-501</a>
	<b>Item no.: 248-504</b> Mini-WSB marking card; as card; MARKED; 21 ... 30 (10x); not stretchable; Horizontal marking; snap-on type; white	<a href="http://www.wago.com/248-504">www.wago.com/248-504</a>
	<b>Item no.: 248-503</b> Mini-WSB marking card; as card; MARKED; 11 ... 20 (10x); not stretchable; Horizontal marking; snap-on type; white	<a href="http://www.wago.com/248-503">www.wago.com/248-503</a>
	<b>Item no.: 248-506</b> Mini-WSB marking card; as card; MARKED; 41 ... 50 (10x); not stretchable; Horizontal marking; snap-on type; white	<a href="http://www.wago.com/248-506">www.wago.com/248-506</a>
	<b>Item no.: 248-502</b> Mini-WSB marking card; as card; MARKED; 1 ... 10 (10x); not stretchable; Horizontal marking; snap-on type; white	<a href="http://www.wago.com/248-502">www.wago.com/248-502</a>
<b>End plate</b>		
End plate		
	<b>Item no.: 859-525</b> End and intermediate plate; 1 mm thick; gray	<a href="http://www.wago.com/859-525">www.wago.com/859-525</a>
<b>Tool</b>		
Operating tool		
	<b>Item no.: 210-720</b> Operating tool; Blade: 3.5 x 0.5 mm; with a partially insulated shaft; multicoloured	<a href="http://www.wago.com/210-720">www.wago.com/210-720</a>

## Downloads

### Documentation

#### Bid Text

859-702	Feb 20, 2019	docx	Download
docx - Datei		15.6 kB	

859-702

Subject to changes. Please also observe the further product documentation!





---

X81 - Datei	Feb 19, 2019	xml 3.9 kB	Download
-------------	--------------	---------------	----------

---

#### Instruction Leaflet

Relay modules, Optocoupler modules	V 1.2.0 Aug 30, 2019	pdf 2.2 MB	Download
------------------------------------	-------------------------	---------------	----------

---

#### Additional Information

Disposal; Electrical and electronic equipment, Packaging	V 1.0.0	pdf 265.8 kB	Download
--	---------	-----------------	----------

---

#### CAD/CAE-Data

##### CAD data

2D/3D Models 859-702		URL	Download
----------------------	--	-----	----------

---

##### CAE data

EPLAN Data Portal 859-702		URL	Download
---------------------------	--	-----	----------

---

WSCAD Universe 859-702		URL	Download
------------------------	--	-----	----------

---

ZUKEN Portal 859-702		URL	Download
----------------------	--	-----	----------

---

#### Environmental Product Compliance

##### Compliance Search

Environmental Product Compliance 859-702		URL	Download
--	--	-----	----------

---


Optocoupler module; Nominal input voltage: 5 VDC; Output voltage range: 0 ... 24 VDC; Limiting continuous current: 0.5 A; Frequency: 10 kHz; Module width: 6 mm; gray

---

#### Installation Notes


##### Conductor termination

Subject to changes. Please also observe the further product documentation!



Conductor termination

### Commoning



Easy commoning using adjacent jumpers

### Marking



Marking via Mini-WSB Quick Marking System

Subject to changes. Please also observe the further product documentation!