

XCSLF383831M3

Safety switch, Telemecanique Safety switches XCS, metal key operated solenoid XCSLF, 6NC, slow, M23 connector, 24 V



Main

Range of Product	Telemecanique Safety switches XCS
Product or Component Type	Safety switch
Component name	XCSLF
Design	Slim
Material	Metal
Head type	Key operated turret head
Contacts type and composition	3 NC
Contact operation	Slow-break, break before make
Solenoid contacts type and composition	3 NC slow-break, break before make)
Electromagnet interlocking	Locking on de-energisation and unlocking on energisation of solenoid
[Us] solenoid rate of supply voltage	24 V AC
Cable outer diameter	0.28...0.51 in (7...13 mm)
Electrical connection	Male connector M23, 19 pins
Number of poles	3
Locking options description	With interlocking, locking by solenoid
Local signalling	For actuator withdrawn 1 LED (orange) For actuator inserted and locked 1 LED (green)
Signalling circuit voltage	24 V

Complementary

Positive opening	With NC contact
Supply voltage type	AC/DC
Supply frequency	50/60 Hz
Load factor	1
Signalling circuit type	AC/DC
Mechanical durability	1000000 cycles
Minimum actuation speed	0.03 ft/s (0.01 m/s)
Maximum actuation speed	1.64 ft/s (0.5 m/s)
[Ie] rated operational current	1.5 A 24 V 0.22 A 24 V
[Ithe] conventional enclosed thermal current	4 A
Maximum load current	<= 15 A
[Ui] rated insulation voltage	60 V 3)EN/IEC 60947-1 50 VUL 508 50 VCSA C22.2 No 14
[Uimp] rated impulse withstand voltage	0.8 kV EN/IEC 60947-5-1
Minimum switching current	10 mA at 20 °C
Minimum switching voltage	17 V
Short-circuit protection	4 A cartridge fuse gG (gl) 6 A fast blow
Maximum actuator forcible withdrawal rtc	3000 N
Minimum actuator force for extraction	20 N

The information provided in this documentation contains general descriptions and/or technical characteristics of the performance of the products contained herein. This documentation is not intended as a substitute for and is not to be used for determining suitability or reliability of these products for specific user applications. It is the duty of any such user or integrator to perform the appropriate and complete risk analysis, evaluation and testing of the products with respect to the relevant specific application or use thereof. Neither Schneider Electric Industries SAS nor any of its affiliates or subsidiaries shall be responsible or liable for misuse of the information contained herein.

Resistance to mechanical impact	9.6 J against the partition 6.4 J without partition
Maximum operating rate	10 cyc/mn for maximum durability
Safety level	Can reach category 4 with the appropriate monitoring system and correctly wired EN/ISO 13849-1 Can reach PL = e with the appropriate monitoring system and correctly wired EN/ISO 13849-1 Can reach SIL 3 EN/IEC 61508
Safety reliability data	B10d = 5500000 value given for a life time of 20 years limited by mechanical or contact wear
Body Material	Zamak
Head material	Zamak
Depth	2.01 in (51 mm)
Height	8.86 in (225 mm)
Width	1.73 in (44 mm)
Net Weight	2.43 lb(US) (1.1 kg)

Environment

Standards	EN 1088/ISO 14119 EN/ISO 13849-1 EN/IEC 62061 CSA C22.2 No 14 EN/IEC 60947-5-1 UL 508 EN/IEC 60204-1
Product Certifications	CSA TÜV UL
Protective treatment	TC
Ambient Air Temperature for Operation	-13...140 °F (-25...60 °C)
Ambient Air Temperature for Storage	-40...158 °F (-40...70 °C)
Vibration resistance	5 gn 10...500 Hz)IEC 60068-2-6
Shock resistance	10 gn 11 ms IEC 60068-2-27
Electrical shock protection class	Class I EN/IEC 61140
IP degree of protection	IP65 conforming to EN/IEC 60529 and EN/IEC 60947-5-1 IP65

Ordering and shipping details




Category	22411-LIMIT SWITCHES,IEC,XCKJ
Discount Schedule	T
GTIN	3606480465574
Nbr. of units in pkg.	1
Package weight(Lbs)	2.87 lb(US) (1.3 kg)
Returnability	No
Country of origin	ID

Packing Units

Unit Type of Package 1	PCE
Package 1 Height	2.36 in (6 cm)
Package 1 width	2.95 in (7.5 cm)
Package 1 Length	9.53 in (24.2 cm)
Unit Type of Package 2	S02
Number of Units in Package 2	10
Package 2 Weight	29.66 lb(US) (13.455 kg)
Package 2 Height	5.91 in (15 cm)
Package 2 width	11.81 in (30 cm)
Package 2 Length	15.75 in (40 cm)
Unit Type of Package 3	P06
Number of Units in Package 3	160
Package 3 Weight	493.35 lb(US) (223.78 kg)

Package 3 Height	30.31 in (77 cm)
Package 3 width	31.50 in (80 cm)
Package 3 Length	23.62 in (60 cm)

Offer Sustainability

California proposition 65	WARNING: This product can expose you to chemicals including: Diisononyl phthalate (DINP), which is known to the State of California to cause cancer, and Di-isodecyl phthalate (DIDP), which is known to the State of California to cause birth defects or other reproductive harm. For more information go to www.P65Warnings.ca.gov
REACH Regulation	 REACH Declaration
EU RoHS Directive	Pro-active compliance (Product out of EU RoHS legal scope)  EU RoHS Declaration
Mercury free	Yes
RoHS exemption information	 Yes

Contractual warranty

Warranty	18 months
----------	-----------