

Data sheet | Item number: 859-732


Optocoupler module; Nominal input voltage: 24 VDC; Output voltage range: 3 ... 30 VDC; Limiting continuous current: 0.5 A; 1 changeover contact; Red status indicator; Module width: 6 mm; gray



www.wago.com/859-732





Color:



Subject to changes. Please also observe the further product documentation!

WAGO GmbH & Co. KG
Hansastr. 27
32423 Minden
Phone: +49571 887-0 | Fax: +49571 887-169
Email: info.de@wago.com | Web: www.wago.com

Do you have any questions about our products?
We are always happy to take your call at +49 (571) 887-44222.



Data

Notes

Note

Optocouplers and solid state relays are designed for use in signal processing networks, which are not supplied by the low-voltage power supply networks.

Technical data

Subject to changes. Please also observe the further product documentation!

WAGO GmbH & Co. KG
Hansastr. 27
32423 Minden
Phone: +49571 887-0 | Fax: +49571 887-169
Email: info.de@wago.com | Web: www.wago.com

Do you have any questions about our products?
We are always happy to take your call at +49 (571) 887-44222.



Control Circuit

Nominal input voltage U_N	DC 24 V
Input voltage range	DC 14 ... 60 V
Input voltage range (low level)	DC 0 ... 5 V
Input voltage range (high level)	DC 15 ... 42 V
Nominal input current at U_N	6 mA
Input current range	3.5 ... 9 mA

Load circuit

Circuit type	Changeover contact output
Limiting continuous current	1 A
Peak output current	4 A
Nominal output voltage	DC 24 V
Output voltage range	DC 3 ... 30 V
Voltage drop at output (max.)	\leq DC 1.5 V
Voltage drop	\leq 1.5 VDC
Leakage current at rated voltage	\leq 1.3 mA
Switching current (min.)	0.5 mA
Turn-on time	\leq 25 μ s
Turn-off time	\leq 150 μ s
Switching frequency	\leq 2 kHz

Signaling

Status indicator	Red LED
------------------	---------

Safety and protection

Rated voltage	300 V
Overvoltage category	II
Pollution degree	2
Dielectric strength (control/load circuit) (AC, 1 min)	3.5 kVrms
Insulation type (control/load circuit)	Basic insulation
Insulation type (adjacent devices)	Reinforced insulation (safe isolation)
Insulation type (to adjacent devices of different types)	Reinforced insulation (safe isolation)
Protection type	IP20; in connected state or when using 859-525 end plate

Subject to changes. Please also observe the further product documentation!



Connection data

Connection technology	CAGE CLAMP®
Solid conductor	0.2 ... 2.5 mm ² / 24 ... 14 AWG
Fine-stranded conductor	0.14 ... 2.5 mm ² / 26 ... 14 AWG
Fine-stranded conductor; with insulated ferrule	0.14 ... 1.5 mm ² / 26 ... 16 AWG
Strip length	5 ... 6 mm / 0.2 ... 0.24 inches

Physical data

Width	6 mm / 0.236 inches
Height	91 mm / 3.583 inches
Depth from upper-edge of DIN-rail	56 mm / 2.205 inches

Mechanical data

Mounting type	DIN-35 rail
Mounting position	horizontal (standing/lying); vertical

Material Data

Color	gray
Fire load	0.338 MJ
Weight	147.2 g

Environmental requirements

Ambient temperature (operation at U _N)	-25 ... +70 °C
Ambient temperature UL (operation at U _N)	-25 ... +40 °C
Ambient temperature (storage)	-25 ... +85 °C
Processing temperature	-25 ... +50 °C
Temperature range of connection cable	≥ (T _{ambient} + 20 K)
Relative humidity	5 ... 95 % (no condensation permissible)
Operating altitude (max.)	2000 m

Standards and specifications

Standards/specifications	EN 61010-2-201 EN 61000-6-2 EN 61000-6-3 UL 508
--------------------------	--

Subject to changes. Please also observe the further product documentation!



Commercial data

Product Group	6 (INTERFACE ELECTRONIC)
eCl@ss 10.0	27-26-15-03
eCl@ss 9.0	27-26-15-03
ETIM 8.0	EC001504
ETIM 7.0	EC001504
PU (SPU)	1 pcs
Packaging type	Box
Country of origin	DE
GTIN	4066966423457
Customs tariff number	

Environmental Product Compliance

CAS-No.	7439-92-1
REACH Candidate List Substance	Lead
RoHS Compliance Status	Compliant,With Exemption
RoHS Exemption	7(a) 7(c)-I
SCIP notification number (Austria)	57a1bfce-837f-496f-bb87-0ee73be0f0e5
SCIP notification number (Belgium)	755a3c6f-e35a-4e19-b0ee-512f065a91d0
SCIP notification number (Bulgaria)	e6d20177-d9e9-4a78-9d60-e43717e28e57
SCIP notification number (Czech Republic)	9dfd4bfb-cc1c-49eb-a1c1-0b64d00f099b
SCIP notification number (Denmark)	4c323740-8f20-466e-9042-0a076d1a8f0f
SCIP notification number (Finland)	52d3c9ba-3d90-471c-a170-7c09458e40d2
SCIP notification number (France)	ad0e707f-7039-4e88-9ee3-ed5d487a2e2a
SCIP notification number (Germany)	ea40552f-92f5-46de-87e1-b73fe04e3250
SCIP notification number (Hungary)	5cd57c02-e1c7-45e8-832f-d5c9a45f1673
SCIP notification number (Italy)	bf075a59-b693-4567-9db7-e82f4962eeb3
SCIP notification number (Netherlands)	70584d00-5997-4863-bc45-b1f5a8b5a599
SCIP notification number (Poland)	e83132b9-f4af-4c38-9e4e-a25a8341e444
SCIP notification number (Romania)	b75c4036-3d4b-4a67-a7ab-5835dc0fe98b
SCIP notification number (Sweden)	563094d4-9f00-4d26-b4a7-3150d5361492

Approvals / Certificates

General approvals

Logo	Approval	Additional Approval Text	Certificate name
	EAC	TP TC 020/2011	EAC_Certificate_RU_C-

Subject to changes. Please also observe the further product documentation!

WAGO GmbH & Co. KG
 Hansastr. 27
 32423 Minden
 Phone: +49571 887-0 | Fax: +49571 887-169
 Email: info.de@wago.com | Web: www.wago.com

Do you have any questions about our products?
 We are always happy to take your call at +49 (571) 887-44222.

Brjansker Zertifizierungsstelle

DE.AM02.B.00115_19

UL

UL 508

E175199 Sec.4

Underwriters Laboratories Inc. (ORDINARY LOCATIONS)

Optional accessories

Tool

Operating tool

Item no.: 210-720

Operating tool; Blade: 3.5 x 0.5 mm; with a partially insulated shaft; multicoloured

www.wago.com/210-720

Jumpers

Jumper

Item no.: 859-404/000-005

Jumper; for jumper slot; 4-way; insulated; red

www.wago.com/859-404/000-005**Item no.: 859-404/000-006**

Jumper; for jumper slot; 4-way; insulated; blue

www.wago.com/859-404/000-006**Item no.: 859-405/000-005**

Jumper; for jumper slot; 5-way; insulated; red

www.wago.com/859-405/000-005**Item no.: 859-405/000-029**

Jumper; for jumper slot; 5-way; insulated; yellow

www.wago.com/859-405/000-029**Item no.: 859-405**

Jumper; for jumper slot; 5-way; insulated; light gray

www.wago.com/859-405**Item no.: 859-404/000-029**

Jumper; for jumper slot; 4-way; insulated; yellow

www.wago.com/859-404/000-029**Item no.: 859-405/000-006**

Jumper; for jumper slot; 5-way; insulated; blue

www.wago.com/859-405/000-006**Item no.: 859-406/000-005**

Jumper; for jumper slot; 6-way; insulated; red

www.wago.com/859-406/000-005**Item no.: 859-409/000-029**

Jumper; for jumper slot; 9-way; insulated; yellow

www.wago.com/859-409/000-029

Subject to changes. Please also observe the further product documentation!

WAGO GmbH & Co. KG

Hansastr. 27

32423 Minden

Phone: +49571 887-0 | Fax: +49571 887-169

Email: info.de@wago.com | Web: www.wago.com

Do you have any questions about our products?

We are always happy to take your call at +49 (571) 887-44222.



Item no.: 859-410/000-005

Jumper; for jumper slot; 10-way; insulated; red

www.wago.com/859-410/000-005

Item no.: 859-410/000-029

Jumper; for jumper slot; 10-way; insulated; yellow

www.wago.com/859-410/000-029

Item no.: 859-410

Jumper; for jumper slot; 10-way; insulated; light gray

www.wago.com/859-410

Item no.: 859-410/000-006

Jumper; for jumper slot; 10-way; insulated; blue

www.wago.com/859-410/000-006

Item no.: 859-403/000-005

Jumper; for jumper slot; 3-way; insulated; red

www.wago.com/859-403/000-005

Item no.: 859-402/000-029

Jumper; for jumper slot; 2-way; insulated; yellow

www.wago.com/859-402/000-029

Item no.: 859-403/000-029

Jumper; for jumper slot; 3-way; insulated; yellow

www.wago.com/859-403/000-029

Item no.: 859-403/000-006

Jumper; for jumper slot; 3-way; insulated; blue

www.wago.com/859-403/000-006

Item no.: 859-408/000-005

Jumper; for jumper slot; 8-way; insulated; red

www.wago.com/859-408/000-005

Item no.: 859-408/000-029

Jumper; for jumper slot; 8-way; insulated; yellow

www.wago.com/859-408/000-029

Item no.: 859-409

Jumper; for jumper slot; 9-way; insulated; light gray

www.wago.com/859-409

Item no.: 859-408/000-006

Jumper; for jumper slot; 8-way; insulated; blue

www.wago.com/859-408/000-006

Item no.: 859-403

Jumper; for jumper slot; 3-way; insulated; light gray

www.wago.com/859-403

Item no.: 859-409/000-005

Jumper; for jumper slot; 9-way; insulated; red

www.wago.com/859-409/000-005

Item no.: 859-404

Subject to changes. Please also observe the further product documentation!

WAGO GmbH & Co. KG

Hansastr. 27

32423 Minden

Phone: +49571 887-0 | Fax: +49571 887-169

Email: info.de@wago.com | Web: www.wago.com

Do you have any questions about our products?

We are always happy to take your call at +49 (571) 887-44222.



Jumper; for jumper slot; 4-way; insulated; light gray

www.wago.com/859-404

Item no.: 859-409/000-006

Jumper; for jumper slot; 9-way; insulated; blue

www.wago.com/859-409/000-006

Item no.: 859-402/000-006

Jumper; for jumper slot; 2-way; insulated; blue

www.wago.com/859-402/000-006

Item no.: 859-402

Jumper; for jumper slot; 2-way; insulated; light gray

www.wago.com/859-402

Item no.: 859-402/000-005

Jumper; for jumper slot; 2-way; insulated; red

www.wago.com/859-402/000-005

Item no.: 859-406/000-006

Jumper; for jumper slot; 6-way; insulated; blue

www.wago.com/859-406/000-006

Item no.: 859-406/000-029

Jumper; for jumper slot; 6-way; insulated; signal yellow

www.wago.com/859-406/000-029

Item no.: 859-407/000-006

Jumper; for jumper slot; 7-way; insulated; blue

www.wago.com/859-407/000-006

Item no.: 859-407/000-005

Jumper; for jumper slot; 7-way; insulated; red

www.wago.com/859-407/000-005

Item no.: 859-407/000-029

Jumper; for jumper slot; 7-way; insulated; yellow

www.wago.com/859-407/000-029

Item no.: 859-407

Jumper; for jumper slot; 7-way; insulated; light gray

www.wago.com/859-407

Marking accessories

Marking device

Item no.: 210-110

Fiber-tip pen

www.wago.com/210-110

Marker

Item no.: 2009-145

Mini-WSB Inline; for Smart Printer; 1700 pieces on roll; stretchable 5 - 5.2 mm; plain; snap-on type; white

www.wago.com/2009-145

Item no.: 248-501

Mini-WSB marking card; as card; not stretchable; plain; snap-on type; white

www.wago.com/248-501

Item no.: 248-504

Subject to changes. Please also observe the further product documentation!

WAGO GmbH & Co. KG

Hansastr. 27

32423 Minden

Phone: +49571 887-0 | Fax: +49571 887-169

Email: info.de@wago.com | Web: www.wago.com

Do you have any questions about our products?

We are always happy to take your call at +49 (571) 887-44222.



Mini-WSB marking card; as card; MARKED; 21 ... 30 (10x); not stretchable; Horizontal marking; snap-on type; white www.wago.com/248-504

Item no.: 248-503

Mini-WSB marking card; as card; MARKED; 11 ... 20 (10x); not stretchable; Horizontal marking; snap-on type; white www.wago.com/248-503

Item no.: 248-506

Mini-WSB marking card; as card; MARKED; 41 ... 50 (10x); not stretchable; Horizontal marking; snap-on type; white www.wago.com/248-506

Item no.: 248-502

Mini-WSB marking card; as card; MARKED; 1 ... 10 (10x); not stretchable; Horizontal marking; snap-on type; white www.wago.com/248-502

End plate

Intermediate plate

Item no.: 859-525

End and intermediate plate; 1 mm thick; gray

www.wago.com/859-525**Testing and measuring**

Testing accessories

Item no.: 859-500

WAGO Test pin; 1 mm Ø; 30 V AC / 60 V DC; CAT0; 1 A; 10 mm uninsulated; Test lead for soldering up to 0,5mm² www.wago.com/859-500

Ferrule

Ferrule

Item no.: 216-223Ferrule; Sleeve for 1 mm² / AWG 18; insulated; electro-tin plated; redwww.wago.com/216-223**Item no.: 216-222**Ferrule; Sleeve for 0.75 mm² / 18 AWG; insulated; electro-tin plated; graywww.wago.com/216-222**Item no.: 216-221**Ferrule; Sleeve for 0.5 mm² / 20 AWG; insulated; electro-tin plated; whitewww.wago.com/216-221**Item no.: 216-224**Ferrule; Sleeve for 1.5 mm² / AWG 16; insulated; electro-tin plated; blackwww.wago.com/216-224**Item no.: 216-321**Ferrule; Sleeve for 0.25 mm² / AWG 24; insulated; electro-tin plated; yellowwww.wago.com/216-321**Item no.: 216-322**Ferrule; Sleeve for 0.34 mm² / 22 AWG; insulated; electro-tin plated; light turquoisewww.wago.com/216-322**Downloads****Documentation****Bid Text**

859-732	2019 年2月20 日	docx	Download
docx - Datei		16.0 kB	

Subject to changes. Please also observe the further product documentation!

WAGO GmbH & Co. KG

Hansastr. 27

32423 Minden

Phone: +49571 887-0 | Fax: +49571 887-169

Email: info.de@wago.com | Web: www.wago.com

Do you have any questions about our products?

We are always happy to take your call at +49 (571) 887-44222.



859-732 X81 - Datei	2019 年2月19 日	xml 3.9 kB	Download
------------------------	--------------	---------------	----------

Instruction Leaflet

Relay modules, Optocoupler modules	V 2.0.0 2022 年1月19 日	pdf 2.1 MB	Download
------------------------------------	-------------------------	---------------	----------

Additional Information

Disposal and Recycling Electrical and electronic equipment, Batteries, Packaging	V 1.1.0 2022 年8月18 日	pdf 2.2 MB	Download
---	-------------------------	---------------	----------

CAD/CAE-Data

CAD data

2D/3D Models 859-732		URL	Download
----------------------	--	-----	----------

CAE data

EPLAN Data Portal 859-732		URL	Download
---------------------------	--	-----	----------

WSCAD Universe 859-732		URL	Download
------------------------	--	-----	----------

ZUKEN Portal 859-732		URL	Download
----------------------	--	-----	----------

Environmental Product Compliance

Compliance Search

Environmental Product Compliance 859-732		URL	Download
--	--	-----	----------

Optocoupler module; Nominal input voltage: 24 VDC; Output voltage range: 3 ... 30 VDC; Limiting continuous current: 0.5 A; 1 changeover contact; Red status indicator; Module width: 6 mm; gray

Installation Notes

Conductor termination

Subject to changes. Please also observe the further product documentation!



Conductor termination

Commoning



Easy commoning using adjacent jumpers

Marking



Marking via Mini-WSB Quick Marking System

Subject to changes. Please also observe the further product documentation!