

AB-GES-L28112Wxx2N2

Features & Applications

Features:

- 12W 1ft Linear AC LED light engine
- SimpleDrive® - 120V AC drive technology
- Max Qty in series: 10
- Driver on Board structure
- Long life - No Electrolytic capacitors
- Easily to be integrated
- UL Compliance

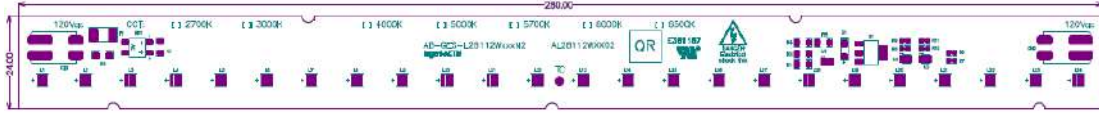


Applications:

- Refrigerator light
- Under-cabinet
- Ceiling light



Outline Dimensions



Units: mm

Notes:

1. 2 pcs terminal block is used for the serial connection and No wire connected.
2. Thickness of PCB: 1.2mm
3. Tolerance of dimension: ± 0.1 mm
4. Please use plastic screw for passing the safety regulation.
5. If this need to pass the UL1598, it's necessary to add the Insulating thermal pad with 564x28(1.0mm thickness) at least.



Characteristics

Absolute Maximum Ratings

Parameter	Symbol	Rating	Unit
Input Voltage	V _{in}	130	Vac
LED Junction Temperature	T _J	115	°C
Storage Temperature	T _{stg}	-40 ~ 100 °C	°C
Operation Temperature	T _{opr}	-40 ~ 85 °C	°C

- Proper current rating must be observed to maintain junction temperature below maximum at all time. For this product, we suggest to keep the Temperature of TC point under 75°C, and the temperature of Top IC surface under 115°C. After passing the maximum temperature of IC, the rating current will be lower automatically for protecting the whole circuit.

Electrical Characteristics, Ta=25°C

Parameter	Symbol	Min.	Max.	Unit
Input Voltage	V _{in}	110	130	Vac
Input Frequency	Freq.	50/60		Hz
Power Factor	PF	0.9	0.95	-

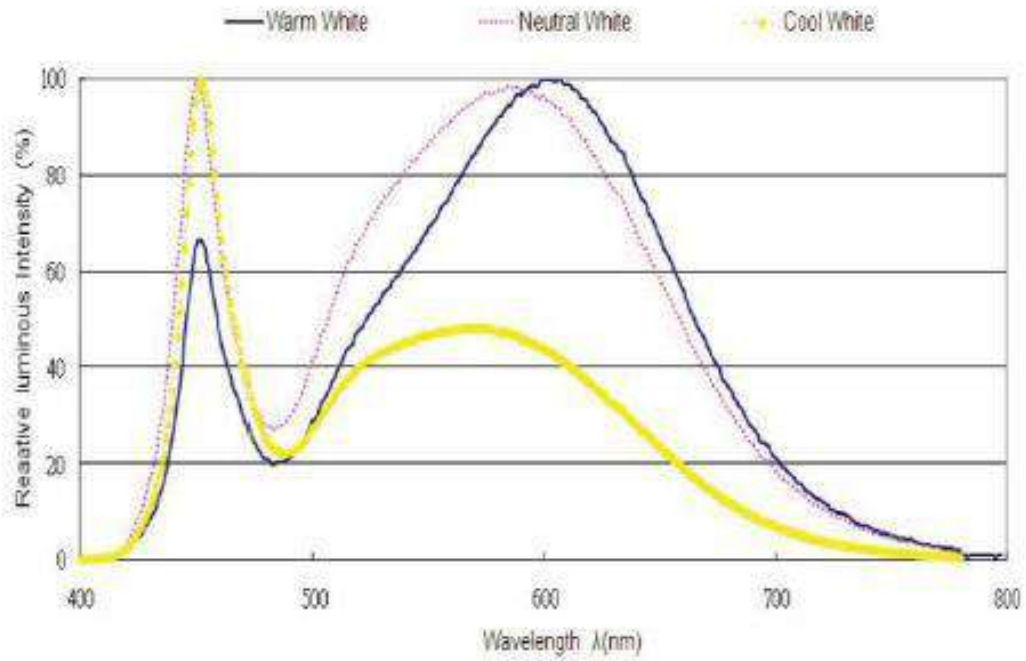
* This surge protection is without the protection device circuit.

Optical Characteristics (V_{in}=120V), Ta=25°C

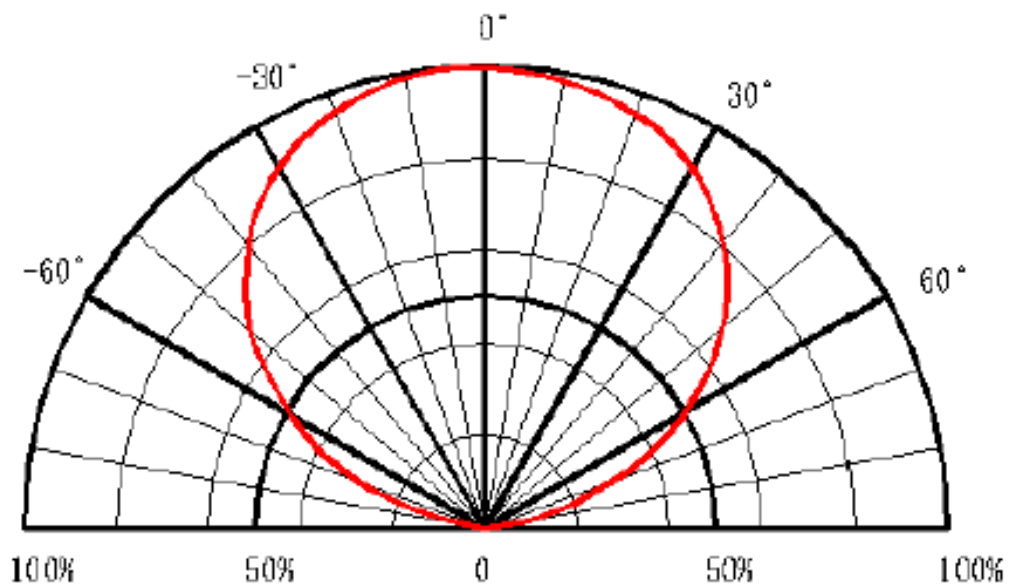
Model name	AC Power			Color Temp (K)	Luminous Flux(lm)		CRI
	Min	Typ.	Max		Min	Typ	
AB-GES-L28112W302N2	10.5	12.0	13.5	3000	1100	1220	>80
AB-GES-L28112W402N2	10.5	12.0	13.5	4000	1200	1330	>80
AB-GES-L28112W502N2	10.5	12.0	13.5	5000	1200	1330	>80

- Correlated color Temperature is derived from the CIE 1931Chromaticity diagram.
- The luminous flux tolerance is ± 10%.
- This CRI value tolerance is ± 2.
- Calibration accuracy of CIE_x and CIE_y : ±0.007 ;
- Calibration error CCT 3000K ±175K ; 4000K ±300K ; 6500K ±400K


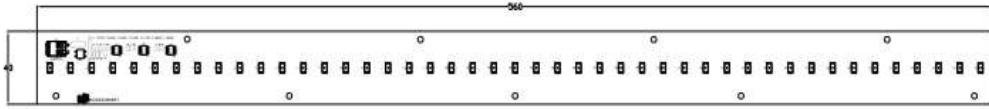
■ **Relative Spectrum of Emission (Ta=25°C)**



■ **Radiation Pattern**



Packing



1 Box = 200 PCS (about 4 Kgs)

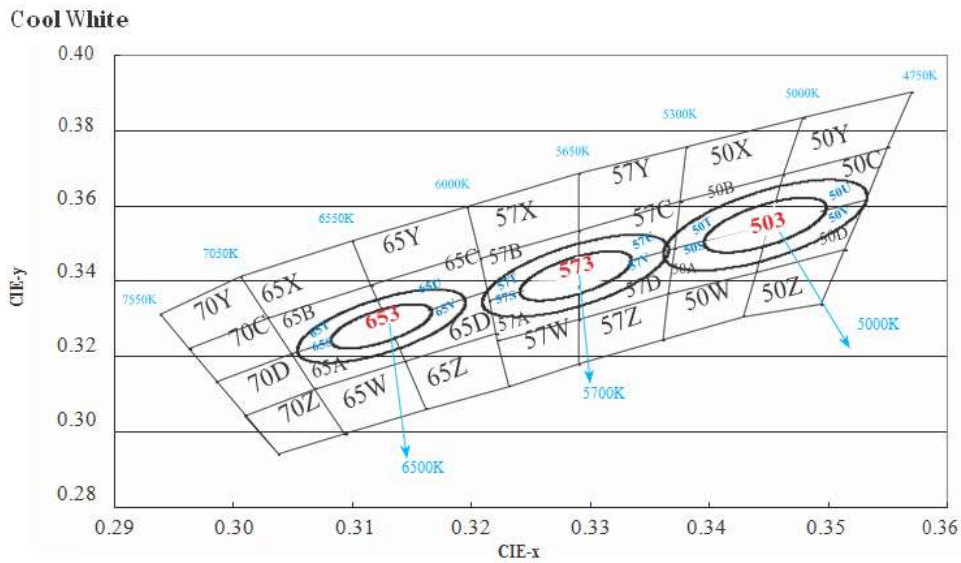
Box size (L x W x H) = TBD

Color Bin Code

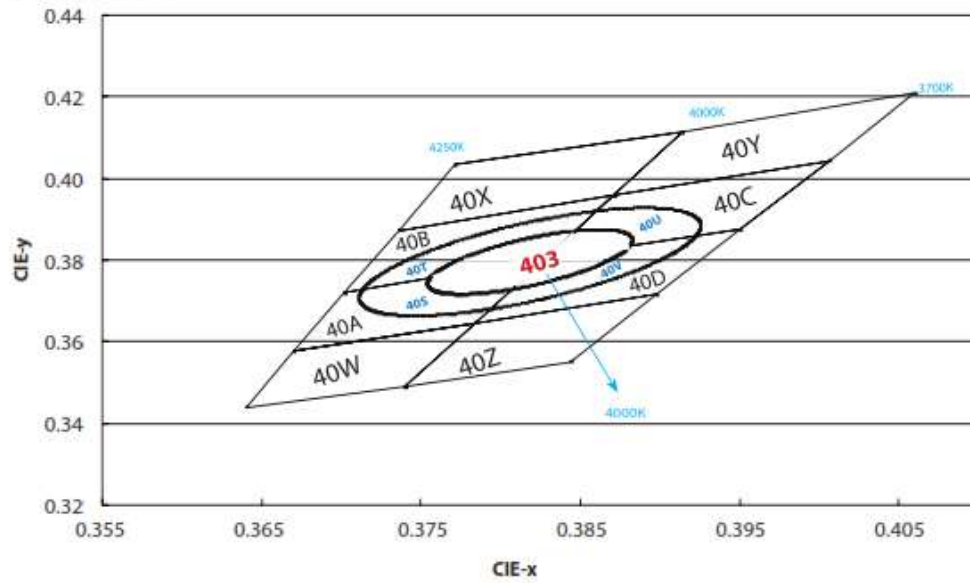
Color region stays within Macadam "3-Step" ellipse from the chromaticity center. The chromaticity center refers to ANSI C78.377:2008.

Please refer to ANSI C78.377 for the chromaticity center.

CCT	Steps	Cx	Cy	a	b	theta
2700K	3	0.4578	0.4101	0.00810	0.00420	53.70
3000K	3	0.4338	0.4030	0.00834	0.00408	53.22
3500K	3	0.4073	0.3917	0.00927	0.00414	54.00
4000K	3	0.3818	0.3797	0.00939	0.00402	53.72
5000K	3	0.3447	0.3553	0.00822	0.00354	59.62
5700K	3	0.3287	0.3417	0.00746	0.00320	59.09
6500K	3	0.3123	0.3282	0.00669	0.00285	58.57



Neutral White



Warm White

