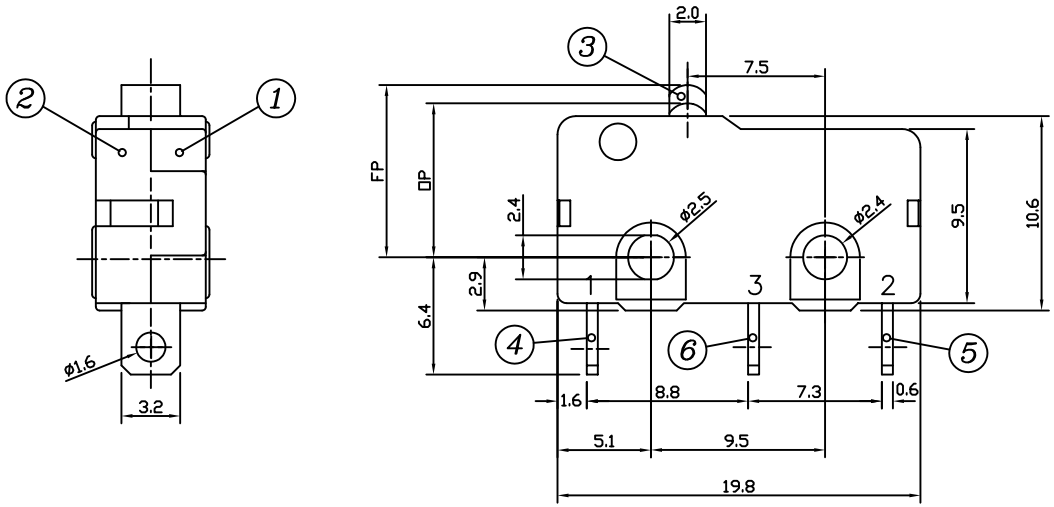

△1 1-1478602-1

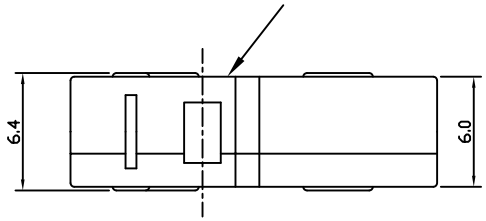

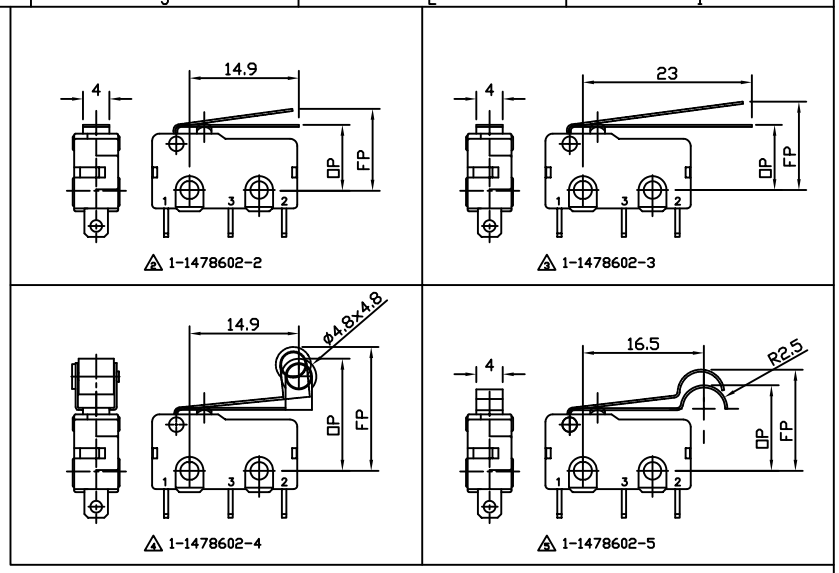

SPECIFICATIONS	
Rating	6A 125/250V AC
Contact Resistance	50 mΩ max.
Insulation Resistance	100 MΩ min. DC500V
Dielectric Strength	1000V AC 1 minute
Mechanical Life	1.000.000 cycles
Electrical Life	50.000 cycles @6A 250V, resistive load
Operating Temperature Range	-40°C to +125°C RH 85% max.
Soldering Temperature	260 ± 5°C 3sec

CONTACT ARRANGEMENT	SPDT	6A 125/250VAC c UL us △6
	C 1 — NC 2 / NO 3	6A 125/250VAC

NOTES:

1. FOR TECHNICAL DATA REFER TO YOUR LOCAL TYCO ELECTRONICS SALES OFFICE.
2. ALL DIMENSIONS ARE NOMINAL. FOR REFERENCE ONLY UNLESS OTHERWISE STATED.
3. ALL DIMENSIONS ARE COMMON TO THE MAIN BODY. VARIATIONS ARE IN THE OPERATING LEVERS.
4. OP: OPERATING POSITION
   FP: FREE POSITION

△6 VDE/ENEC APPROVAL IN PROGRESS

TE SALES PART No.	TE PART NO	DESCRIPTION	CHARACTERISTICS						△
			Operating Force	Releasing Force min	Pre Travel max	Operating Position	Over Travel min	Movement Differential max	
SP6DTAOLE	1-1478602-1	Microswitch, Pin Plunger	160 ±30 g	35 g	0,6 mm	8,4 ±0,3 mm	0,5 mm	0,2 mm	△1
SP6DTANLE	1-1478602-2	Microswitch, Norm Lever	45 ±15 g	8 g	3,0 mm	9,4 ±1,0 mm	1,0 mm	1,0 mm	△2
SP6DTALLE	1-1478602-3	Microswitch, Long Lever	25 ±10 g	5 g	3,7 mm	10,0 ±1,5 mm	1,5 mm	1,5 mm	△3
SP6DTANRE	1-1478602-4	Microswitch, Norm Roller	40 ±15 g	8 g	2,5 mm	15,0 ±0,8 mm	1,0 mm	1,0 mm	△4
SP6DTASME	1-1478602-5	Microswitch, Simu Roller	45 ±15 g	10 g	2,6 mm	10,8 ±0,8 mm	1,0 mm	1,0 mm	△5

PART NO:	PART NAME:	MATERIAL/SURFACE:	OPTIONAL DESCRIPTION
7	CONTACT	Ag ALLOY	
6	TERMINAL	BRASS SILVER PLATED	
5	TERMINAL	BRASS SILVER PLATED	
4	TERMINAL	BRASS SILVER PLATED	
3	BUTTON	PBT RESIN	BLACK
2	COVER	PBT RESIN	GREY
1	BASE	PBT RESIN	GREY

PART LIST

DIMENSIONS: mm

test dimen. / Prüfmaß: ▭; auxiliary dimen. / Hilfsmaß: ( ); theor. dimen. / theor. Maß: ▭;
production control dimen. / Fertigungskontr.maß: [ ]; dimen. for measure. technology / messtechn. rel. Maß: [ ];

ECR-NO:	DATE	NAME	INFO		DATE	NAME
R	21-04-09	WEIH	TOLERANCES SPECIFIED	APPROVED		
				CHECKED		
				DRAWER	27-03-08	SA008712
				DEPARTMENT	D&E / RSF	

Tyco Electronics

TOLERANCES UNLESS OTHERWISE SPECIFIED
.x +/-0,5mm
.xx +/-0,2mm
.xxx +/-0,1mm

SCALE: NAME: MICRO SWITCH 6A 160g RANGE SOLDER TERMINAL

DWG NO: C-1478602

OPTIONAL NO:

REPLACEMENT FOR: DWG LOC NO: IF SHEET: 1 OF 1 REVISION: R A 2

THIS DRAWING IS A CONTROLLED DOCUMENT, HANDWRITTEN CHANGES ARE NOT ALLOWED

THIS INFORMATION IS CONFIDENTIAL AND PROPRIETARY TO TYCO ELECTRONICS AUSTRIA GMBH, AND ITS WORLDWIDE SUBSIDIARIES AND AFFILIATES. IT MAY NOT BE DISCLOSED TO ANYONE, OTHER THAN TYCO ELECTRONICS PERSONNEL, WITHOUT WRITTEN AUTHORIZATION FROM TYCO ELECTRONICS AUSTRIA.