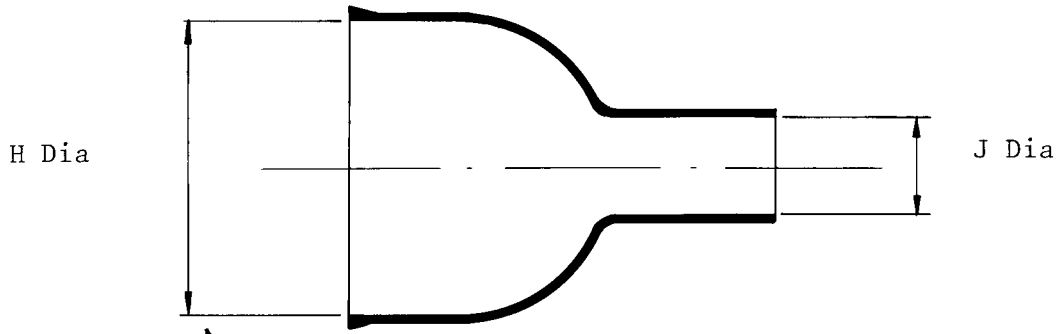
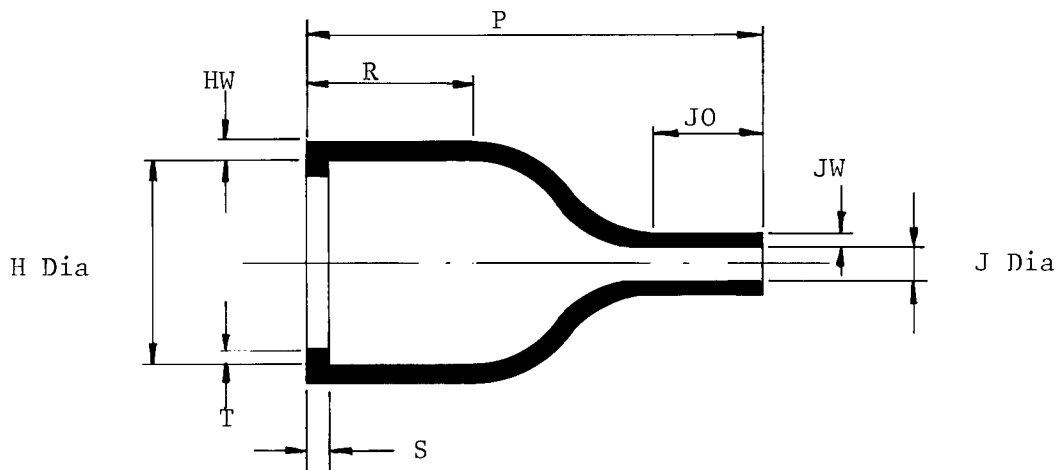


a. Part as supplied



b. Part after unrestricted recovery



DIMENSIONS (IN MILLIMETRES)

Part Number	H		J		P	R	S	T	JO	HW	JW
	Min a	Max b	Min a	Max b	+10% b	Ref. b	Ref. b	Ref. b	+10% b	+20% b	+20% b
202D921 -3-G01	19	13	6,0	2,1	30	12	3,0	1,0	7,4	1,5	1,1

Issued by

J. West

Issue 1

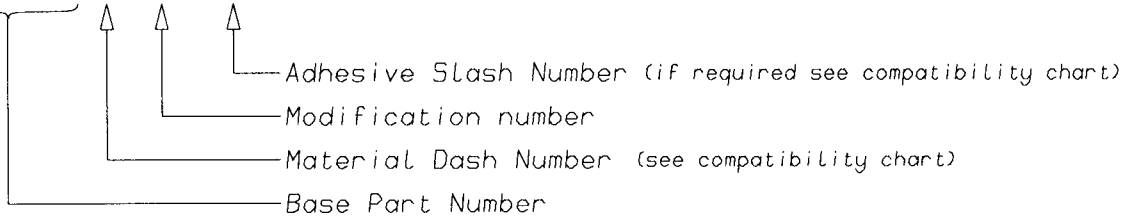
Date FEBRUARY 1978

Approved by

S. D. Smith
J. West

Ordering Information

202D963-*G13/**-0



COMPATIBILITY CHART

MATERIAL DASH NUMBER	MATERIAL DESCRIPTION	COATING SLASH NUMBER
-3	POLYOLEFIN, SEMI-RIGID	/42 ,/86
-4	POLYOLEFIN, FLEXIBLE	/42 ,/86
-25	ELASTOMER, FLUID RESISTANT	/86, /225

AS SUPPLIED DIMENSIONS ARE FOR UNCOATED PARTS, ,
 WHEN COATING IS ADDED, ENTRY DIAMETERS WILL REDUCE BY 1.5mm MAX.