

REVISIONS				
P	LTR	DESCRIPTION	DATE	APVD
	H	REVISED PER ECN-22-142121	08APR2022	LN JM

NOTES:

- THIS INSERT IS DESIGNED FOR USE IN RAYCHEM CONNECTOR HOUSINGS MTC100-YH2-007, -008, -009, -010. (SEE RAYCHEM INFORMATION DRAWING D-659-0100 AND HOUSING SPECIFICATION CONTROL DRAWINGS FOR FURTHER DETAILS).
- PART DESCRIBED HEREON IS SUPPLIED AS SHOWN. IF CONTACTS, SEALING PLUGS, AND TOOLS ARE DESIRED, THE FOLLOWING MODIFICATION NUMBER IS TO BE ADDED TO THE PART NUMBER:

MOD NO.	DESCRIPTION
022	WITH CONTACTS AND SEALING PLUGS
023	WITH CONTACTS, SEALING PLUGS AND TOOL

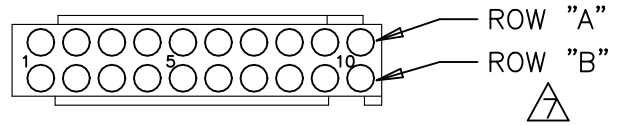
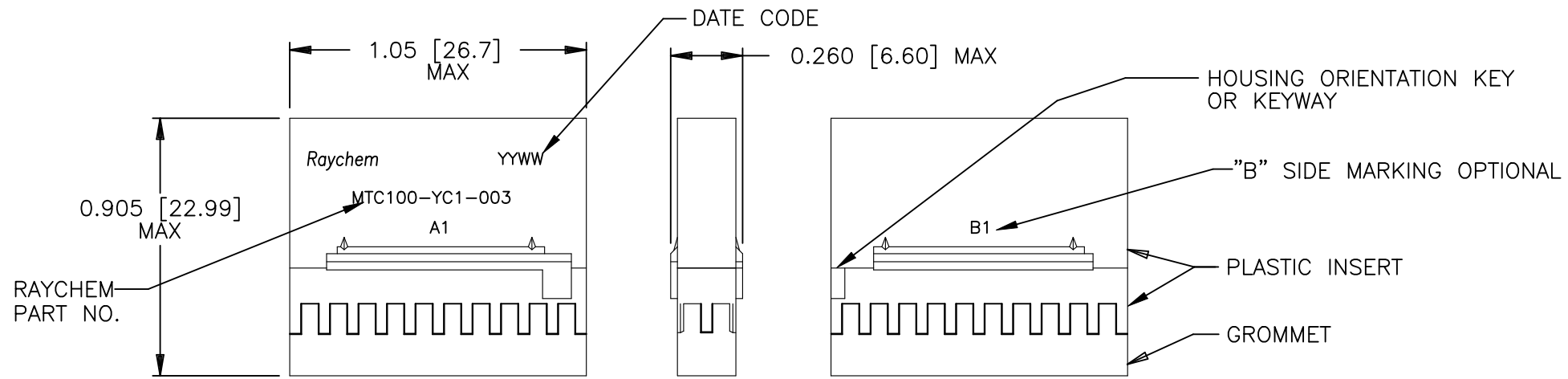
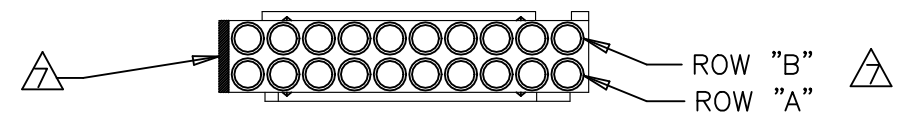
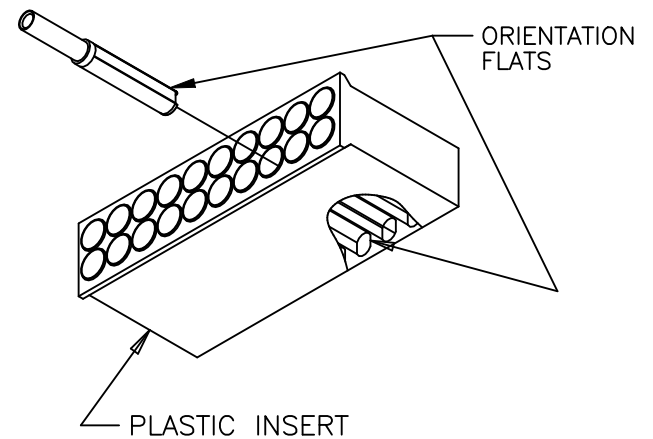
REFERENCE RAYCHEM INFORMATION DRAWING D-659-0100 FOR CRIMP TOOLS OR ADDITIONAL CONTACTS, SEALING PLUGS OR TOOLS.

- GROMMET DESIGNED TO SEAL ON WIRES HAVING AN INSULATION DIAMETER OF 0.030 TO 0.065.
- PERFORMANCE: THIS PRODUCT IS DESIGNED TO MEET THE APPLICABLE REQUIREMENTS OF RAYCHEM SPECIFICATION D-6014.

- MATERIALS:
 - A) PLASTIC INSERT HIGH GRADE POLYARYLENE THERMOPLASTIC
 - B) GROMMET FLUOROSILICONE PER MIL-R-25988
 - C) RETENTION CLIPS (20) (INSIDE PLASTIC INSERT) BERYLLIUM COPPER 172 PER QQ-C-533 OR 301 STAINLESS STEEL PER TEC-100-309 SPECIAL TEMPER

- CONFIGURATION CONTROL PER ES 71001 APPLIES.

△ NUMBER ONE (1) CAVITIES ARE MARKED IN CONTRASTING COLOR. ROWS "A" AND "B" ARE AN INTEGRAL PART OF THE INSERT. ROWS "A" AND "B" ARE IDENTIFIED ON THE SIDE OF THE INSERT AS "A1" AND "B1", "B" SIDE MARKING OPTIONAL.



THIS DRAWING IS A CONTROLLED DOCUMENT.		DWN HAWKINGS 24OCT1986	TE Connectivity	
DIMENSIONS: INCHES		CHK J.B.		
TOLERANCES UNLESS OTHERWISE SPECIFIED:		APVD K.CAMERON 30OCT1986	NAME	
0 PLC ± - 1 PLC ± - 2 PLC ± - 3 PLC ± - 4 PLC ± - ANGLES ± -		PRODUCT SPEC	INSERT, SOCKET, PRIMARY, 20 CAVITY SIZE 22-20	
MATERIAL		APPLICATION SPEC	REM. CONTACT, 2- IN CONN, MTC100SERIES	
FINISH		WEIGHT 0.0067 lbs	SIZE A3	RESTRICTED TO
		CUSTOMER DRAWING	CAGE CODE 00779	DRAWING NO C-MTC100-YC1-003
		SCALE 1:1	SHEET 1 OF 1	REV H