

XURK1KSMM12

Photoelectric sensors XU, diffuse, Sn 9 mm,
NO or NC, M12 connector



Main

Range of Product	Telemecanique Photoelectric sensors XU
Series name	Application packaging
Electronic sensor type	Photo-electric sensor
Sensor name	XUR
Sensor design	Compact
Detection system	Diffuse
Emission	Red or green
[Sn] nominal sensing distance	0.71 in (18 mm) 2 x 7 mm need lens XURZ01 0.28 in (7 mm) 1 x 4 mm need lens XURZ02 0.35 in (9 mm) 1.5 x 5 mm without lens
Material	Metal
Switching frequency	<= 10 kHz
Type of output signal	Discrete Analogue
Supply circuit type	DC
Wiring Technique	3-wire
Discrete output type	PNP or NPN
Discrete output function	1 NO or 1 NC programmable
Analogue output range	0...5.5 V, DC
Electrical connection	1 male connector M12 adjustable 3 positions, 4 pins
Product Specific Application	Colour mark
Sale per indivisible quantity	1

Complementary

Enclosure Material	Zinc alloy
Lens material	Glass
Minimum width of mark detected	0.02 in (0.5 mm)
Maximum inclination of reader	20 °
Maximum passing speed of object	32.81 ft/s (10 m/s) 0.04 in (1 mm)
Output Type	Solid state
Output function governance	Light or dark programmable
Add on output	With analogue output
Status LED	Output state 1 LED red)
[Us] rated supply voltage	12...24 V DC reverse polarity protection
Supply voltage limits	DC
Switching capacity in mA	<= 200 mA overload and short-circuit protection)
Maximum voltage drop	<1 V closed state), NPN <2 V closed state), PNP
Current consumption	<= 80 mA no-load
Time delay range	20 ms off-delay activation/deactivation by internal switch
Maximum delay first up	100 ms
Maximum delay response	0.05 ms
Maximum delay recovery	0.05 ms
Setting-up	Sensitivity adjustment with teach mode
Depth	2.28 in (58 mm)
Height	3.23 in (82 mm)

The information provided in this documentation contains general descriptions and/or technical characteristics of the performance of the products contained herein. This documentation is not intended as a substitute for and is not to be used for determining suitability or reliability of these products for specific user applications. It is the duty of any such user or integrator to perform the appropriate and complete risk analysis, evaluation and testing of the products with respect to the relevant specific application or use thereof. Neither Schneider Electric Industries SAS nor any of its affiliates or subsidiaries shall be responsible or liable for misuse of the information contained herein.

Width	1.22 in (31 mm)
Net Weight	1.21 lb(US) (0.55 kg)

Environment

Product Certifications	CE
Ambient air temperature for operation	14...131 °F (-10...55 °C)
Ambient Air Temperature for Storage	-4...158 °F (-20...70 °C)
Vibration resistance	7 gn +/- 0.6 mm 10...55 Hz) IEC 60068-2-6
Shock resistance	30 gn 11 ms) IEC 60068-2-27
IP degree of protection	IP67 IEC 60529




Ordering and shipping details

Category	22481 - SENSORS, PHOTOELECTRIC
Discount Schedule	DS2
GTIN	3389110178227
Nbr. of units in pkg.	1
Package weight(Lbs)	11.57 oz (328 g)
Returnability	Yes
Country of origin	HU

Packing Units

Unit Type of Package 1	PCE
Package 1 Height	1.97 in (5 cm)
Package 1 width	3.35 in (8.5 cm)
Package 1 Length	5.31 in (13.5 cm)
Unit Type of Package 2	S02
Number of Units in Package 2	21
Package 2 Weight	16.25 lb(US) (7.37 kg)
Package 2 Height	5.91 in (15 cm)
Package 2 width	11.81 in (30 cm)
Package 2 Length	15.75 in (40 cm)

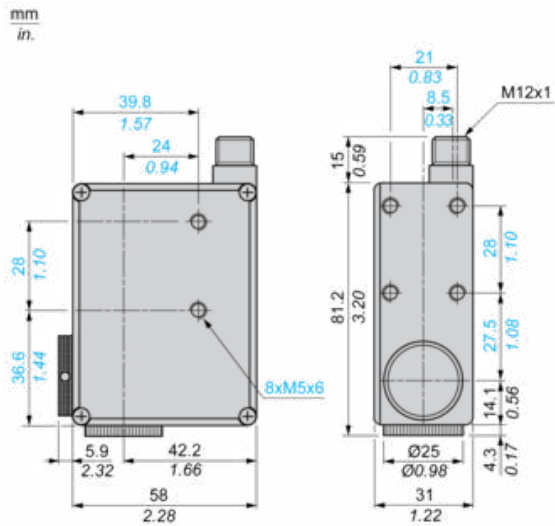
Offer Sustainability

California proposition 65	WARNING: This product can expose you to chemicals including: Diisononyl phthalate (DINP), which is known to the State of California to cause cancer, and Di-isodecyl phthalate (DIDP), which is known to the State of California to cause birth defects or other reproductive harm. For more information go to www.P65Warnings.ca.gov
REACH Regulation	 REACH Declaration
REACH free of SVHC	Yes
EU RoHS Directive	Pro-active compliance (Product out of EU RoHS legal scope)  EU RoHS Declaration
Toxic heavy metal free	Yes
Mercury free	Yes
RoHS exemption information	 Yes

Contractual warranty

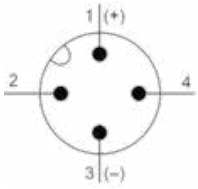
Warranty	18 months
----------	-----------

Dimensions



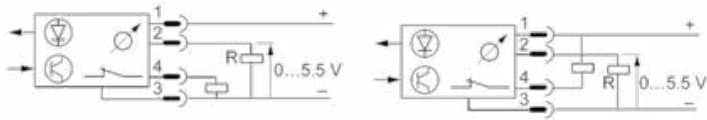
Wiring Schemes

Connector Scheme



- 1/Brown : 10...30 VDC
- 2/White : Adjustment input
- 3/Blue : 0 V
- 4/Black : Output

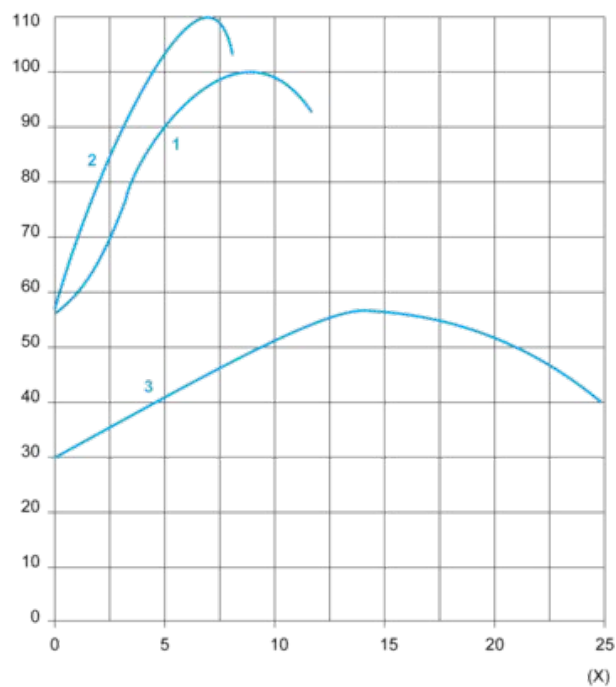
PNP or NPN Programmable



R = 2.2 k Ω

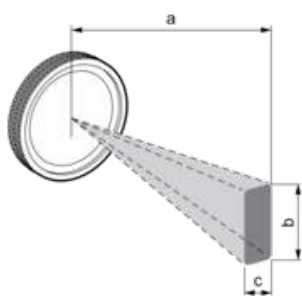
Curves

Detection Curve



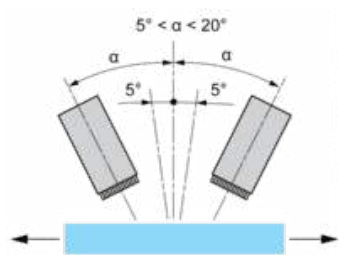
- (x) Distance (mm)
 1 : XURK●●●●●●●●
 2 : With XURZ01
 3 : With XURZ02

Detection Zone and Spot Size (mm)



	a	b	c
	9	9	1.5
With XURZ01	18	7	2
With XURZ02	7	4	1

Vertical Inclination



An angle of 5 to 10° from vertical is recommended for reflective or transparent surfaces Maximum vertical inclination: 20°