

## Printed-circuit board connector - FK-MCP 1,5/ 5-ST-3,81 BK - 1800275

Please be informed that the data shown in this PDF Document is generated from our Online Catalog. Please find the complete data in the user's documentation. Our General Terms of Use for Downloads are valid (<http://phoenixcontact.com/download>)

Plug component, Nominal current: 8 A, Number of positions: 5, Pitch: 3.81 mm, Connection method: Spring-cage connection, Color: black, Contact surface: Tin



### Key commercial data

Packing unit	1 pc
Minimum order quantity	50 pc
Custom tariff number	85366990
Country of origin	Germany

### Technical data

#### Dimensions

Pitch	3.81 mm
Dimension a	15.24 mm

#### General

Range of articles	FK-MCP 1,5/...-ST
Rated voltage (III/3)	160 V
Connection in acc. with standard	EN-VDE
Nominal current $I_N$	8 A
Nominal cross section	1.5 mm <sup>2</sup>
Number of positions	5

#### Connection data

Conductor cross section solid min.	0.14 mm <sup>2</sup>
Conductor cross section solid max.	1.5 mm <sup>2</sup>
Conductor cross section stranded min.	0.14 mm <sup>2</sup>
Conductor cross section stranded max.	1.5 mm <sup>2</sup>
Conductor cross section stranded, with ferrule without plastic sleeve min.	0.25 mm <sup>2</sup>
Conductor cross section stranded, with ferrule without plastic sleeve max.	1.5 mm <sup>2</sup>
Conductor cross section stranded, with ferrule with plastic sleeve min.	0.25 mm <sup>2</sup>
Conductor cross section stranded, with ferrule with plastic sleeve max.	0.5 mm <sup>2</sup>
Conductor cross section AWG/kcmil min.	26
Conductor cross section AWG/kcmil max	16

# Printed-circuit board connector - FK-MCP 1,5/ 5-ST-3,81 BK - 1800275

## Technical data

### Connection data

Minimum AWG according to UL/CUL	28
Maximum AWG according to UL/CUL	16

## Classifications

### eCl@ss

eCl@ss 4.0	272607xx
eCl@ss 4.1	27260701
eCl@ss 5.0	27260701
eCl@ss 5.1	27260701
eCl@ss 6.0	27260704
eCl@ss 7.0	27440402
eCl@ss 8.0	27440309

### ETIM

ETIM 3.0	EC001121
ETIM 4.0	EC002638
ETIM 5.0	EC002638

### UNSPSC

UNSPSC 6.01	30211810
UNSPSC 7.0901	39121409
UNSPSC 11	39121409
UNSPSC 12.01	39121409
UNSPSC 13.2	39121409

## Approvals

### Approvals

---

#### Approvals

CSA / UL Recognized / VDE Gutachten mit Fertigungsüberwachung / cUL Recognized / GOST / IEC EE CB Scheme / GOST / CCA / cULus Recognized

---

#### Ex Approvals


---

#### Approvals submitted


# Printed-circuit board connector - FK-MCP 1,5/ 5-ST-3,81 BK - 1800275

## Approvals


### Approval details

CSA 


	B	D
mm <sup>2</sup> /AWG/kcmil	28-16	28-16
Nominal current I <sub>N</sub>	8 A	8 A
Nominal voltage U <sub>N</sub>	300 V	300 V

UL Recognized 


	B
mm <sup>2</sup> /AWG/kcmil	28-16
Nominal current I <sub>N</sub>	8 A
Nominal voltage U <sub>N</sub>	300 V

VDE Gutachten mit Fertigungsüberwachung 

mm <sup>2</sup> /AWG/kcmil	0.2-1.5
Nominal current I <sub>N</sub>	8 A
Nominal voltage U <sub>N</sub>	160 V

cUL Recognized 

	B
mm <sup>2</sup> /AWG/kcmil	28-16
Nominal current I <sub>N</sub>	8 A
Nominal voltage U <sub>N</sub>	300 V

GOST 

# Printed-circuit board connector - FK-MCP 1,5/ 5-ST-3,81 BK - 1800275

## Approvals

IECEE CB Scheme	
mm <sup>2</sup> /AWG/kcmil	0.2-1.5
Nominal current I <sub>N</sub>	8 A
Nominal voltage U <sub>N</sub>	160 V

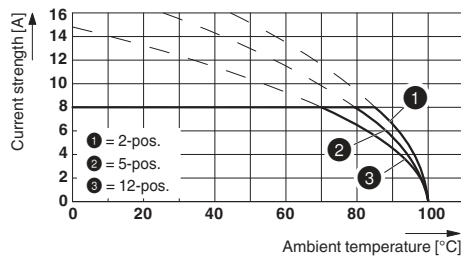
GOST	
------	--

CCA	
mm <sup>2</sup> /AWG/kcmil	0.2-1.5
Nominal current I <sub>N</sub>	8 A
Nominal voltage U <sub>N</sub>	160 V

cULus Recognized	
------------------	--

## Drawings

Diagram



Type: FK-MCP 1,5/...-ST-3,81 with MC 1,5/...-G-3,81 P26 THR