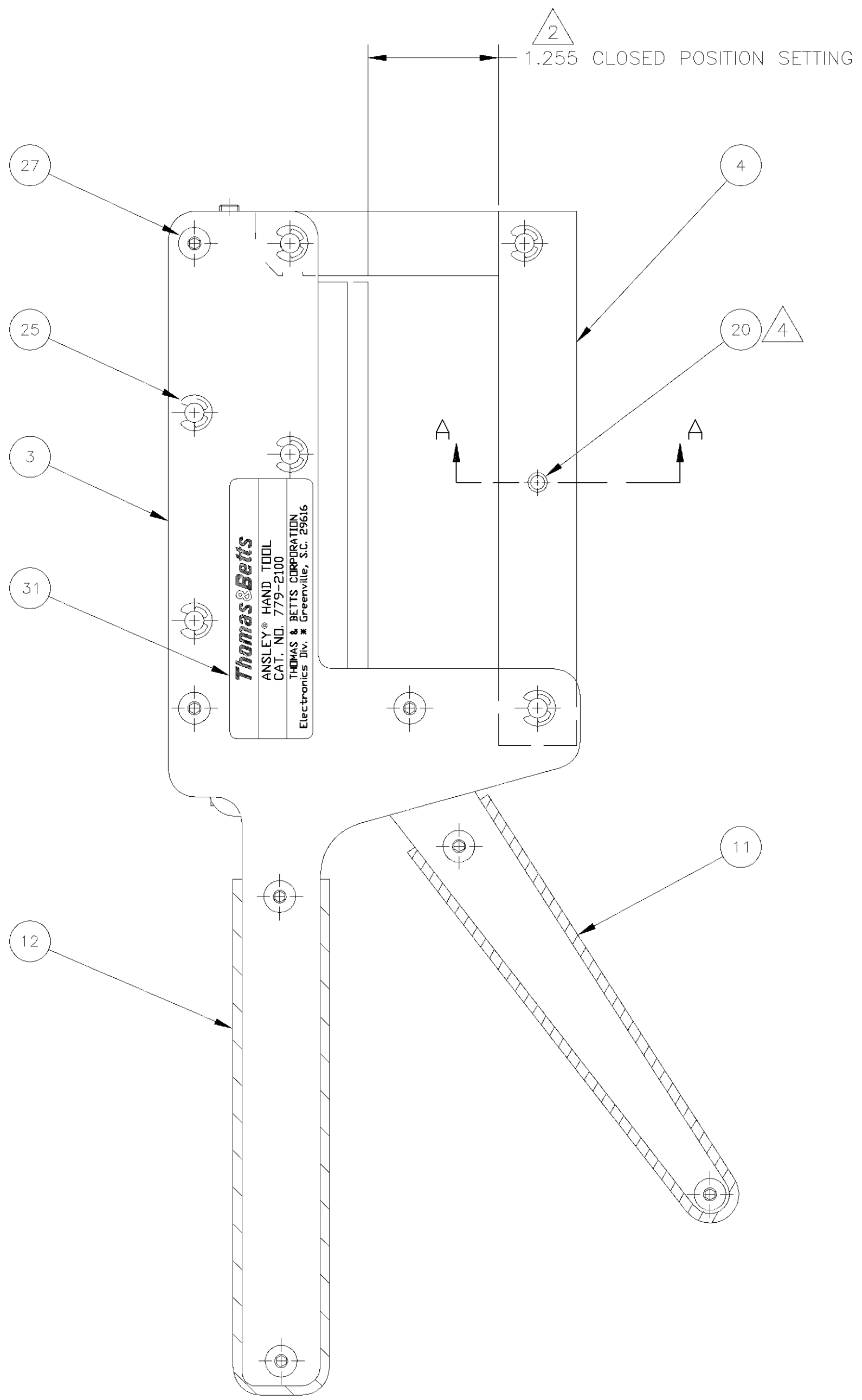
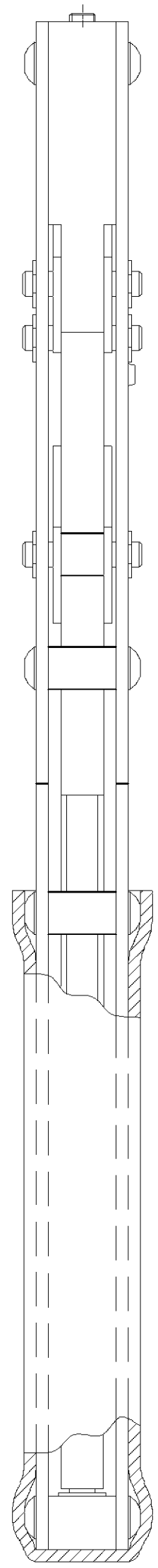
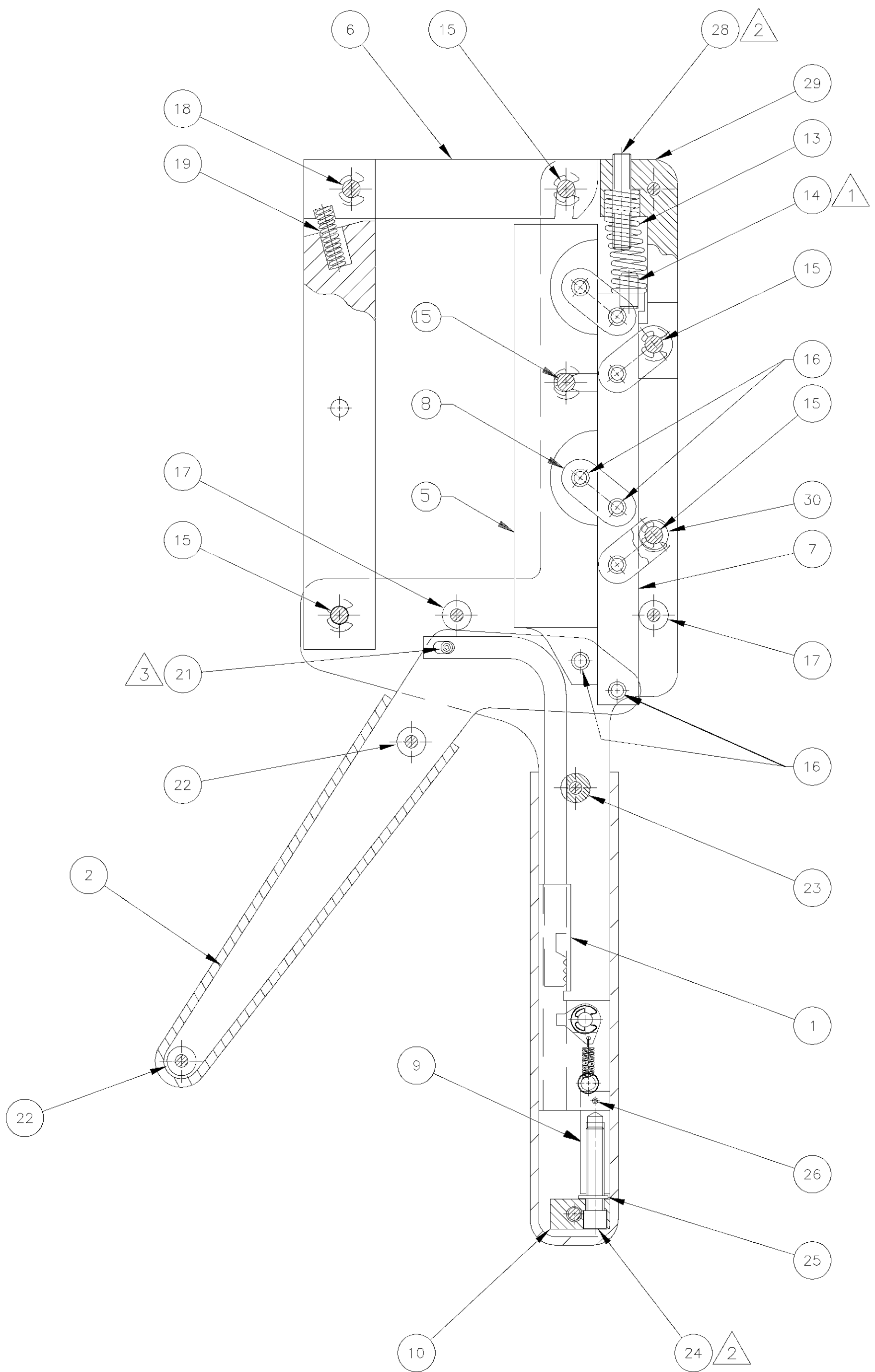


PART NUMBER	REV	FIRST USED
1437000-6	B	-

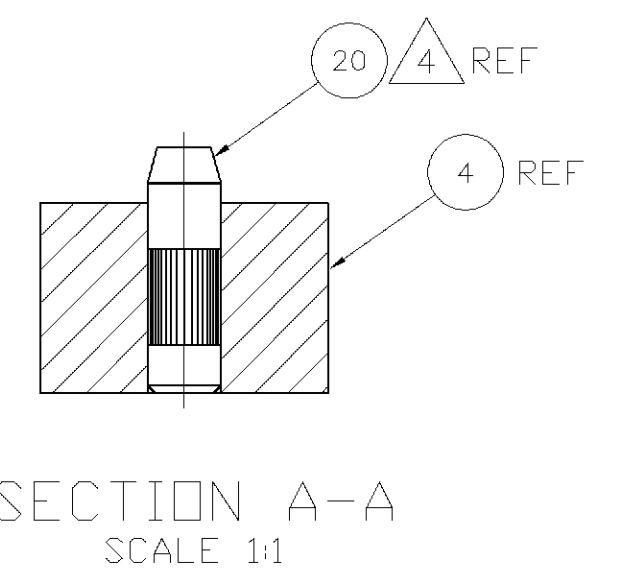
USED ON -

THIS DRAWING IS A CONTROLLED DOCUMENT.

THIS INFORMATION IS CONFIDENTIAL AND PROPRIETARY TO TYCO ELECTRONICS CORPORATION AND ITS WORLDWIDE SUBSIDIARIES AND AFFILIATES. IT MAY NOT BE DISCLOSED TO ANY OTHER PERSON OR ENTITY WITHOUT THE WRITTEN AUTHORIZATION OF TYCO ELECTRONICS CORPORATION, HARRISBURG, PENNSYLVANIA, USA.



- 1 PRESS PIN, ITEM 14, INTO TOGGLE BAR, ITEM 7 WITH LOCTITE COMPOUND 609 OR EQUIVALANT.
- 2 SET CLOSED POSITION OPENING USING SCREW, ITEM 28. THEN SET RATCHET RELEASE USING ADJ SCREW, ITEM 24, FORCE REQUIRED TO RELEASE RATCHET TO BE 10 LBS MIN TO 30 LBS MAX MEASURED AT END OF MOVABLE HANDLE. APPLY LOCTITE 242 OR EQUAL TO THREADS.
- 3 SPIRAL PIN, ITEM 21, MUST NOT PROTRUDE OUTSIDE OF MOVABLE HANDLE PLATES, ITEM 2. SEE SECTION A-A.
- 4 PRESS PIN FLUSH WITH OPPOSITE SIDE. SEE SECTION A-A.



QTY REQD PER ASSY	PART NO	DESCRIPTION	ITEM NO
1	1424735-1	NAMEPLATE	31
1	1424734-1	SPACER,DRILLED	30
1	1424733-1	BLOCK,SPRING MOUNTING	29
1	5-21006-8	SCR,SET,SOC HD,CUP PT,10-32 X 1.00 LG	28
14	2-21002-0	SCR,BHC,8-32 X 1/4 LG	27
1	21118-3	PIN,SLOTTED SPRING	26
13	1-21046-3	RING,RETAINING,EXTERNAL,E	25
1	1424728-1	SCREW,ADJUSTED	24
1	1424727-1	SPACER,MODIFIED THEADED	23
2	1424726-1	SPACER,THREADED	22
1	5-21028-1	PIN,SLOTTED SPRING	21
1	1424724-1	PIN-LATCH	20
1	6-22279-2	SPRING,COMPRESSION	19
1	1424722-1	SHAFT-GROOVED	18
2	1424721-1	SPACER-THREADED	17
8	1424719-1	PIN-PIVOT	16
5	1424720-1	SHAFT-GROOVED	15
1	1424719-2	PIN-PIVOT	14
1	1424718-1	SPRING, COMPRESSION	13
1	1424717-1	FIXED HANDLE GRIP	12
1	1424717-2	MOVABLE HANDLE GRIP	11
1	1424716-1	SPACER-ADJUSTMENT BLOCK	10
1	1424715-1	BLOCK-ADJUSTMENT	9
8	1424714-1	LINK-CONNECTING	8
1	1424713-1	BAR-TOGGLE	7
1	1424712-2	LATCH-PLATEN MOUNTING BAR	6
1	1424711-1	PLATE, UPPER	5
1	1424710-1	BAR-PLATEN MOUNTING	4
2	1424709-1	PLATE-FIXED HANDLE	3
2	1424708-1	PLATE-MOVABLE	2
1	1424700-1	RACHET ASSEMBLY	1
-1	U/M	DESCRIPTION	ITEM NO

FINISH		DWN		MATERIAL		HEAT TREAT	
-		M.YOUNGER		-		-	
DIMENSIONS:		TOLERANCES UNLESS OTHERWISE SPECIFIED:		DHR		11SEPT01	
INCHES		0 PLC ± .005		D.MEYER		11SEPT01	
		1 PLC ± .005		APVD		11SEPT01	
		2 PLC ± .005		D.MEYER		11SEPT01	
		3 PLC ± .005		NAME		HAND TOOL	
		4 PLC ± .005		SCALE		SIZE	
		ANGLES#		1:1		A1	
		SURFACE TEXTURE		DRAWING NO		1437000-6	
		125		SHEET		1 of 1	
				REV		B	

LOC A  
DIST 40