

## Contact insert - HC-BB32-I-CT-F 33-64 - 1406543

Please be informed that the data shown in this PDF Document is generated from our Online Catalog. Please find the complete data in the user's documentation. Our General Terms of Use for Downloads are valid (<http://phoenixcontact.com/download>)



HEAVYCON socket insert, series: BB32, pos. marking: 33 ... 64, 32-pos., crimp connection, with plastic coding profile, can be coded

### Product Features

- For fast coding with plastic profile (Order No. 1410916, type CP-HC-S)

### Key Commercial Data

Packing unit	1 pc
Custom tariff number	85366990
Country of origin	China

### Technical data

#### General

Connection method	Crimp connection
Pollution degree	3
Overvoltage category	III
Number of positions	32+PE
Insertion/withdrawal cycles	≥ 500
Type	B16
Connection in acc. with standard	IEC / EN
Conductor cross section	0.5 mm <sup>2</sup> ... 4 mm <sup>2</sup>
Connection cross section AWG	20 ... 12
Stripping length of the individual wire	7.5 mm
Assembly instructions	- Housing heights of h ≥ 72 mm are recommended when there is a high number of wires.
Connection	Connectors may only be inserted when there is no load/the power is switched off. Contact release by means of CK2,5-EWZ (Order No. 1662722)

#### Ambient conditions

Ambient temperature (operation)	-40 °C ... 125 °C (including heating up of contacts)
---------------------------------	------------------------------------------------------

# Contact insert - HC-BB32-I-CT-F 33-64 - 1406543

## Technical data

### Material data

Flammability rating according to UL 94	V0
Contact material	Copper alloy
Contact surface material	Ag (alternatively Au)
Contact carrier material	PC
Standards/regulations	PC: Fire protection in rail vehicles - requirement sets R22, R23, and R24 acc. to DIN EN 45545-2 (Risk level HL1 - HL3)

### Electrical characteristics

Rated voltage (III/3)	500 V
Rated surge voltage	6 kV
Rated current	16 A

## Classifications

### eCl@ss

eCl@ss 5.1	27143424
eCl@ss 6.0	27143424
eCl@ss 8.0	27440205

### ETIM

ETIM 4.0	EC000438
ETIM 5.0	EC000438

## Approvals

### Approvals

---

#### Approvals

UL Recognized / EAC / CSA

---

#### Ex Approvals

---

#### Approvals submitted

---

### Approval details

# Contact insert - HC-BB32-I-CT-F 33-64 - 1406543

## Approvals


UL Recognized	
mm <sup>2</sup> /AWG/kcmil	12
Nominal current I <sub>N</sub>	16 A
Nominal voltage U <sub>N</sub>	600 V

EAC
-----

CSA	
mm <sup>2</sup> /AWG/kcmil	12
Nominal current I <sub>N</sub>	13.5 A
Nominal voltage U <sub>N</sub>	600 V

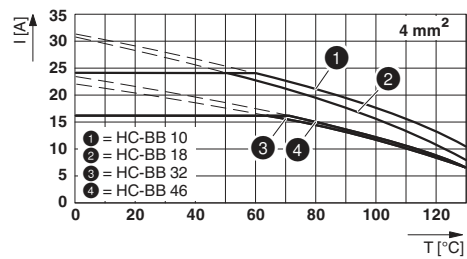
## Drawings

Schematic diagram



Connector pin assignment, connection side

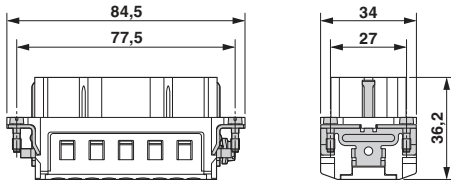
Diagram



Derating diagram (conductor cross section: 4.0 mm<sup>2</sup>)

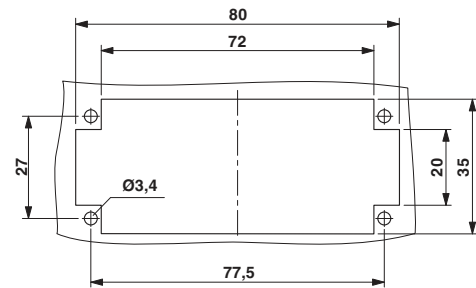
## Contact insert - HC-BB32-I-CT-F 33-64 - 1406543

Dimensional drawing



Female insert

Dimensional drawing



Mounting cutout when used without housing