

5mm (T1 3/4) Package Discrete LED YELLOW, Low Current

BIVAR

5YDL-X

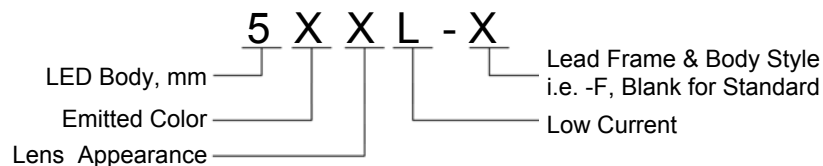
- ◆ Industry Standard 5mm (T1 3/4) Package
- ◆ RoHS Compliant
- ◆ Diffused Lens
- ◆ Available in Flange (F) and Standard (Blank) Lead Frame styles
- ◆ 2 mA Low Operating Current
- ◆ Ideal for Status Indication and Display



Bivar 5mm T1 3/4 Package 2 mA Low Current LED is special binned at 2 mA and is ideal for those applications where lower power budget is required such as solar panel or battery-powered portable devices. Bivar offers diffused LED lens for uniform light output. The Flanged LED is ideal for Panel Mount Clip & Ring assemblies and the Standard Lead frame LED is ideal for vertical spacer assemblies without lead bends.

Part Number	Material	Emitted Color	Peak. Wavelength λ_p (nm) TYP.	Lens Appearance	Viewing Angle
5YDL-F	GaAsP/GaP	YELLOW	590nm	Yellow Diffused	40°
5YDL				Yellow Diffused	45°

Part Number Designation

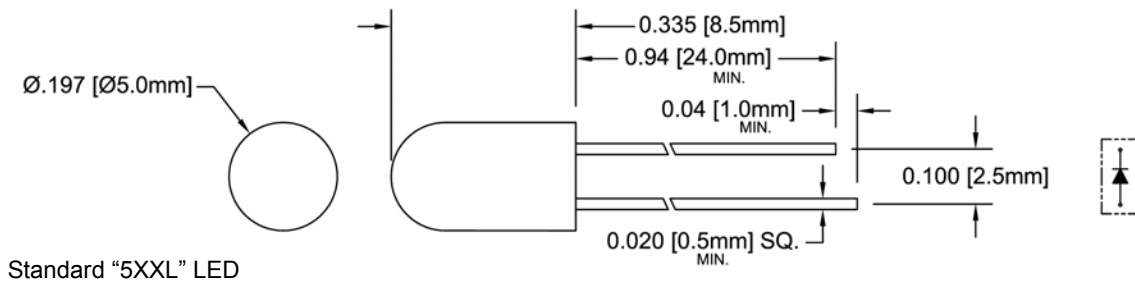
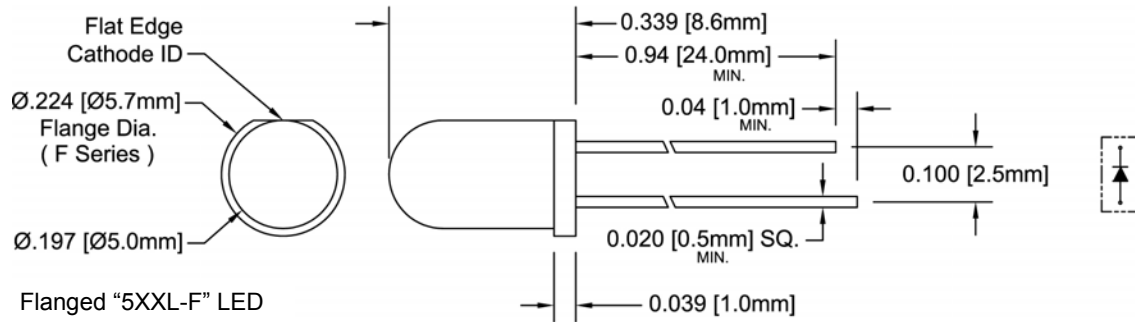


Bivar reserves the right to make changes at any time without notice.

5mm (T1 3/4) Package Discrete LED YELLOW, Low Current



Outline Dimensions



Recommended Mounting
Hole Size = $\varnothing.032^{+.003}_{-.002}$

- Outline Drawings Notes:**
1. All dimensions are in inches [millimeters].
 2. Standard tolerance: $\pm 0.010''$ unless otherwise noted.
 3. Tolerance of overall epoxy outline: $\pm 0.020''$ unless otherwise noted.
 4. Epoxy meniscus may extend to 0.060" max.

Bivar reserves the right to make changes at any time without notice.

5mm (T1 3/4) Package Discrete LED YELLOW, Low Current



Absolute Maximum Ratings

T_A = 25°C unless otherwise noted

Power Dissipation	10 mW
Forward Current (DC)	7 mA
Peak Forward Current ¹	/ mA
Reverse Voltage	5 V
Operating Temperature Range	-25 ~ +85°C
Storage Temperature Range	-30 ~ +100°C
Lead Soldering Temperature (3 mm from the base of the epoxy bulb) ²	260°C

Notes: 1. 10% Duty Cycle, Pulse Width ≤ 0.1 msec. 2. Solder time less than 5 seconds at temperature extreme.

Electrical / Optical Characteristics

T_A = 25°C & I_F = 2 mA unless otherwise noted

Part Number	Forward Voltage (V) ¹			Recommend Forward Current (mA)			Reverse Current (μA)	Dominant Wavelength (nm) ²			Luminous Intensity I _v (mcd)			Viewing Angle 2Θ 1/2 (deg)
	MIN	TYP	MAX	MIN	TYP	MAX	MAX	MIN	TYP	MAX	MIN	TYP	MAX	TYP
5YDL-F	/	2.0	2.6	/	2	/	100	/	/	/	/	4	/	40
5YDL	/	2.0	2.6	/	2	/	100	/	/	/	/	4	/	45

Notes: 1. Tolerance of forward voltage : ±0.05V. 2. Tolerance of dominant wavelength : ±1.0nm.

Bivar reserves the right to make changes at any time without notice.

5mm (T1 3/4) Package Discrete LED YELLOW, Low Current



Typical Electrical / Optical Characteristics

$T_A = 25^\circ\text{C}$ unless otherwise noted

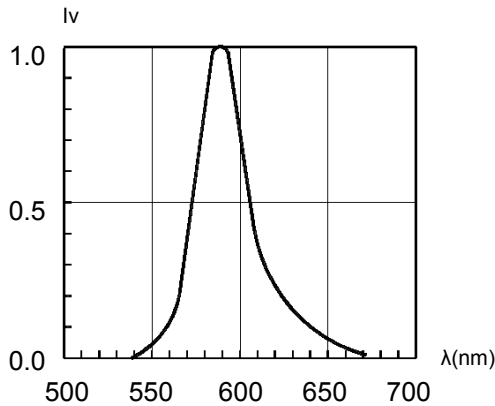


Fig. 1 Relative Luminous Intensity vs. Wavelength

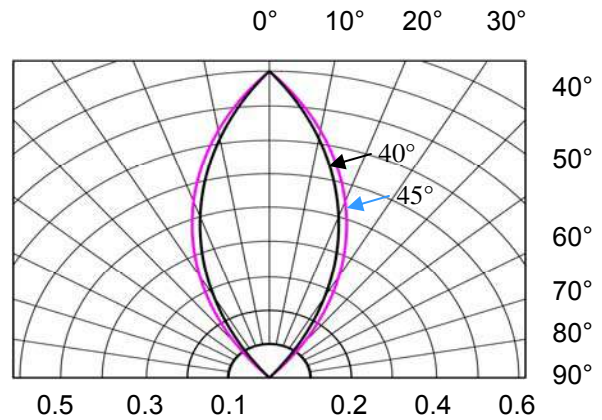


Fig. 2 Directivity Radiation Diagram

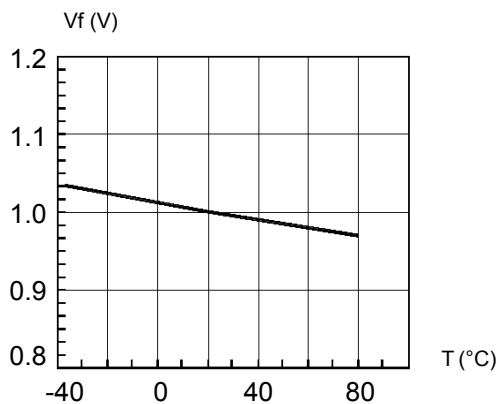


Fig. 3 Forward Voltage vs. Temperature

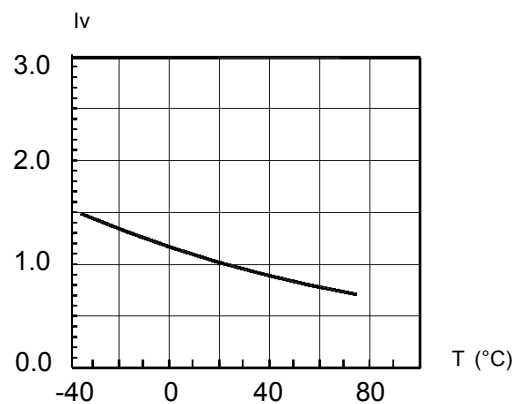


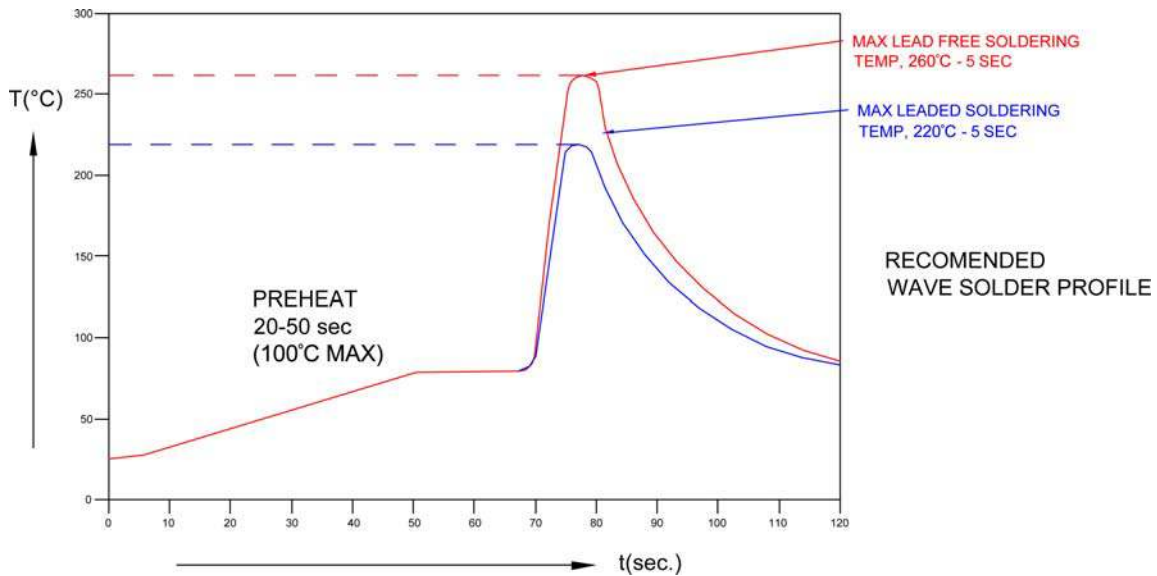
Fig. 4 Relative Luminous Intensity vs. Temperature

Bivar reserves the right to make changes at any time without notice.

5mm (T1 3/4) Package Discrete LED YELLOW, Low Current

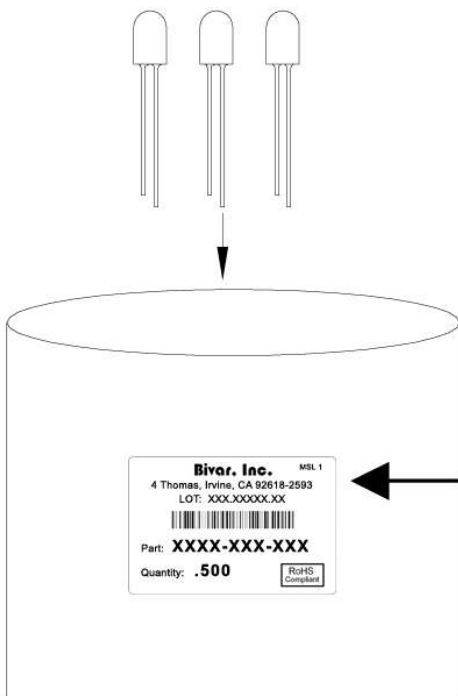


Recommended Soldering Conditions



Recommended Lead Free Wave Soldering Profile	
Preheat Temperature: 100°C Max.	Peak Temperature: 260°C Max.
Preheat Time: 20 ~ 50 Seconds	Solder Time Above 217°C: 5 Seconds Max.
Note: Turn off top heater at preheat to prevent the lamp body directly exposed to the heat source.	

Packaging and Labeling Plan



Bivar, Inc. MSL 1

4 Thomas, Irvine, CA 92618-2593
 LOT: XXX.XXXXX.XX



Part: **XXXX-XXX-XXX**

Quantity: **.500**

RoHS Compliant

AntiStatic Poly Bag with Desiccant
(500 pcs Max. per Bag)

Bivar reserves the right to make changes at any time without notice.