


TT-STTB-PE-24

Order No.: 2858182

The illustration shows version TT-STTB-PE 12

<http://eshop.phoenixcontact.de/phoenix/treeViewClick.do?UID=2858182>

Spring-cage terminal block with PE foot and suppressor diode as fine surge protection, nominal voltage: 24 V DC, for mounting on NS 35/7.5

Commercial data	
GTIN (EAN)	 4 017918 877897
sales group	J300
Pack	25 pcs.
Customs tariff	85363010
Catalog page information	Page 105 (TT-2009)

Product notes

WEEE/RoHS-compliant since:
05/31/2006



<http://www.download.phoenixcontact.com>
Please note that the data given here has been taken from the online catalog. For comprehensive information and data, please refer to the user documentation. The General Terms and Conditions of Use apply to Internet downloads.

Technical data

General

Housing material	PA 6.6
Inflammability class acc. to UL 94	V0
Color	black

Standards for air and creepage distances	IEC 60664-1: 1992-10
	VDE 0110-1
Total surge current (8/20) μ s	119 A
Ambient temperature (operation)	-40 °C ... 85 °C
Mounting type	DIN rail: 35 mm
Design	Double-level terminal block with PE foot
Degree of protection	IP20
Direction of action	Line-Earth Ground
Width	6.20 mm
Height	47.50 mm
Length	83.50 mm

Protective circuit

IEC category	C3
VDE requirement class	C3
Nominal voltage U_N	24 V DC
Maximum continuous operating voltage U_C	40 V DC
	28 V AC
Maximum continuous voltage U_C (wire-ground)	40 V DC
	28 V AC
Nominal current I_N	32 A ($\leq 60^\circ\text{C}$)
Operating effective current I_C at U_C	$\leq 5 \mu\text{A}$
Ground conductor current I_{PE}	$\leq 5 \mu\text{A}$
Nominal discharge surge current I_n (8/20) μ s (Core-Earth)	119 A
Total surge current (8/20) μ s	119 A
Max. discharge surge current I_{max} (8/20) μ s maximum (Core-Core)	119 A
Max. discharge surge current I_{max} (8/20) μ s maximum (Core-Earth)	119 A
Nominal pulse current I_{an} (10/1000) μ s (Core-Core)	23 A
Nominal pulse current I_{an} (10/1000) μ s (Core-Earth)	23 A
Output voltage limitation at 1 kV/ μ s (Core-Earth) static	≤ 60 V
Residual voltage at I_n , (conductor-conductor)	≤ 80 V
Residual voltage at I_n , (conductor-ground)	≤ 80 V

Residual voltage with I_{an} (10/1000) μ s (conductor-conductor)	≤ 65 V
Residual voltage with I_{an} (10/1000) μ s (conductor-ground)	≤ 65 V
Protection level U_p (Core-Core)	55 V (C3 (10 A))
Response time t_A (Core-Earth)	≤ 1 ns
Input attenuation a_E , asym.	Typ. 0.1 dB (≤ 400 kHz/150 Ω)
Cut-off frequency f_g (3 dB), asym. (PE) in 150 Ohm system	Typ. 2 MHz
Capacity (Core-Earth)	1.1 nF (With 1 MHz)
Surge carrying capacity in acc. with IEC 61643-21 (Core-Core)	C3 (10 A)
Surge carrying capacity in acc. with IEC 61643-21 (Core-Earth)	C3 (10 A)

Connection data

Type of connection	Spring-cage connection
Connection type IN	Spring-cage
Connection type OUT	Spring-cage
Conductor cross section stranded min.	0.5 mm ²
Conductor cross section stranded max.	4 mm ²
Conductor cross section solid min.	0.5 mm ²
Conductor cross section solid max.	6 mm ²
Conductor cross section AWG/kcmil min.	20
Conductor cross section AWG/kcmil max	10

Connection, protective circuit

Standards/regulations	IEC 61643-21
-----------------------	--------------

Certificates / Approvals

Certification

GOST

Accessories

Item	Designation	Description
Assembly		
3030747	ATP-STTB 4	Partition plate, Length: 88.7 mm, Width: 2 mm, Height: 53 mm, Color: gray

General		
2858496	TT-D-STTB BK	End cover for TERMITRAB TT-STTB-..., width: 2.2 mm, color: Black

Marking		
1051993	B-STIFT	Marker pen, for manual labeling of unprinted Zack strips, smear-proof and waterproof, line thickness 0.5 mm
1051016	ZB 6,LGS:FORTL.ZAHLEN	Zack marker strip, 10-section, printed horizontally: with the numbers 1 - 10, 11 - 20 and so on up to 491 - 500, color: white
1051414	ZB 6,LGS:L1-N,PE	Zack strip, printed horizontally, strips with 10 labels, L1, L2, L3, N, PE, L1, L2, L3, N, PE, color: white
1051430	ZB 6,LGS:U-N	Zack strip, printed horizontally: 10-section, U, V, W, N, GND, U, V, W, N, GND, color: white
1050499	ZB 6:SO/CMS	Zack strip, 10-section, divisible, special printing, marking according to customer requirements
1051003	ZB 6:UNBEDRUCKT	Zack strip, unprinted, strips with 10 labels for individual labeling with M-PEN or CMS system, for terminal block width: 6.2 mm, color: white
0808749	ZBF 6,LGS:FORTL.ZAHLEN	Zack marker strip, flat, printed horizontally: 10-section, with the numbers 1 - 10, 11 - 20, and so on up to 91 - 100, color: white
0808736	ZBF 6/WH-100:UNBEDRUCKT	Zack strip, flat, unprinted: 10-section, for individual labeling with M-PEN or ZBF-T, large batch, sufficient for labeling 1000 terminal blocks, color: white
0808710	ZBF 6:UNBEDRUCKT	Zack strip, flat, unprinted: 10-section, for individual labeling with M-PEN or ZBF-T, sufficient for 100 terminal blocks, color: white

Additional products

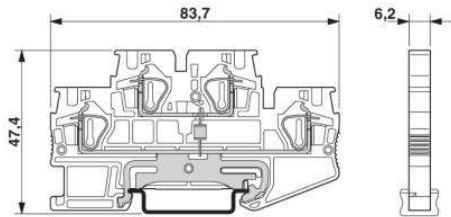
Item	Designation	Description
Assembly		
3030747	ATP-STTB 4	Partition plate, Length: 88.7 mm, Width: 2 mm, Height: 53 mm, Color: gray
2839295	SSA 3-6	shield fast connections for conductor diameter 3 - 6 mm. Potential connection cable: 200 mm, black
2839512	SSA 5-10	Shield fast connection for conductor diameters 5 - 10 mm. Potential connection cable: 200 mm, black

General

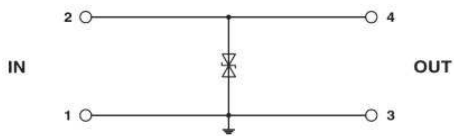
2858496	TT-D-STTB BK	End cover for TERMITRAB TT-STTB-..., width: 2.2 mm, color: Black
---------	--------------	--

Diagrams/Drawings

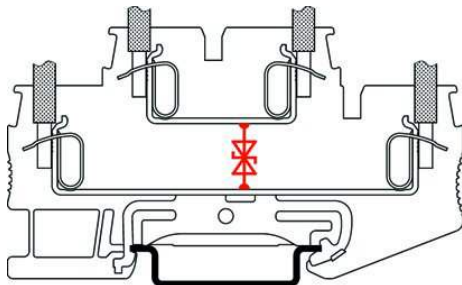
Dimensioned drawing



Circuit diagram



Schematic diagram



Address

PHOENIX CONTACT Deutschland GmbH
Flachmarktstr. 8
32825 Blomberg, Germany
Phone +49 5235 3 12000
Fax +49 5235 3 41200
<http://www.phoenixcontact.de>



© 2011 Phoenix Contact
Technical modifications reserved;