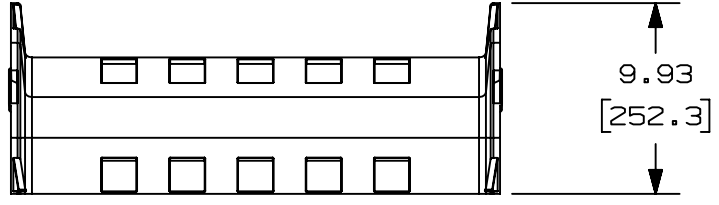


2

1

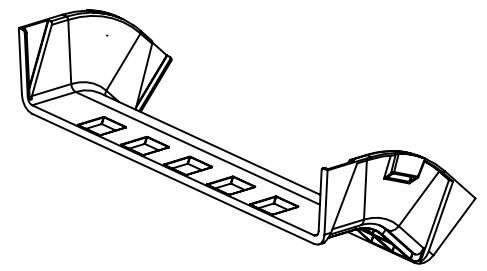
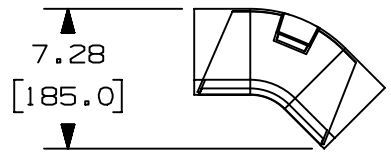
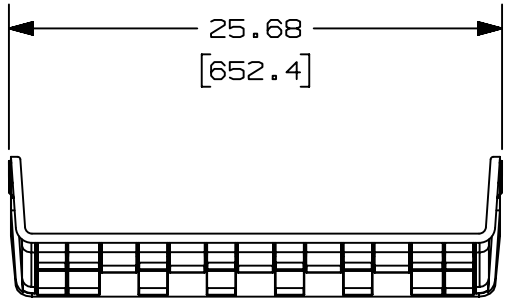
THIS COPY IS PROVIDED ON A RESTRICTED BASIS AND IS NOT TO BE USED IN ANY WAY DETRIMENTAL TO THE INTERESTS OF PANDUIT CORP.

PANDUIT PART NUMBER	WEIGHT	MATERIAL
FROV4524X4	2.12 LB/EACH (962g/EACH)	ABS
FROV4524X4L	2.12 LB/EACH (962g/EACH)	PC/ABS



NOTES:

1. SEE CURRENT CATALOG FOR ADDITIONAL PART SUFFIXES TO INDICATE COLOR AND/OR PACKAGE QUANTITY.
2. THE FIBERRUNNER 24x4 OUTSIDE VERTICAL 45° ANGLE FITTING IS DESIGNED WITH A MINIMUM 3" (76.2) BEND RADIUS TO PROTECT FIBER OPTIC CABLES.
3. DIMENSIONS IN PARENTHESES ARE IN METRIC.



00B	8/28/2020	MES	DWR	DWR	UPDATED TITLEBLOCK, ADDED PART NUMBER				V09002DZ/11

TITLE		FIBERRUNNER 24x4 OUTSIDE VERTICAL 45° ANGLE FITTING (FROV4524X4, FROV4524X4L)	
ITEM REVISION NAME		CUSTOMER DRAWING	
DATASET FILE NAME		D39701CP/00	
DATASET FILE NAME		D39701CP_DC/00B FROV4524X4	
UNLESS OTHERWISE SPECIFIED, DIMENSIONAL TOLERANCES ARE:		MATERIAL:	
(.X) ± (.XXX) ±		SEE PART NUMBER TABLE ABOVE	
(.XX) ±.03 (.8) ANGLES ±		DRAWING NUMBER:	
THIRD ANGLE PROJECTION		39701-24	
DRAWN BY	DATE	CHK	SCALE
MSO	10-21-08	SL	NONE
REV	DATE	BY	CHK
DESCRIPTION	ECN	SHT 1 OF 1	SIZE
			A

2

1

D10.100DA/20