

1565373-4 ✓ ACTIVE

TH/.025 Connector System

TE Internal #: 1565373-4

PCB Mount Header, Horizontal, Wire-to-Board, 28 Position, 2.2 mm [.087 in] Centerline, Fully Shrouded, Tin, TH/.025 Connector System

[View on TE.com >](#)



Connectors > PCB Connectors > PCB Headers & Receptacles > Signal Header



Connector System: **Wire-to-Board**

Number of Positions: **28**

Centerline (Pitch): **2.2 mm [.087 in]**

Sealable: **No**

PCB Mount Orientation: **Horizontal**

[All Signal Header \(446\)](#)

Features

Product Type Features

Hybrid Header	No
Connector Shape	Rectangular
PCB Connector Assembly Type	PCB Mount Header
Header Type	Fully Shrouded
Connector System	Wire-to-Board
Sealable	No
Connector & Contact Terminates To	Printed Circuit Board

Configuration Features

Number of Sections	1
Number of Signal Positions	28
Number of Positions	28
PCB Mount Orientation	Horizontal
Number of Rows	2



Electrical Characteristics

Voltage Rating (Max)	12 VDC
Nominal Voltage Architecture	12 V
Operating Voltage	12 VDC

Body Features

Primary Product Color	Natural
-----------------------	---------

Contact Features

Contact Size	.63mm
Contact Type	Tab
Mating Tab Width	.64 mm[.025 in]
Mating Tab Thickness	.64 mm[.025 in]
Contact Mating Area Plating Material	Tin

Termination Features

Termination Method to Printed Circuit Board	Through Hole - Solder
---	-----------------------

Mechanical Attachment

Mounting Holes	With
Mating Retention	With
Mating Alignment	With
PCB Mount Alignment	Without
Panel Mount Feature	Without
PCB Mount Retention	Without
Mating Retention Type	Locking Interface

Housing Features

Centerline (Pitch)	2.2 mm[.087 in]
--------------------	-----------------

Dimensions

Connector Length	24.47 mm[.963 in]
Connector Width	36.2 mm[1.425 in]
PCB Thickness (Recommended)	1.2 – 1.6 mm[.047 – .063 in]
Profile Height from PCB	15.5 mm[.61 in]

Usage Conditions

Operating Temperature (Max)	65 °C, 70 °C, 75 °C, 80 °C, 85 °C, 90 °C, 100 °C, 105 °C[149 °F][158 °F][167 °F][176 °F][185 °F][194 °F][212 °F][221 °F]
-----------------------------	--



Operating Temperature Range	-30 – 105 °C[-22 – 221 °F]
-----------------------------	----------------------------

Operation/Application

Shielded	No
Circuit Application	Signal

Industry Standards

UL Flammability Rating	None
------------------------	------

Packaging Features

Packaging Type	Tube
Packaging Quantity	12

Product Compliance

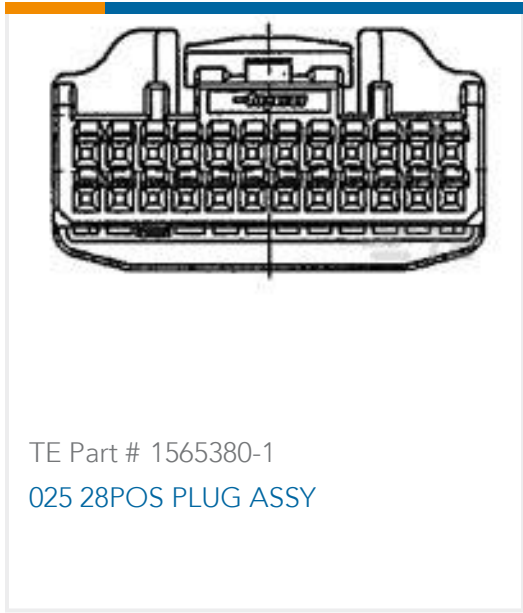
[For compliance documentation, visit the product page on TE.com>](#)

EU RoHS Directive 2011/65/EU	Compliant
EU ELV Directive 2000/53/EC	Compliant
China RoHS 2 Directive MIIT Order No 32, 2016	No Restricted Materials Above Threshold
EU REACH Regulation (EC) No. 1907/2006	Current ECHA Candidate List: JUNE 2023 (235) Candidate List Declared Against: JUNE 2023 (235) Does not contain REACH SVHC
Halogen Content	Low Halogen - Br, Cl, F, I < 900 ppm per homogenous material. Also BFR/CFR/PVC Free
Solder Process Capability	Wave solder capable to 240°C

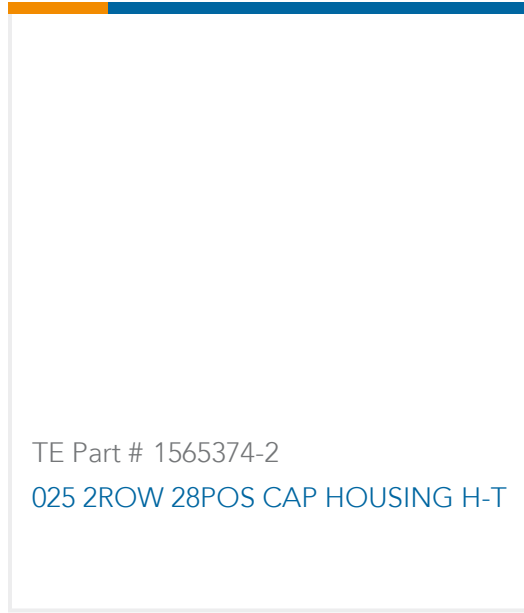
Product Compliance Disclaimer

This information is provided based on reasonable inquiry of our suppliers and represents our current actual knowledge based on the information they provided. This information is subject to change. The part numbers that TE has identified as EU RoHS compliant have a maximum concentration of 0.1% by weight in homogenous materials for lead, hexavalent chromium, mercury, PBB, PBDE, DBP, BBP, DEHP, DIBP, and 0.01% for cadmium, or qualify for an exemption to these limits as defined in the Annexes of Directive 2011/65/EU (RoHS2). Finished electrical and electronic equipment products will be CE marked as required by Directive 2011/65/EU. Components may not be CE marked. Additionally, the part numbers that TE has identified as EU ELV compliant have a maximum concentration of 0.1% by weight in homogenous materials for lead, hexavalent chromium, and mercury, and 0.01% for cadmium, or qualify for an exemption to these limits as defined in the Annexes of Directive 2000/53/EC (ELV). Regarding the REACH Regulation, the information TE provides on SVHC in articles for this part number is based on the latest European Chemicals Agency (ECHA) 'Guidance on requirements for substances in articles' posted at this URL: <https://echa.europa.eu/guidance-documents/guidance-on-reach>

Compatible Parts




TE Part # 1565380-1
025 28POS PLUG ASSY

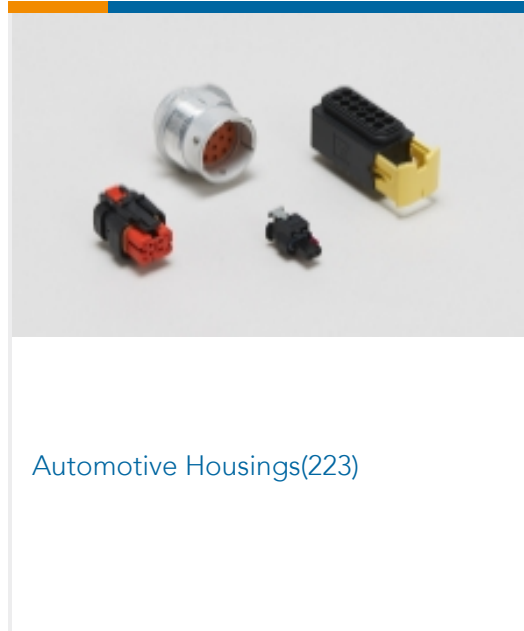


TE Part # 1565374-2
025 2ROW 28POS CAP HOUSING H-T

Also in the Series | TH/.025 Connector System



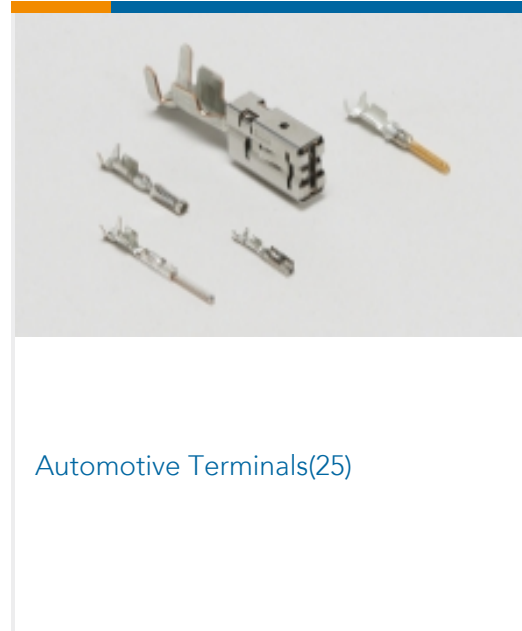
Automotive Connector Caps & Covers (6)



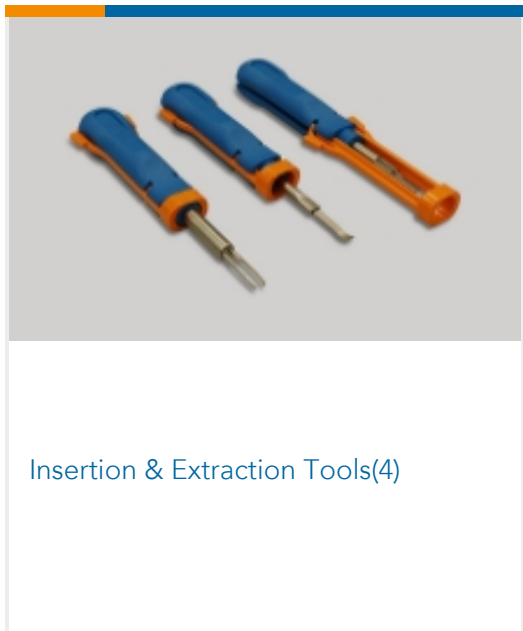
Automotive Housings(223)




Automotive Seals & Cavity Plugs(2)



Automotive Terminals(25)



Insertion & Extraction Tools(4)



Other Automotive Connector Accessories(5)



PCB Headers & Receptacles(163)

Customers Also Bought



TE Part #4-1625971-3
Power Resistors: Aluminum Housed, HSA



TE Part #2-1879073-6
THS10 39R 5%



TE Part #1746909-1
Signal Header



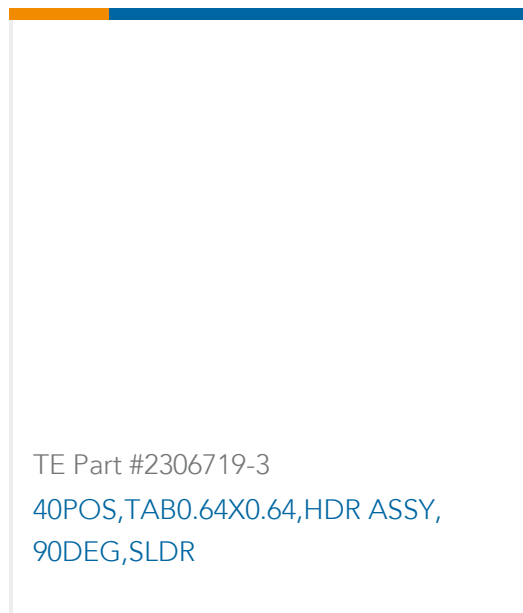
TE Part #2288662-1
0.5/1.5 86P CAP ASSEMBLY



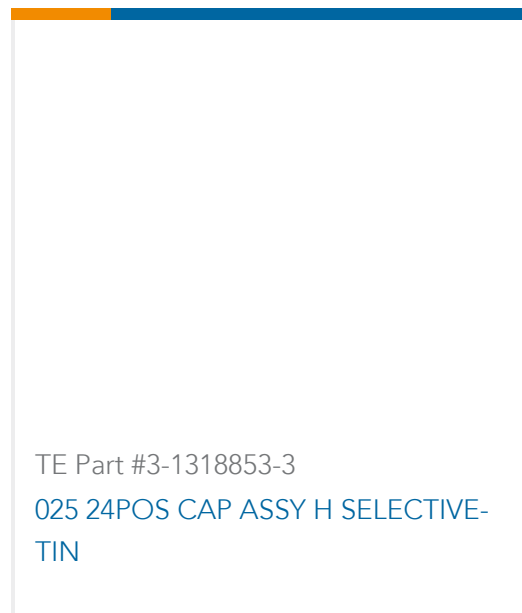
TE Part #2315530-1
5PORT,MATENET,HDR ASSY,180DEG, COD A



TE Part #3-2176512-3
CJP 800W 1K0 5% Lead



TE Part #2306719-3
40POS,TAB0.64X0.64,HDR ASSY, 90DEG,SLDR



TE Part #3-1318853-3
025 24POS CAP ASSY H SELECTIVE-TIN



Documents

Product Drawings

025 28POS CAP ASSY H SELECTIVE-TIN

Japanese

CAD Files

Customer View Model

[ENG_CVM_CVM_1565373-4_J1.3d_igs.zip](#)

English

Customer View Model

[ENG_CVM_CVM_1565373-4_J1.3d_stp.zip](#)

English

Customer View Model

[ENG_CVM_CVM_1565373-4_J1.2d_dxf.zip](#)

English

3D PDF

3D

By downloading the CAD file I accept and agree to the [Terms and Conditions](#) of use.

Product Specifications

Crimping of 025 Receptacle Contact

Japanese

Application Specification

Japanese

Instruction Sheets

Instruction Sheet (non U.S.)

English

Instruction Sheet (non U.S.)

Japanese