

XCKVR44D1H29

Limit switch, Limit switches XC Standard, XCKVR, stay put crossed rods lever 6 mm, 2x(NC+NO), slow, M20



Main

| | |
|-------------------------------|--|
| Range of Product | OsiSense XC |
| Series name | Special format |
| Product or Component Type | Limit switch |
| Product Specific Application | For hoisting and mechanical handling applications |
| Device short name | XCKVR |
| Body type | Fixed |
| Head type | Rotary head |
| Material | Plastic |
| Body Material | (PBT+PC)-GF30 FR |
| Head material | (PBT+PC)-GF30 FR |
| Fixing Mode | By the body |
| Movement of operating head | Rotary |
| Type of operator | Stay put crossed rods lever metal square rod 6 mm, L = 200 mm |
| Type of approach | Lateral approach, 2 directions |
| Cable entry | 1 entry tapped and 2 breakout holes for M20 x 1.5 cable gland 0.28...0.51 in (7...13 mm) |
| Number of poles | 4 |
| Contacts type and composition | 2 x (1 NC + 1 NO) |
| Contact operation | Slow-break, break before make |

Complementary

| | |
|---|--|
| Switch actuation | By any moving part |
| Electrical connection | Screw-clamp terminals 1 x 0.5...2 x 2.5 mm ² |
| Contacts insulation form | Zb |
| Number of steps | 4 electrical positions |
| Contact block per direction [control circuit] | 2 per direction |
| Positive opening | Without |
| Minimum torque for tripping | 4.43 lbf.in (0.5 N.m) |
| Minimum actuation speed | 6 m/min |
| Maximum actuation speed | 4.92 ft/s (1.5 m/s) actuation point on the rod between 65 and 95 mm |
| Maximum displacement angle | -180 ° 180 ° |
| Contact code designation | A300, AC-15 (Ue = 240 V), Ie = 3 A 10 A EN/IEC 60947-5-1 appendix A Q150, DC-13 (Ue = 125 V), Ie = 0.55 A EN/IEC 60947-5-1 appendix A |
| [Ui] rated insulation voltage | 300 VUL 508 300 VCSA C22.2 No 14 500 V 3)EN/IEC 60947-1 |
| Maximum resistance across terminals | 25 MOhm IEC 60255-7 category 3 |
| [Uimp] rated impulse withstand voltage | 6 KV IEC 60664 6 kV EN/IEC 60947-1 |
| Short-circuit protection | 10 A cartridge fuse gG |
| Mechanical durability | 1000000 cycles |
| Width | 7.87 in (200 mm) |
| Height | 7.87 in (200 mm) |

| | |
|-------------------------------|------------------------|
| Depth | 2.24 in (57 mm) |
| Net Weight | 0.71 lb(US) (0.32 kg) |
| Terminals description ISO n°1 | (21-22)NC (13-14)NO |

Environment

| | |
|---------------------------------------|---|
| Shock resistance | 50 gn EN/IEC 60068-2-27 |
| Vibration resistance | 25 gn 10...500 Hz)EN/IEC 60068-2-6 |
| IP degree of protection | IP65 conforming to EN/IEC 60529 |
| IK degree of protection | IK04 EN 50102 |
| Electrical shock protection class | Class II IEC 60536 |
| Ambient Air Temperature for Operation | -13...158 °F (-25...70 °C) |
| Ambient Air Temperature for Storage | -40...158 °F (-40...70 °C) |
| Protective treatment | TC |
| Product Certifications | CE CSA CCC UL |
| Standards | UL 508 CSA C22.2 No 14 EN/IEC 60947-5-1 |




Ordering and shipping details

| | |
|-----------------------|----------------------------------|
| Category | 22449-LIMIT SWITCHES,ACCESSORIES |
| Discount Schedule | T |
| GTIN | 3389119077477 |
| Nbr. of units in pkg. | 1 |
| Package weight(Lbs) | 13.58 oz (385.0 g) |
| Returnability | No |
| Country of origin | ID |

Packing Units

| | |
|------------------------------|--------------------------|
| Unit Type of Package 1 | PCE |
| Package 1 Height | 3.07 in (7.8 cm) |
| Package 1 width | 7.68 in (19.5 cm) |
| Package 1 Length | 3.54 in (9 cm) |
| Unit Type of Package 2 | S02 |
| Number of Units in Package 2 | 6 |
| Package 2 Weight | 6.40 lb(US) (2.901 kg) |
| Package 2 Height | 5.91 in (15 cm) |
| Package 2 width | 11.81 in (30 cm) |
| Package 2 Length | 15.75 in (40 cm) |
| Unit Type of Package 3 | PAL |
| Number of Units in Package 3 | 96 |
| Package 3 Weight | 116.27 lb(US) (52.74 kg) |
| Package 3 Height | 30.31 in (77 cm) |
| Package 3 width | 23.62 in (60 cm) |
| Package 3 Length | 31.50 in (80 cm) |

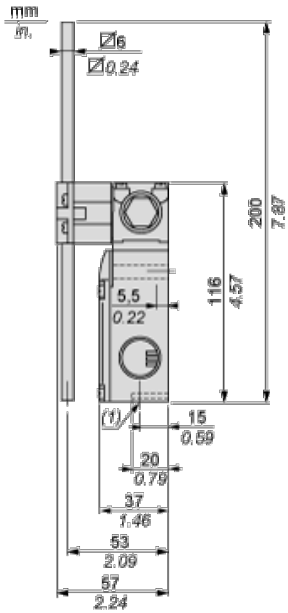
Offer Sustainability

| | |
|----------------------------|---|
| California proposition 65 | WARNING: This product can expose you to chemicals including: Diisononyl phthalate (DINP), which is known to the State of California to cause cancer, and Di-isodecyl phthalate (DIDP), which is known to the State of California to cause birth defects or other reproductive harm. For more information go to www.P65Warnings.ca.gov |
| REACH Regulation |  REACH Declaration |
| EU RoHS Directive | Pro-active compliance (Product out of EU RoHS legal scope)  EU RoHS Declaration |
| Mercury free | Yes |
| RoHS exemption information |  Yes |

Contractual warranty

| | |
|----------|-----------|
| Warranty | 18 months |
|----------|-----------|

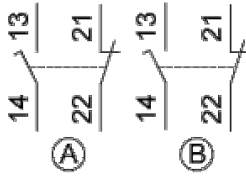
Dimensions



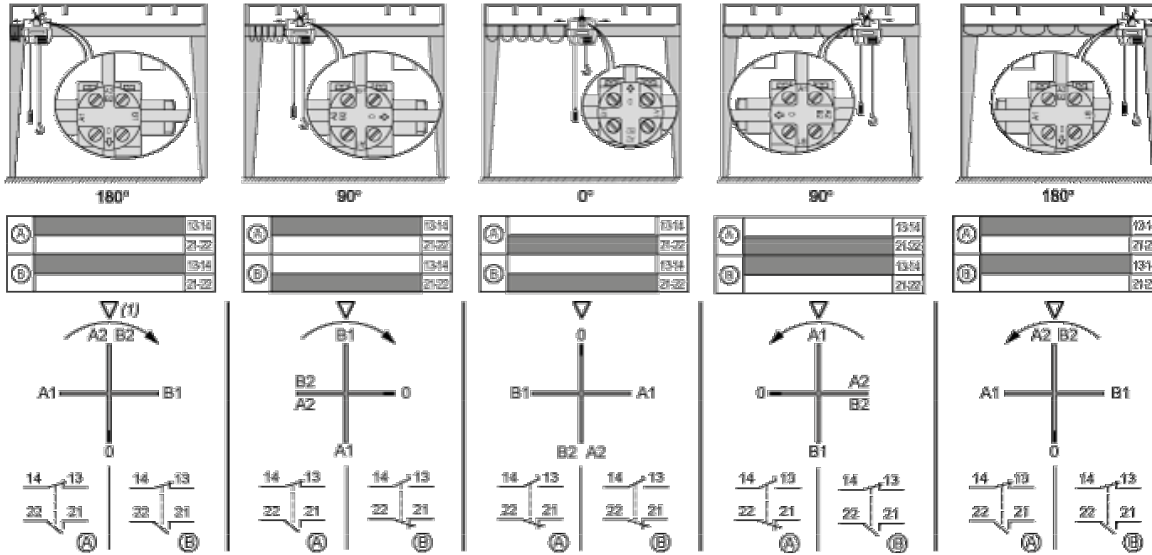
(1) 1 tapped entry ISO M20x1.5

Wiring Diagram

2 x 2-pole NC+NO Break Before Make, Slow Break



Functionnal Diagram



(1) Triangle symbol marked on top of head.