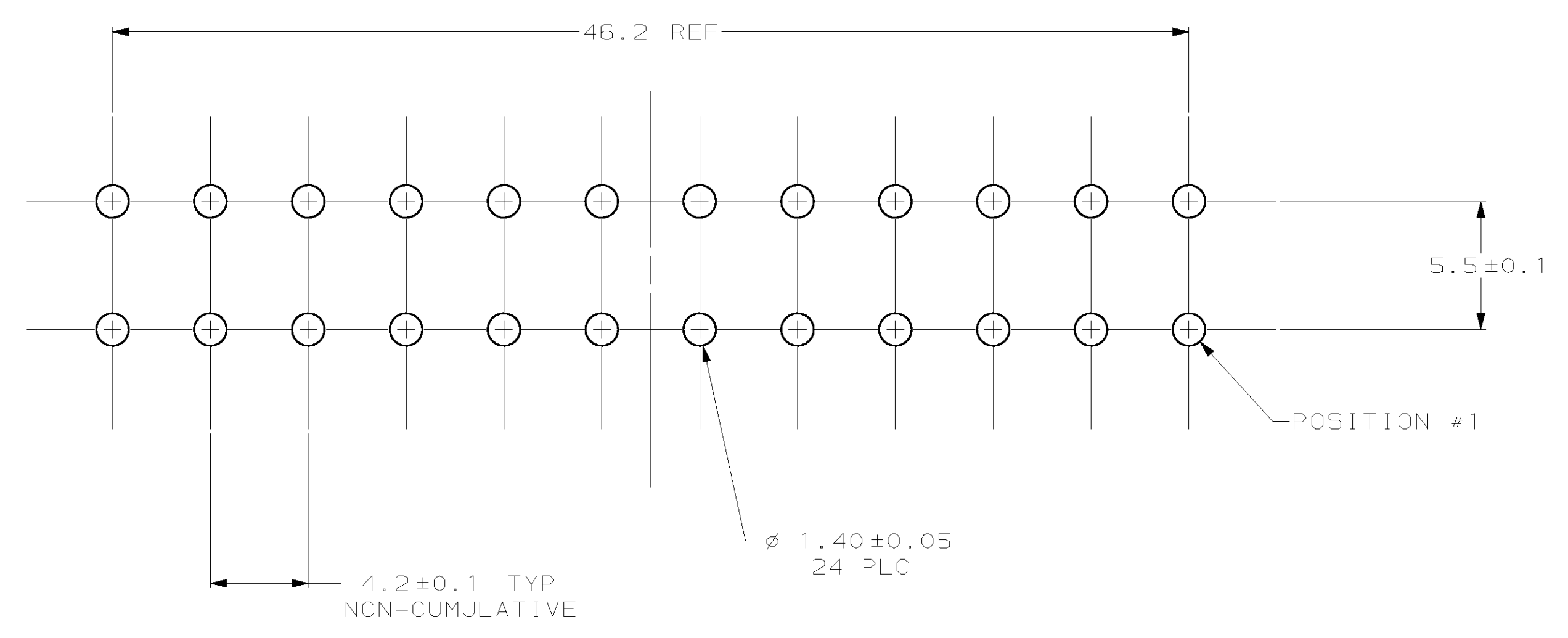
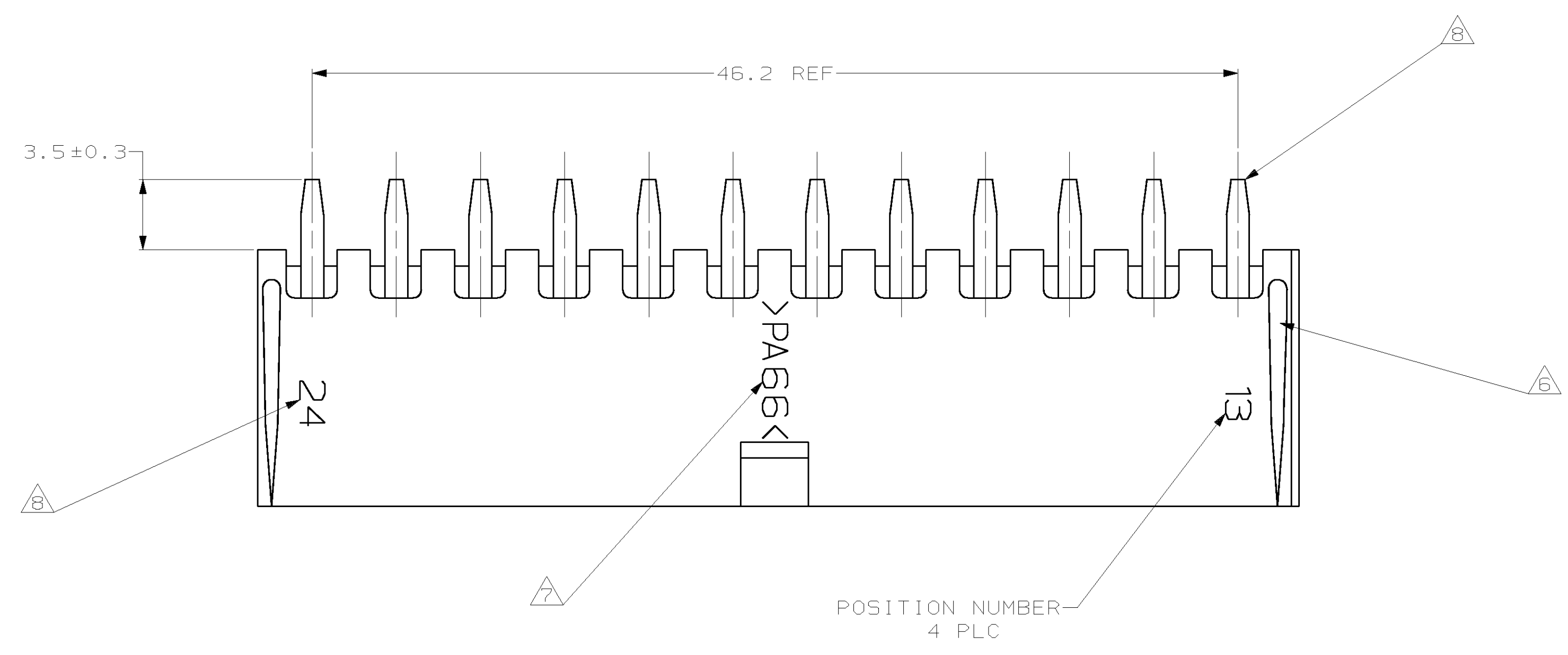
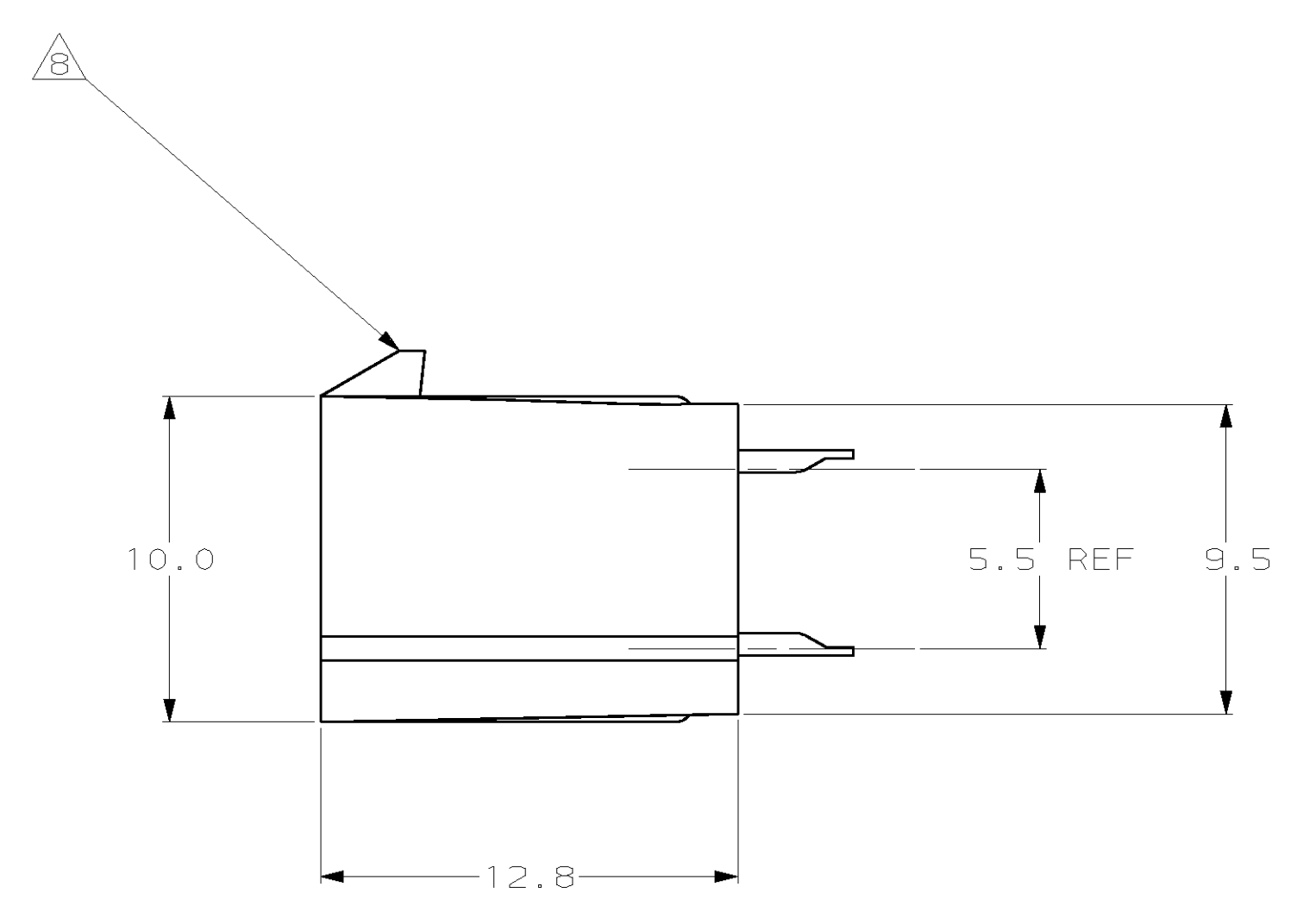
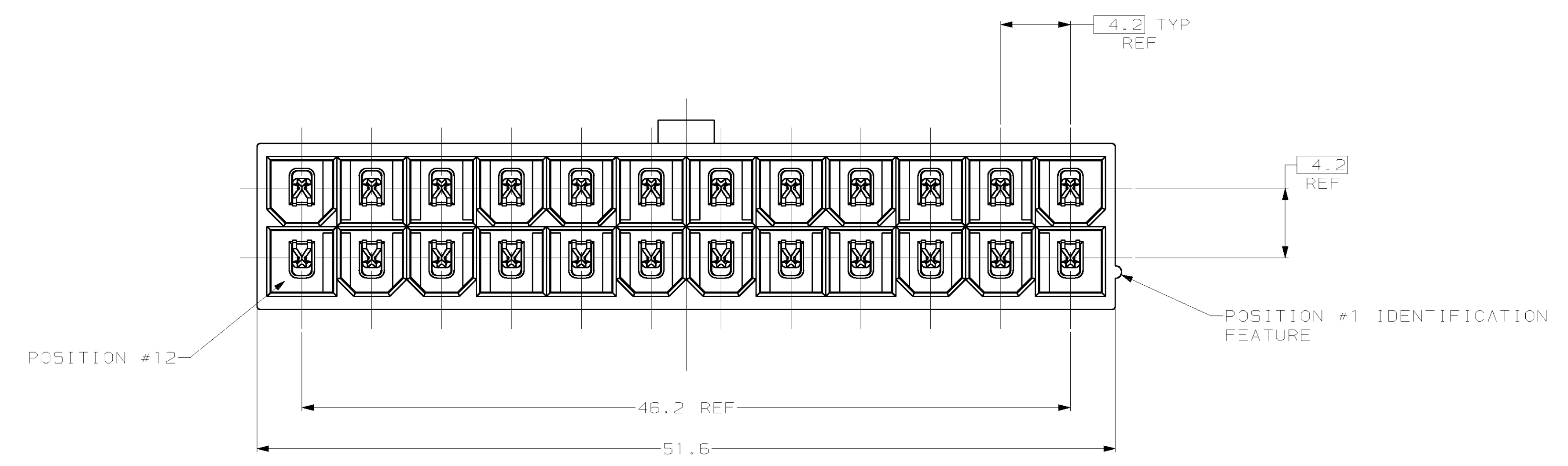


LOC		DIST		REVISIONS			
REV	DATE	BY	CHK	DESCRIPTION	DATE	OWN	APPROV
A	REV PER EC	061B-0049-99			19-APR-99	JH	RS

- ① MATERIAL: HOUSING - NYLON, UL94V-2 (COLOR - NATURAL, COLOR OF PARTS MAY VARY). CONTACTS - 0.25 THK COPPER ALLOY.
- ② CONTACT FINISH: 0.003 MIN THK TIN-LEAD OVER 0.00127 MIN THK NICKEL OVER ENTIRE CONTACT.
- ③ CONTACT FINISH: 0.00076 MIN THK GOLD PLATE ON PIN MATING SURFACE, 0.003 MIN THK TIN-LEAD PLATE ON SOLDER TAIL, ALL OVER 0.00127 MIN THK NICKEL BASE PLATE.
- 4. SOLDER TAIL MEETS AMP SOLDERABILITY SPECIFICATION 109-11-2.
- 5. MATES WITH SIMILARLY PLATED AMP-DUAC™ POWER CONNECTOR RECEPTACLE HOUSINGS/SOCKET CONTACTS.
- ⑥ RIBS ON FOUR CORNERS OPTIONAL.
- ⑦ AMP LOGO AND MATERIAL ID MAY BE LOCATED ON EITHER LONG SIDE OF PART.
- ⑧ SIZE, SHAPE OR STYLE OF THIS FEATURE MAY VARY.



RECOMMENDED MOUNTING HOLE PATTERN FOR 1.78 MAX THICK P.C. BOARD COMPONENT SIDE SHOWN



①	③	①	①	794360-2
①	②	①	①	794360-1
MATERIAL	FINISH	MATERIAL	COLOR	PART NO
CONTACT		HOUSING		
THIS DRAWING IS A CONTROLLED DOCUMENT.		AMP Incorporated Harrisburg, PA 17105-3608		
DIMENSIONS: mm		NAME: ASSEMBLY, HEADER, VERTICAL, 24 POSITION, W/DRAIN HOLES, 108-1699		
TOLERANCES UNLESS OTHERWISE SPECIFIED:		APPLICATION SPEC: 108-1699		
0 PLC ±		SIZE: A1		
1 PLC ±0.2		CAGE CODE: 00779		
2 PLC ±0.13		DRAWING NO: 794360		
3 PLC ±		SCALE: 5:1		
4 PLC ±		SHEET: 1 OF 1		
ANGLES ±		REV: A		
FINISH 40°/30°		CUSTOMER DRAWING		
SEE TABLE		SEE TABLE		

