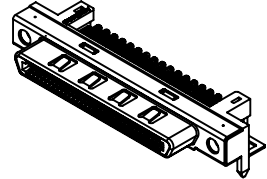
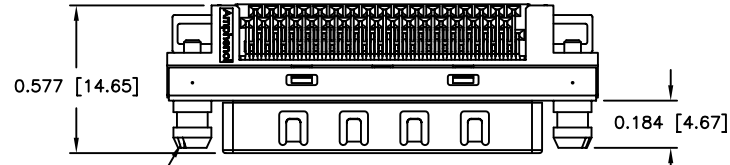


THIS DOCUMENT CONTAINS PROPRIETARY INFORMATION AND SUCH INFORMATION MAY NOT BE DISCLOSED TO OTHERS FOR ANY PURPOSE OR USED FOR MANUFACTURING PURPOSES WITHOUT PERMISSION FROM AMPHENOL CANADA CORP.

REVISIONS				
REV.	EDN	DESCRIPTION	DATE	APPROVED
A		PROPOSAL	AUG. 15/02	K.B.
C		PER ECN E0401B	MAY 28.04	K.L.
D		PROPOSAL	JAN 14.09	A.G.

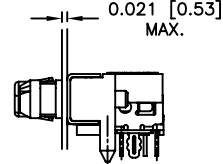


H11-RAA-100 SHOWN (WITHOUT SCREW-LOCKS)

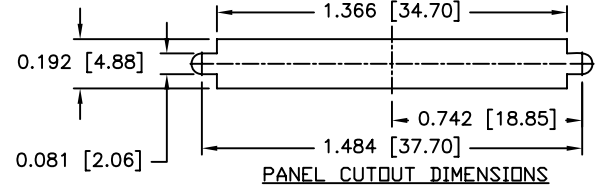


FEMALE SCREWLOCK  
M2 X 0.4 - 6H THREAD  
TYP. 2 PLS.

TOP VIEW



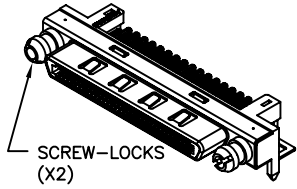
RECOMMENDED PANEL THICKNESS



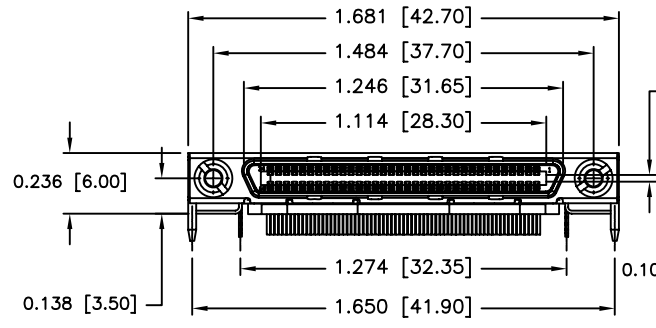
PANEL CUTOUT DIMENSIONS

NOTES: (FOR REFERENCE)

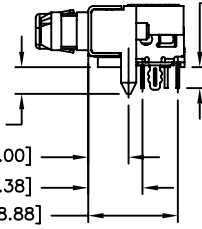
- MATERIAL -  
CONTACTS: PHOSPHOR BRONZE  
30 microinches GOLD OVER 50 microinches NICKEL IN MATING AREA.  
150 - 300 microinches TIN LEAD OVER NICKEL UNDERPLATE IN TERMINATION AREA.  
INSULATION MATERIAL: GLASS FILLED THERMOPLASTIC UL 94V-0.  
SHELL: STEEL, NICKEL OR BRIGHT TIN PLATE OVER COPPER UNDERPLATE.  
GROUNDING CLIP: STEEL, TIN PLATE OVER NICKEL UNDERPLATE.  
CENTER SHIELD: BRASS, NICKEL PLATE OVER COPPER UNDER PLATE.
- RATINGS AND CHARACTERISTICS -  
RATED VOLTAGE: 30 V rms.  
CURRENT RATING AT 55°C (131°F)  
1.5 A SINGLE CONTACT  
0.5 A 50% ENERGIZED  
0.3 A 100% ENERGIZED  
INSULATION RESISTANCE: 500 m ohms min.  
CONTACT RESISTANCE: 60 m ohms maximum  
DURABILITY CYCLING: 2000 min.  
CLIMATIC TEMPERATURE RANGE: -55°C (-67°F) TO +85°C (185°F)



SCREW-LOCKS (X2)  
H11-RAA-101 SHOWN (WITH SCREW-LOCKS)

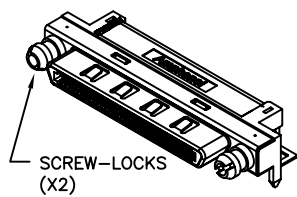


FRONT VIEW (H11-RAA-X01 SHOWN)

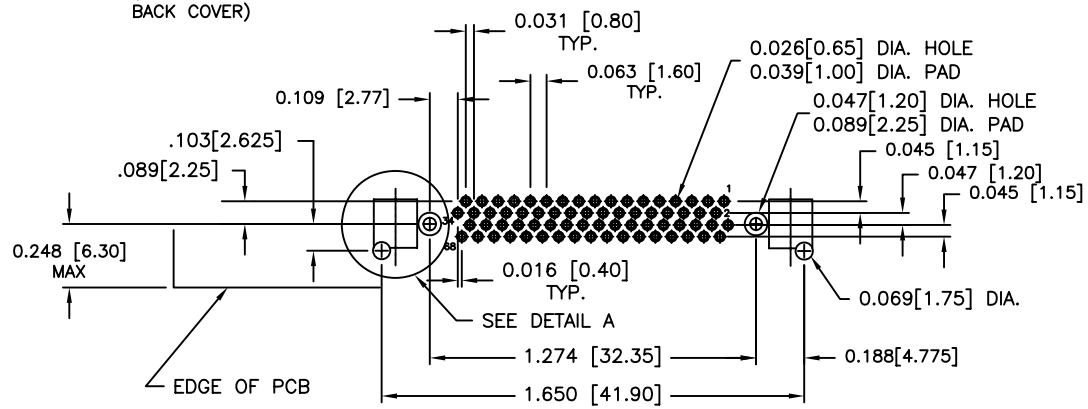


SIDE VIEW

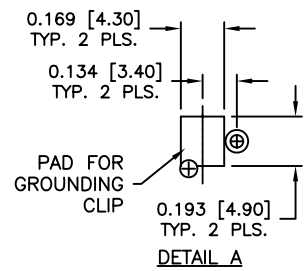
DIM "T" TAIL LENGTH (SEE P/N CONFIGURATION FOR OPTIONS)



SCREW-LOCKS (X2)  
H11-RAA-111 SHOWN (WITH SCREW-LOCKS, BACK COVER)



RECOMMENDED PCB LAYOUT



DETAIL A

AMPHENOL PART NUMBER CONFIGURATION

H11-RAA-1 X X - X

CONTACT PLATING OPTIONS  
1: 30μ" GOLD OVER 50μ" NICKEL.

SPECIALLY MODIFIER  
NONE: STANDARD, DIM T=.082  
1: DIM T=.125  
N: DIM T=.082 WITH NON-MAGNETIC SHELL AND SCREW

FEATURE OPTIONS  
00: WITHOUT SCREW-LOCKS  
01: WITH SCREW-LOCKS  
11: WITH SCREW-LOCKS, BACK COVER. (BACK COVER IS CURRENTLY NOT TOOLED YET)

UNLESS OTHERWISE SPECIFIED DIMENSIONS ARE IN INCHES	APPROVALS	DATE	Amphenol Canada Corp.	
	DESIGNED S.C.	AUG 15, 02	TITLE	
	CHECKED L K	JUNE 9, 98	VHDCI FIXED BOARD RIGHT ANGLE SINGLE VERSION	
	MATERIAL AND FINISH	BY APPD		
REF.	E APPD	SIZE B	DWG. NO. P-H11-RAA-1XX-X	REV. D
CORE IDENT. NO. 03554	DWG APPD	SCALE 2 = 1	PROJECT	SHEET 1 OF 1