



FEATURES

- Unconditionally stable
- 50 Ohm input and output match
- Internally regulated
- Hermetically sealed package available
- Available as RoHS compliant

TYPICAL APPLICATIONS

- Wireless Infrastructure
- RF Microwave and VSAT
- Military and Aerospace
- Test Instruments
- Fiber Optics

ELECTRICAL SPECIFICATIONS (23°C)

Parameter	Min	Max	Typ	Units
Frequency Range	2	26	-	GHz
Noise Figure	-	5.8	-	dB
Gain	40	-	-	dB
Gain Flatness (+/-)	-	2.5	-	dB
Output Power @ P1dB	25	-	-	dBm
Input VSWR	-	2.5	-	-
Output VSWR	-	2.5	-	-
Voltage	-	-	15	VDC
Current	-	650	-	mA

Absolute Maximum Ratings

Parameter	Rating	Units
Operating Voltage	20	V
RF Input Power	13	dBm
Operating Temperature	-55 to +85	°C
Non-Operating Temp Range	-65 to +125	°C

Mechanical Specifications

Size (inches)	
Length	0.89
Width	0.64
Height	0.31
Input Connector	SMA(F)
Output Connector	SMA(F)

The material presented in this datasheet was current at the time of publication. Narda-MITEQ's continuing product improvement program makes it necessary to reserve the right to change our mechanical and electrical specifications without notice. If either of these parameters is critical, please contact the factory to verify that the information is current.

This material consists of Narda-MITEQ general capabilities information and does not contain controlled technical data as defined within the International Traffic in Arms (ITAR) Part 120.10 or Export Administration Regulations. (EAR) Part 734.7-11. D-405/05.01.18

narda MITEQ

435 Moreland Road
Hauppauge, NY 11788

Tel : 631-231-1700

Fax: 631-231-1711

Email: componentsnm@nardamiteq.com

www.nardamiteq.com

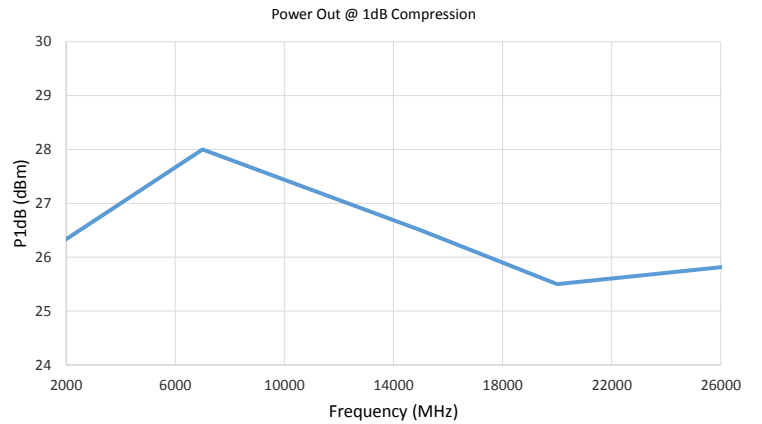
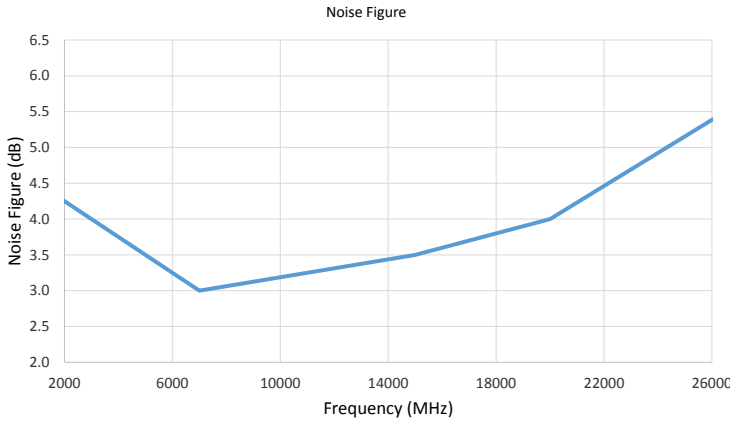
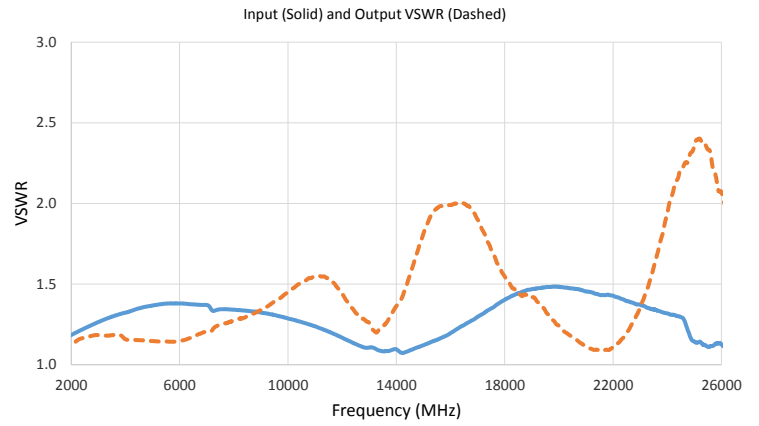
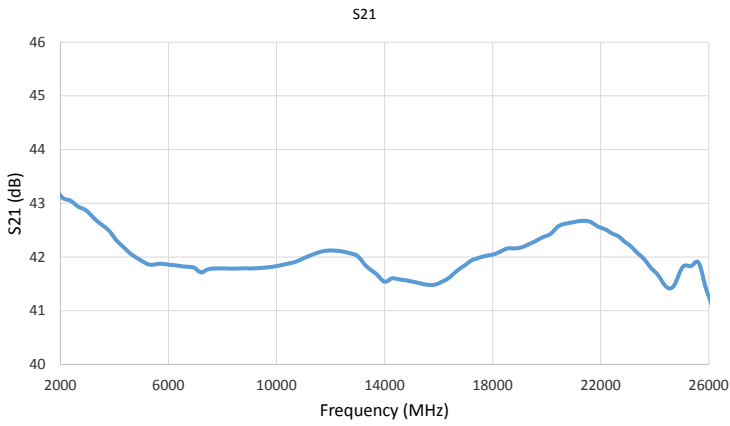


LNA-40-02002600-58-25P

LOW NOISE AMPLIFIER



*Typical data shown below



Environmental Specifications		
Parameter	Standard	Description
Operational temperature		-55 C to +85 C
Storage temperature		-65 C to +125 C
Random Vibration	MIL-STD-883K, Method 2026, Cond. IB	50 - 2000 Hz, 7.3 Grms
Humidity	MIL-STD-202, Method 103B, Cond. B	95% RH
Altitude	MIL-STD-883K, Method 1001, Cond. C	50,000 feet
Amplifiers are designed to meet the above conditions. If ESS testing is required please contact factory.		



435 Moreland Road
Hauppauge, NY 11788

Tel : 631-231-1700

Fax: 631-231-1711

Email: componentsnm@nardamiteq.com

www.nardamiteq.com

