

"High Frequency Ceramic Solutions"

2.45 GHz Band Pass Filter

P/N 2450BP14C0100

Detail Specification: 03/30/06

Page 1 of 2

General Specifications

Part Number	2450BP14C0100
Frequency (MHz)	2400 - 2500
Insertion Loss	2.0 dB max.
Return Loss	9.5 dB min.
Attenuation (min.)	30 dB @ 880 - 915 MHz
Attenuation (min.)	25 dB @ 1710 - 1785 MHz
Attenuation (min.)	20 dB @ 1850 - 1910 MHz
Attenuation (min.)	30 dB @ 4800 - 5000 MHz
Attenuation (min.)	20 dB @ 7200 - 7500 MHz

Impedance	50 Ω
Input Power	500 mW max.
Operating Temperature	-40 to +85°C
Storage Temperature	-40 to +85°C
Reel Quantity	4,000
MSL	2 *

* - 1 yr shelf life in bag; 1 week shelf life out of bag;
Vacuum reseal unused reel

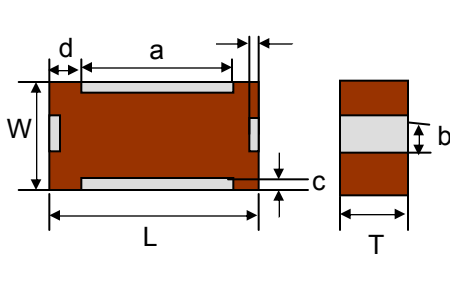
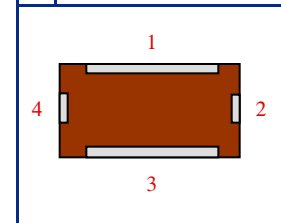
P/N	Packaging Style	Bulk	Suffix = S	Eg. 2450BP14C0100S
	Termination Style	T & R	Suffix = E	Eg. 2450BP14C0100E
Suffix	Termination Style	100% Tin	Suffix = None	Eg. 2450BP14C0100(E or S)
	Termination Style	Tin / Lead	Suffix = /Pb	Eg. 2450BP14C0100(E or S)00P

Terminal Configuration

No.	Function
1	GND
2	OUT
3	GND
4	IN

Mechanical Dimensions

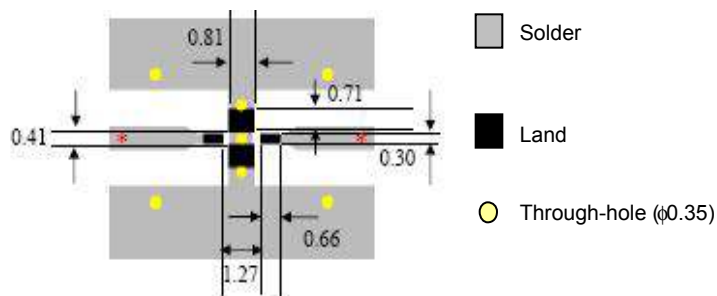
	In	mm
L	0.063 \pm 0.004	1.60 \pm 0.10
W	0.031 \pm 0.004	0.80 \pm 0.10
T	0.024 \pm 0.004	0.60 \pm 0.10
a	0.028 \pm 0.006	0.70 \pm 0.15
b	0.012 \pm 0.004	0.30 \pm 0.10
c	0.006 \pm 0.004	0.15 \pm 0.10
d	0.018 \pm 0.006	0.45 \pm 0.15

Mounting Considerations

Mount these devices with brown mark facing up.

* Line width should be designed to provide 50 ohm impedance, depending on PCB material and thickness



Units: mm

Johanson Technology, Inc. reserves the right to make design changes without notice.
All sales are subject to Johanson Technology, Inc. terms and conditions.



www.johansontechology.com

4001 Calle Tecate • Camarillo, CA 93012 • TEL 805.389.1166 FAX 805.389.1821

2007 Johanson Technology, Inc. All Rights Reserved

"High Frequency Ceramic Solutions"

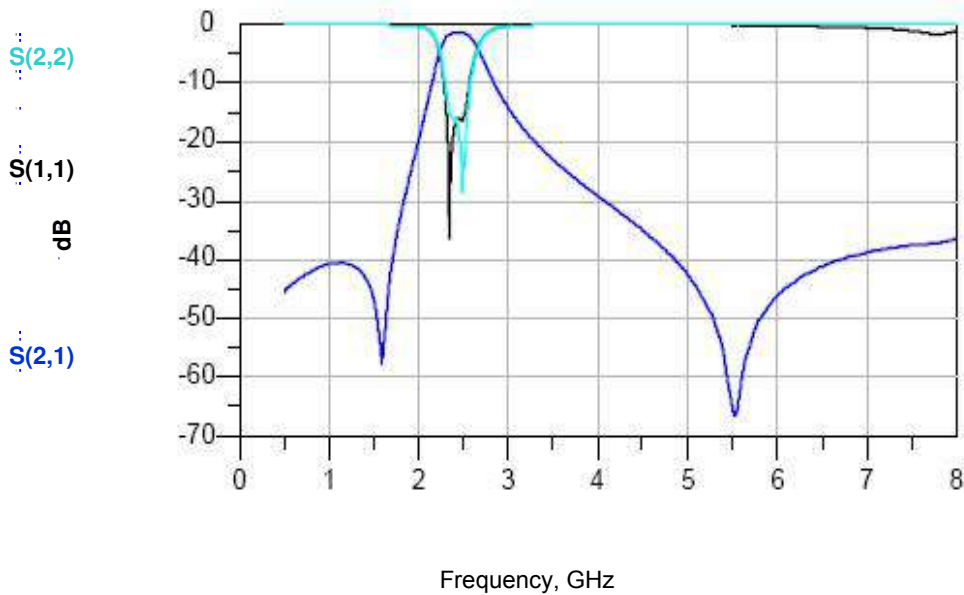
2.45 GHz Band Pass Filter

P/N 2450BP14C0100

Detail Specification: 03/30/06

Page 2 of 2

Typical Electrical Performance (T=25°C)



Johanson Technology, Inc. reserves the right to make design changes without notice.
All sales are subject to Johanson Technology, Inc. terms and conditions.



www.johansontechnology.com
4001 Calle Tecate • Camarillo, CA 93012 • TEL 805.389.1166 FAX 805.389.1821

2007 Johanson Technology, Inc. All Rights Reserved