

Data sheet | Item number: 788-506

Relay module; Nominal input voltage: 24 VAC; 1 changeover contact;
Limiting continuous current: 16 A; Red status indicator; Module width: 15
mm; 2,50 mm²; gray

www.wago.com/788-506





Color:




Subject to changes. Please also observe the further product documentation!

WAGO GmbH & Co. KG
Hansastr. 27
32423 Minden
Phone: +49571 887-0 | Fax: +49571 887-169
Email: info.de@wago.com | Web: www.wago.com

Do you have any questions about our products?
We are always happy to take your call at +49 (571) 887-44222.



Subject to changes. Please also observe the further product documentation!



Data

Notes

Safety information

A separator plate (e.g., 209-191) must be used for voltages greater than 250 V between adjacent relay modules and for compliance with the reinforced insulation requirements.

Note

- Reinforced insulation between coil and contacts
- To protect the relay coils and contacts, inductive loads must be dampened with an effective protection circuit.

Subject to changes. Please also observe the further product documentation!

WAGO GmbH & Co. KG

Hansastr. 27

32423 Minden

Phone: +49571 887-0 | Fax: +49571 887-169

Email: info.de@wago.com | Web: www.wago.com

Do you have any questions about our products?

We are always happy to take your call at +49 (571) 887-44222.

Technical data

Control Circuit

Nominal input voltage U_N	AC 24 V
Input voltage range	$\pm 10 \%$
Nominal input current at U_N	34 mA

Load circuit

Number of changeover/switchover contacts	1
Contact material (relay)	AgNi 90/10
Limiting continuous current	16 A
Inrush current (resistive) max.	(AC) 30 A / 4 s
Switching voltage (max.)	AC 250 V
Switching power (resistive) max.	AC 4000 VA; DC (see load limit curve)
Switching capacity	AC-15: 6 A / AC 250 V; DC-13: 2 A / DC 24 V
Recommended minimum load	12 V / 10 mA
Pull-in time (typ.)	10 ms
Drop-out time (typ.)	35 ms
Bounce time (typ.)	6 ms
Electrical life (NO; resistive load; 23 °C)	30×10^3 switching operations
Mechanical life	5×10^6 switching operations
Switching frequency with/without load (max.)	6 min^{-1} / 600 min^{-1}

Signaling

Status indicator	Red LED
------------------	---------

Safety and protection

Rated voltage	250 V
Rated surge voltage	4 kV
Pollution degree	3
Dielectric strength (control/load circuit) (AC, 1 min)	5 kVrms
Dielectric strength (open contact) (AC, 1 min)	1 kVrms
Safety information	A separator plate (e.g., 209-191) must be used for voltages greater than 250 V between adjacent relay modules and for compliance with the reinforced insulation requirements.

Subject to changes. Please also observe the further product documentation!



Protection type	IP20
-----------------	------

Connection data

Connection technology	Push-in CAGE CLAMP®
Solid conductor	0.34 ... 2.5 mm ² / 22 ... 14 AWG
Fine-stranded conductor	0.34 ... 2.5 mm ² / 22 ... 14 AWG
Strip length	9 ... 10 mm / 0.35 ... 0.39 inches

Physical data

Width	15 mm / 0.591 inches
Height	86 mm / 3.386 inches
Depth from upper-edge of DIN-rail	54 mm / 2.126 inches

Mechanical data

Mounting type	DIN-35 rail
---------------	-------------

Material Data

Color	gray
Fire load	0.673 MJ
Weight	46.4 g

Environmental requirements

Ambient temperature (operation at U _N)	-40 ... +70 °C
Ambient temperature UL (operation at U _N)	-40 ... +50 °C
Ambient temperature (storage)	-40 ... +70 °C
Processing temperature	-25 ... +50 °C
Temperature range of connection cable	≥ (T _{ambient} + 20 K)

Standards and specifications

Standards/specifications	EN 61010-2-201 EN 61810-1 EN 61373 UL 508 DNV
--------------------------	---

Subject to changes. Please also observe the further product documentation!

WAGO GmbH & Co. KG
Hansastr. 27
32423 Minden
Phone: +49571 887-0 | Fax: +49571 887-169
Email: info.de@wago.com | Web: www.wago.com

Do you have any questions about our products?
We are always happy to take your call at +49 (571) 887-44222.



Basic relay

WAGO Basic Relay	788-170
------------------	---------

Commercial data

Product Group	6 (INTERFACE ELECTRONIC)
eCl@ss 10.0	27-37-16-01
eCl@ss 9.0	27-37-16-01
ETIM 8.0	EC001437
ETIM 7.0	EC001437
Recupel Type	
PU (SPU)	20 (1) pcs
Packaging type	box
Country of origin	DE
GTIN	4045454424121
Customs tariff number	85364900990

Environmental Product Compliance

RoHS Compliance Status	Compliant, No Exemption
------------------------	-------------------------

Approvals / Certificates

General approvals

Logo	Approval	Additional Approval Text	Certificate name
	EAC Brjansker Zertifizierungsstelle	TP TC 004/2011	EAC RU C-DE.AM02.B.00122/19
	UL Underwriters Laboratories Inc. (ORDINARY LOCATIONS)	UL 508	E175199 Vol.1 Sec. 6

Declarations of conformity and manufacturer's declarations

Logo	Approval	Additional Approval Text	Certificate name
	EU-Declaration of Conformity WAGO GmbH & Co. KG	-	-

Approvals for marine applications

Logo	Approval	Additional Approval Text	Certificate name

Subject to changes. Please also observe the further product documentation!

WAGO GmbH & Co. KG
 Hansastr. 27
 32423 Minden
 Phone: +49571 887-0 | Fax: +49571 887-169
 Email: info.de@wago.com | Web: www.wago.com

Do you have any questions about our products?
 We are always happy to take your call at +49 (571) 887-44222.



DNV
DNV Germany GmbH

DNV-CG-0339, Aug. 2021

TAA00001D1

PRS
Polski Rejestr Statków

-

TE/2186
/880590/18

Optional accessories

Filter Module

Suppressor module

Item no.: 788-148

Filter module; RC filter element; Nominal voltage: 230 VAC

www.wago.com/788-148

Indicators

Status indication

Item no.: 788-123

Accessories for relay modules; Operation status indicator: red; Nominal operating voltage: 24 VAC

www.wago.com/788-123

Basic Relay

Basic relay

Item no.: 788-170

Basic relay; Nominal input voltage: 24 VAC; 1 changeover contact; Limiting continuous current: 16 A; Module width: 13 mm; Module height: 15 mm

www.wago.com/788-170

Ferrule

Ferrule

Item no.: 216-241

Ferrule; Sleeve for 0.5 mm² / 20 AWG; insulated; electro-tin plated; electrolytic copper; gastight crimped; acc. to DIN 46228, Part 4/09.90; white

www.wago.com/216-241

Item no.: 216-242

Ferrule; Sleeve for 0.75 mm² / 18 AWG; insulated; electro-tin plated; electrolytic copper; gastight crimped; acc. to DIN 46228, Part 4/09.90; gray

www.wago.com/216-242

Item no.: 216-243

Ferrule; Sleeve for 1 mm² / AWG 18; insulated; electro-tin plated; electrolytic copper; gastight crimped; acc. to DIN 46228, Part 4/09.90; red

www.wago.com/216-243

Item no.: 216-244

Ferrule; Sleeve for 1.5 mm² / AWG 16; insulated; electro-tin plated; electrolytic copper; gastight crimped; acc. to DIN 46228, Part 4/09.90; black

www.wago.com/216-244

Item no.: 216-542

Twin ferrule; Sleeve for 2 x 1 mm² / AWG 2 x 18; red, insulated; 12 mm long; red

www.wago.com/216-542

Marking accessories

Marking strip

Item no.: 2009-110

Marking strips; for Smart Printer; on reel; not stretchable; plain; snap-on type; white

www.wago.com/2009-110

Marking device

Item no.: 210-110

Subject to changes. Please also observe the further product documentation!

WAGO GmbH & Co. KG

Hansastr. 27

32423 Minden

Phone: +49571 887-0 | Fax: +49571 887-169

Email: info.de@wago.com | Web: www.wago.com

Do you have any questions about our products?

We are always happy to take your call at +49 (571) 887-44222.



Fiber-tip pen	www.wago.com/210-110
Double marker carrier	
Item no.: 209-128 Adaptor; gray	www.wago.com/209-128
Protective marker cover	
Item no.: 209-184 Protection cover; transparent	www.wago.com/209-184
Marker	
Item no.: 2009-115 WMB-Inline; for Smart Printer; 1500 pieces on roll; stretchable 5 - 5.2 mm; plain; snap-on type; white	www.wago.com/2009-115
Item no.: 209-183 Marker; white	www.wago.com/209-183
Item no.: 793-501 WMB marking card; as card; not stretchable; plain; snap-on type; white	www.wago.com/793-501
Item no.: 793-502 WMB marking card; as card; MARKED; 1 ... 10 (10x); not stretchable; Horizontal marking; snap-on type; white	www.wago.com/793-502
Item no.: 793-503 WMB marking card; as card; MARKED; 11 ... 20 (10x); not stretchable; Horizontal marking; snap-on type; white	www.wago.com/793-503
Item no.: 793-504 WMB marking card; as card; MARKED; 21 ... 30 (10x); not stretchable; Horizontal marking; snap-on type; white	www.wago.com/793-504
Item no.: 793-505 WMB marking card; as card; MARKED; 31 ... 40 (10x); not stretchable; Horizontal marking; snap-on type; white	www.wago.com/793-505
Group marker carrier	
Item no.: 209-145 Group marker carrier; white	www.wago.com/209-145
Item no.: 249-105 Group marker carrier; gray	www.wago.com/249-105
Jumpers	
Jumper	
Item no.: 788-116 Jumper; for jumper slot; 6-way; insulated; light gray	www.wago.com/788-116
Item no.: 788-117 Jumper; for jumper slot; 8-way; insulated; light gray	www.wago.com/788-117
Item no.: 788-114 Jumper; for jumper slot; 3-way; insulated; light gray	www.wago.com/788-114

Subject to changes. Please also observe the further product documentation!

**Item no.: 788-113**

Jumper; for jumper slot; 2-way; insulated; light gray

www.wago.com/788-113**Item no.: 788-115**

Jumper; for jumper slot; 4-way; insulated; light gray

www.wago.com/788-115**Item no.: 859-402**

Jumper; for jumper slot; 2-way; insulated; light gray

www.wago.com/859-402**Item no.: 788-118**

Jumper; for jumper slot; 2-way; from 1 to 3; insulated; light gray

www.wago.com/788-118**Tool**

Operating tool

Item no.: 210-720

Operating tool; Blade: 3.5 x 0.5 mm; with a partially insulated shaft; multicoloured

www.wago.com/210-720**Downloads****Documentation****Bid Text**

788-506 X81 - Datei	2019 年2月19 日	xml 4.7 kB	Download
788-506 docx - Datei	2019 年1月25 日	docx 16.7 kB	Download

Instruction Leaflet

Sockets with Elementary Relay/ SSR	V 1.0.1 2020 年10月9 日	pdf 2.3 MB	Download
------------------------------------	-------------------------	---------------	----------

Additional Information

Disposal and Recycling Electrical and electronic equipment, Batteries, Packaging	V 1.1.0 2022 年8月18 日	pdf 2.2 MB	Download
---	-------------------------	---------------	----------

CAD/CAE-Data**CAD data**

2D/3D Models 788-506	URL	Download
----------------------	-----	----------

CAE data

WSCAD Universe 788-506	URL	Download
------------------------	-----	----------

Subject to changes. Please also observe the further product documentation!



ZUKEN Portal 788-506	URL	Download
EPLAN Data Portal 788-506	URL	Download


Environmental Product Compliance

Compliance Search

Environmental Product Compliance 788-506	URL	Download
Relay module; Nominal input voltage: 24 VAC; 1 changeover contact; Limiting continuous current: 16 A; Red status indicator; Module width: 15 mm; 2,50 mm ² ; gray		

Installation Notes

Conductor termination



Conductor termination

Commoning



Easy commoning using adjacent jumpers

Marking

Subject to changes. Please also observe the further product documentation!



Marking using WMB Multi markers and group marker carriers.

Subject to changes. Please also observe the further product documentation!