



BC846AS-AU

NPN GENERAL PURPOSE TRANSISTORS

VOLTAGE	65 Volt	POWER	150 mWatt
----------------	----------------	--------------	------------------

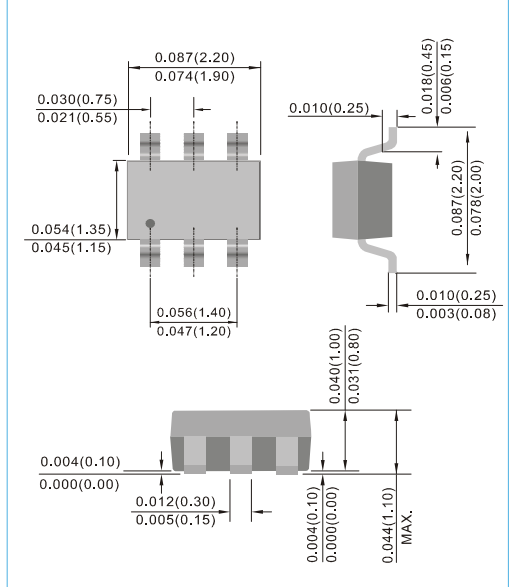
SOT-363	Unit : inch(mm)
----------------	-----------------

FEATURES

- General purpose amplifier applications
- NPN epitaxial silicon, planar design
- Collector current IC = 100mA
- Acquire quality system certificate : TS16949
- AEC-Q101 qualified
- Lead free in compliance with EU RoHS 2011/65/EU directive
- Green molding compound as per IEC61249 Std. . (Halogen Free)

MECHANICAL DATA

- Case : SOT-363, Plastic
- Terminals : Solderable per MIL-STD-750, Method 2026
- Approx. Weight : 0.0002 ounces, 0.006 grams
- Marking : 46A



ABSOLUTE RATINGS

PARAMETER	Symbol	Value	Units
Collector - Emitter Voltage	V _{CEO}	65	V
Collector - Base Voltage	V _{CB0}	80	V
Emitter - Base Voltage	V _{EB0}	6.0	V
Collector Current - Continuous	I _C	100	mA

THERMAL CHARACTERISTICS

PARAMETER	Symbol	Value	Units
Max Power Dissipation (Note 1)	P _{TOT}	150	mW
Thermal Resistance , Junction to Ambient	R _{θJA}	833	°C/W
Junction Temperature	T _J	-55 to 150	°C
Storage Temperature	T _{STG}	-55 to 150	°C

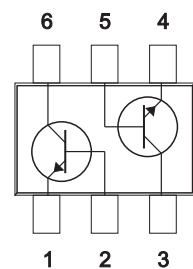
Note 1: Transistor mounted on FR-4 board 70 x 60 x 1mm .



BC846AS-AU

ELECTRICAL CHARACTERISTICS

PARAMETER	Symbol	Test Condition	MIN.	TYP.	MAX.	Units
Collector - Emitter Breakdown Voltage	$V_{(BR)CEO}$	$I_C=10mA, I_B=0$	65	-	-	V
Collector - Base Breakdown Voltage	$V_{(BR)CBO}$	$I_C=10\mu A, I_E=0$	80	-	-	V
Emitter - Base Breakdown Voltage	$V_{(BR)EBO}$	$I_E=1\mu A, I_C=0$	6.0	-	-	V
Collector-Base Cutoff Current	I_{CBO}	$V_{CB}=30V, I_E=0$	-	-	15	nA
DC Current Gain	h_{FE}	$I_C=10\mu A, V_{CE}=5V$	-	140	-	-
DC Current Gain	h_{FE}	$I_C=2.0mA, V_{CE}=5V$	110	180	220	-
Collector - Emitter Saturation Voltage	$V_{CE(SAT)}$	$I_C=10mA, I_B=0.5mA$ $I_C=100mA, I_B=5.0mA$	-	-	0.25 0.6	V
Base - Emitter Saturation Voltage	$V_{BE(SAT)}$	$I_C=10mA, I_B=0.5mA$ $I_C=100mA, I_B=5.0mA$	-	0.7 0.9	-	V
Base - Emitter Voltage	$V_{BE(ON)}$	$I_C=2mA, V_{CE}=5.0V$ $I_C=10mA, V_{CE}=5.0V$	0.58 -	0.66 -	0.70 0.77	V
Collector - Base Capacitance	C_{CB0}	$V_{CB}=1V, I_E=0, f=1MHz$	-	-	4.5	pF





BC846AS-AU

ELECTRICAL CHARACTERISTICS CURVE

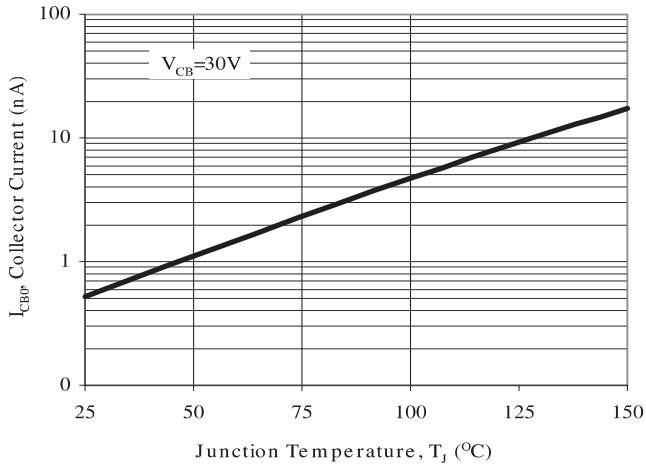


Fig. 1. Typical I_{CB0} vs. Junction Temperature

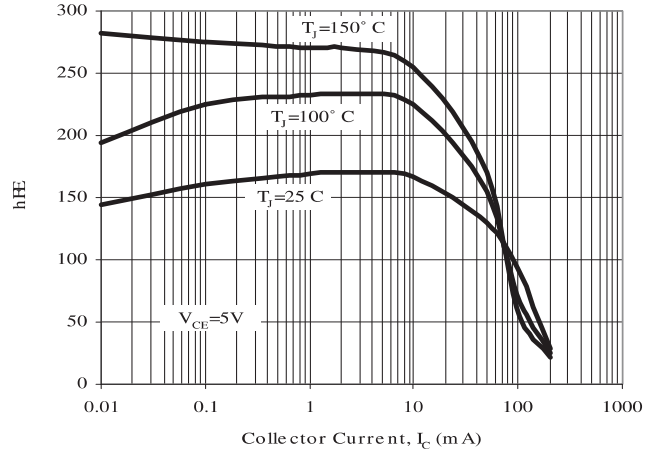


Fig. 2. Typical h_{FE} vs. Collector Current

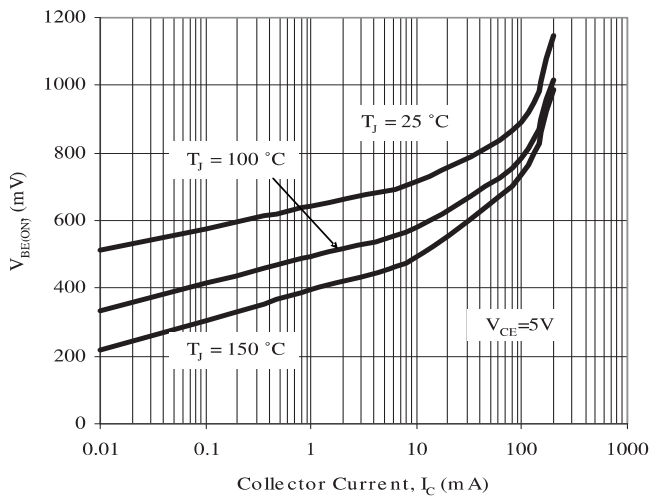


Fig. 3. Typical $V_{BE(ON)}$ vs. Collector Current

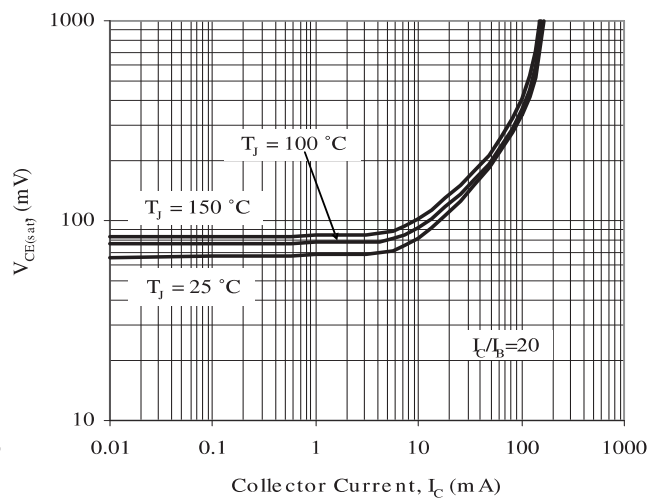


Fig. 4. Typical $V_{CE(SAT)}$ vs. Collector Current

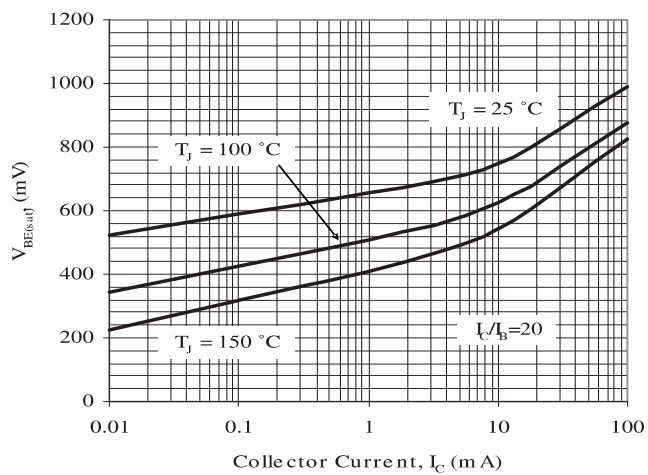


Fig. 5. Typical $V_{BE(SAT)}$ vs. Collector Current

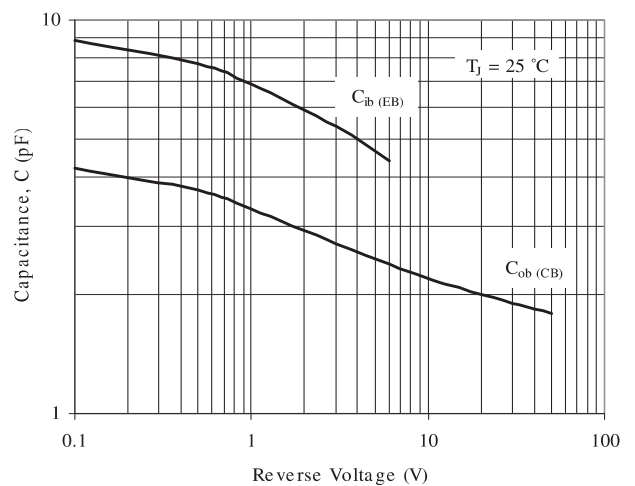
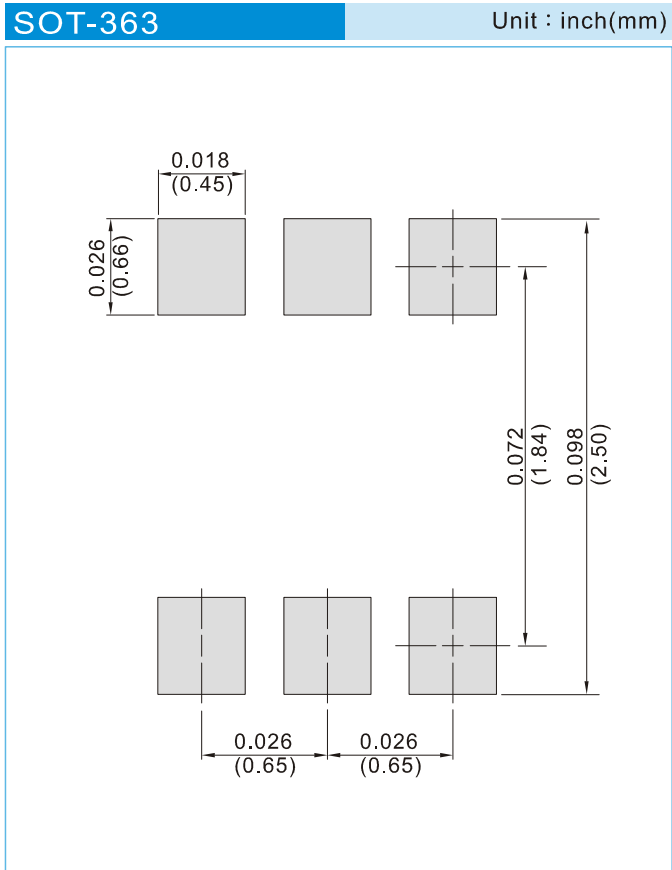


Fig. 6. Typical Capacitances vs. Reverse Voltage



BC846AS-AU

MOUNTING PAD LAYOUT



ORDER INFORMATION

- Packing information
T/R - 10K per 13" plastic Reel
T/R - 3K per 7" plastic Reel



BC846AS-AU

Part No_packing code_Version

BC846AS-AU_R1_000A1

BC846AS-AU_R2_000A1

For example :

RB500V-40_R2_00001



Packing Code XX				Version Code XXXXX		
Packing type	1 st Code	Packing size code	2 nd Code	HF or RoHS	1 st Code	2 nd ~5 th Code
Tape and Ammunition Box (T/B)	A	N/A	0	HF	0	serial number
Tape and Reel (T/R)	R	7"	1	RoHS	1	serial number
Bulk Packing (B/P)	B	13"	2			
Tube Packing (T/P)	T	26mm	X			
Tape and Reel (Right Oriented) (TRR)	S	52mm	Y			
Tape and Reel (Left Oriented) (TRL)	L	PANASERT T/B CATHODE UP (PBCU)	U			
FORMING	F	PANASERT T/B CATHODE DOWN (PBCD)	D			



BC846AS-AU

Disclaimer

- Reproducing and modifying information of the document is prohibited without permission from Panjit International Inc..
- Panjit International Inc. reserves the rights to make changes of the content herein the document anytime without notification. Please refer to our website for the latest document.
- Panjit International Inc. disclaims any and all liability arising out of the application or use of any product including damages incidentally and consequentially occurred.
- Panjit International Inc. does not assume any and all implied warranties, including warranties of fitness for particular purpose, non-infringement and merchantability.
- Applications shown on the herein document are examples of standard use and operation. Customers are responsible in comprehending the suitable use in particular applications. Panjit International Inc. makes no representation or warranty that such applications will be suitable for the specified use without further testing or modification.
- The products shown herein are not designed and authorized for equipments relating to human life and for any applications concerning life-saving or life-sustaining, such as medical instruments, aerospace machinery et cetera. Customers using or selling these products for use in such applications do so at their own risk and agree to fully indemnify Panjit International Inc. for any damages resulting from such improper use or sale.
- Since Panjit uses lot number as the tracking base, please provide the lot number for tracking when complaining.