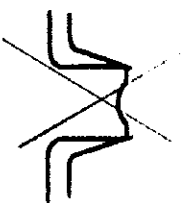

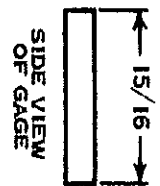
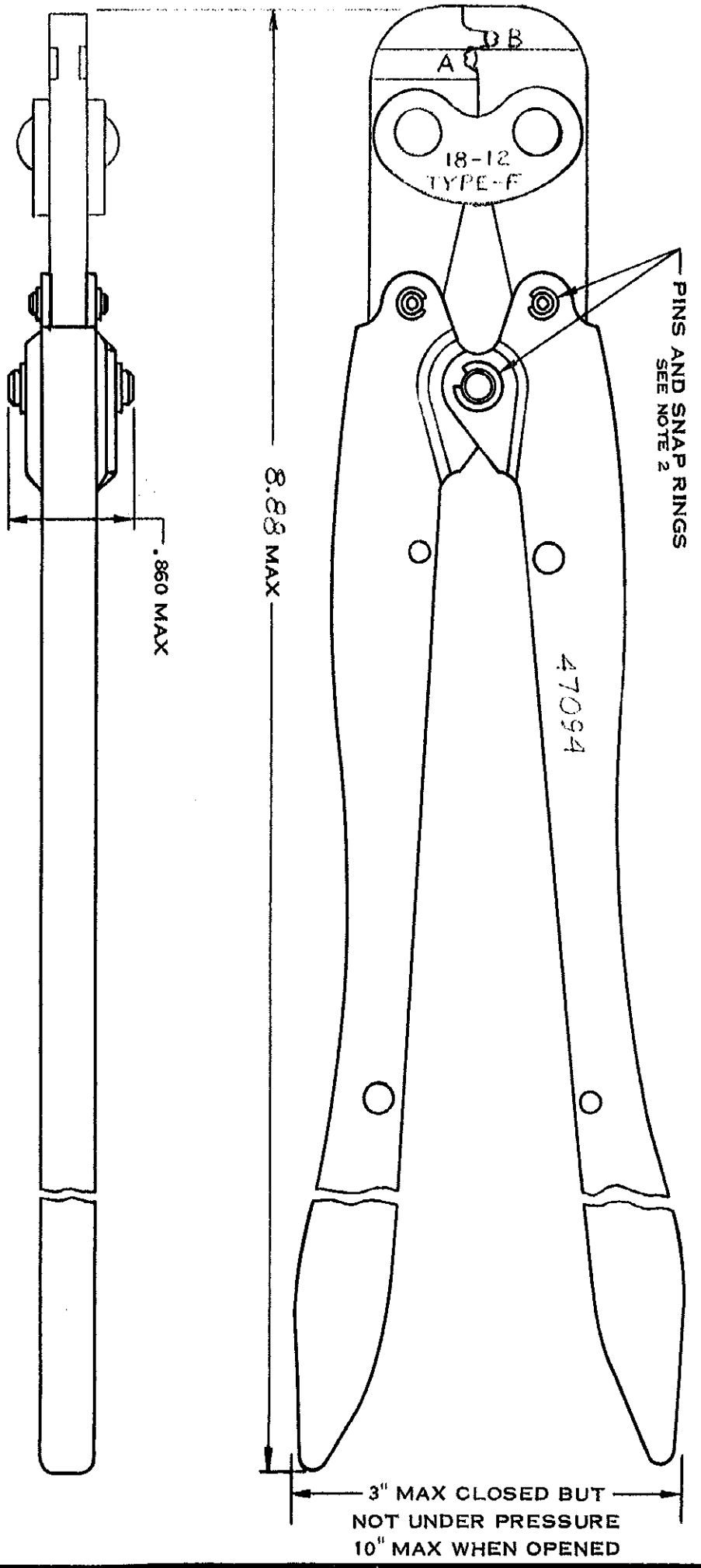


| WIRE CRIMP | | | | TERMINAL CRIMP HEIGHT |
|--------------|-----|----|-------|-----------------------|
| CRIMP SYMBOL | DIM | GO | NO GO | |
| A | # | # | # | .070 .064 |
| B | # | # | # | .085 .082 |



| INSULATION CRIMP | | | | TERMINAL CRIMP HEIGHT |
|------------------|-----|----|-------|-----------------------|
| CRIMP SYMBOL | DIM | GO | NO GO | |
| # | # | # | # | # |

- 1 CRIMP GAGE DIMENSIONS APPLY WHEN TOOL IS CLOSED OR BOTTOMED BUT NOT UNDER PRESSURE.
- 2 FOR REPLACEMENT OF PARTS SUCH AS PINS AND SNAP RINGS, ORDER REPAIR KIT NO. 125218-4.
- 3 FOR REPLACEMENT OF PARTS OTHER THAN PINS AND SNAP RINGS, TOOL IS TO BE RETURNED TO AMP INC., HARRISBURG, PENNA. TO INSURE PROPER CERTI-CRIMP ADJUSTMENT.
- 4 FOR TOOL USAGE, SEE INSTRUCTION SHEET NO. 1600.
- 5 HAND TOOL CAN BE CHECKED BY MEASURING TERMINAL CRIMP HEIGHT.



SUGGESTED GAGE DESIGN

| NO. | DESCRIPTION | DATE | BY | CHK | DATE |
|-----|-----------------|---------|----|-----|----------|
| D-1 | LOG M WAS E | 11/3/71 | AK | | 11/11/71 |
| D | REVISED | 11/3/71 | AK | | 11/11/71 |
| C | REDRAWN | 11/3/71 | AK | | 11/11/71 |
| LTR | REVISION RECORD | | | | |

NUMBER 47094

| | | | |
|--|---------|--|----------|
| NO. RECD | NUMBER | NAME | ITEM NO. |
| | | | |
| ©1974 BY AMP INCORPORATED. ALL RIGHTS RESERVED. AMP PRODUCTS COVERED BY PATENTS AND/OR PATENTS PENDING. | | | |
| DR | DATE | BY | CHK |
| | 11-3-71 | AK | |
| CHK | DATE | BY | CHK |
| | 11/5/71 | | |
| MATERIAL-STEEL FINISH-BLACK OXIDE WEIGHT-2 LBS. 13 OZ. | | CLASS TYPE | |
| WIRE - RANGE - INSULATION TOLERANCE EXCEPT AS NOTED | | AMP INCORPORATED HARRISBURG, PENNA. | |
| SCALE | LOC | NO | REV |
| # | M | B | 47094 |
| NAME | | REV | |
| DOUBLE ACTION HAND TOOL | | D-1 | |