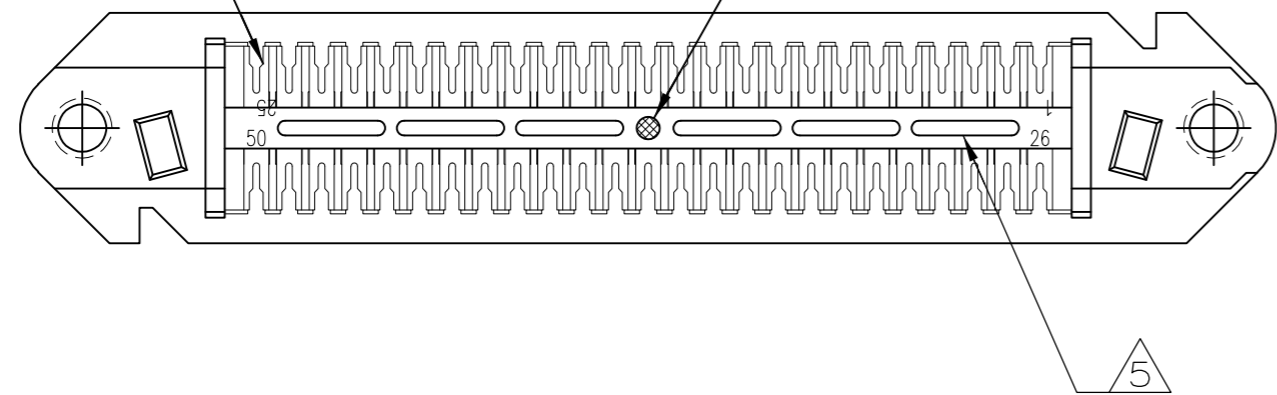


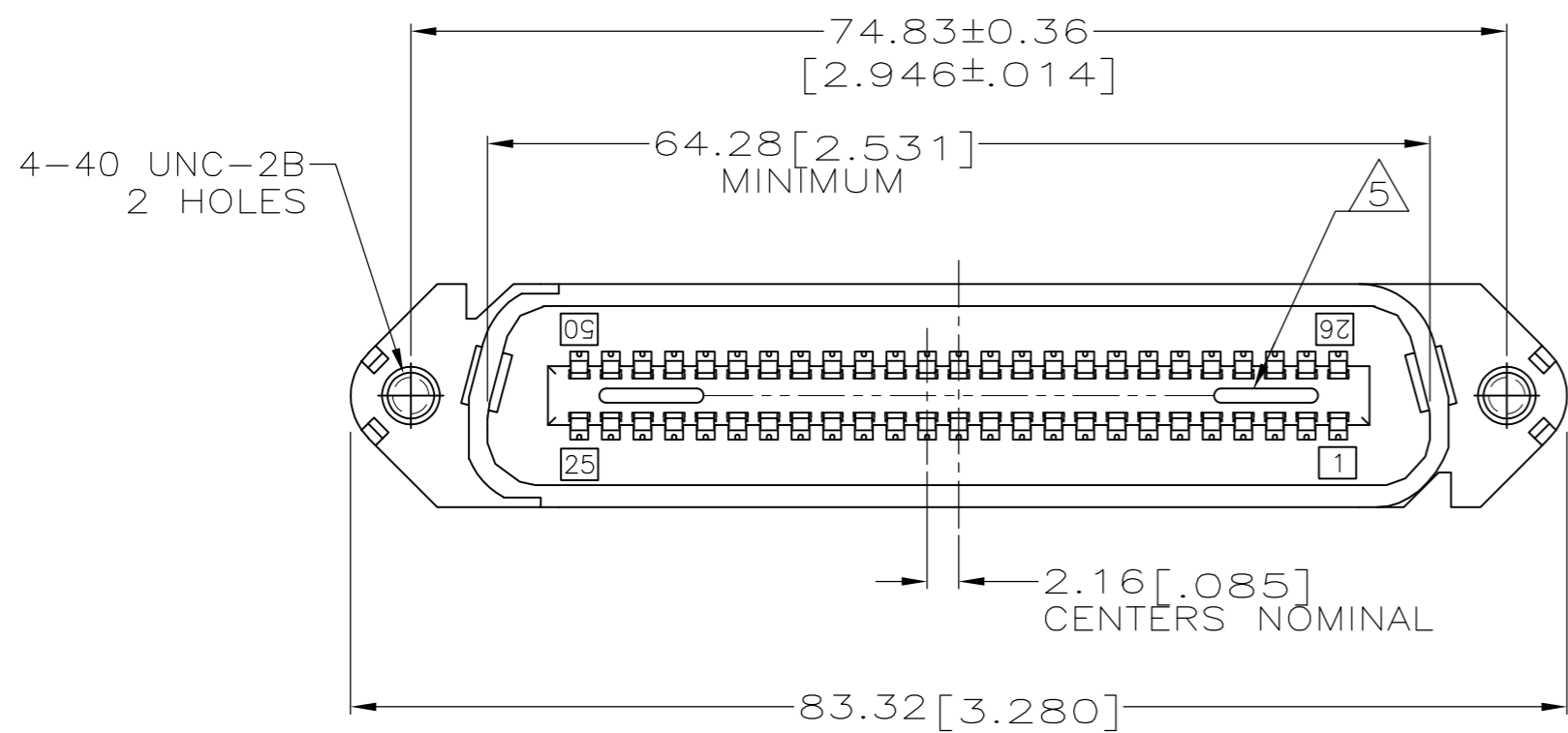
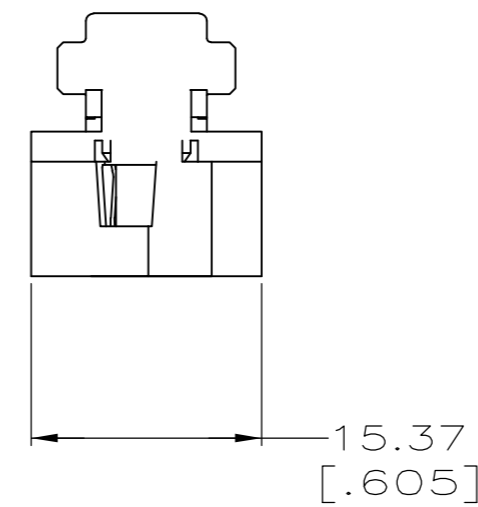
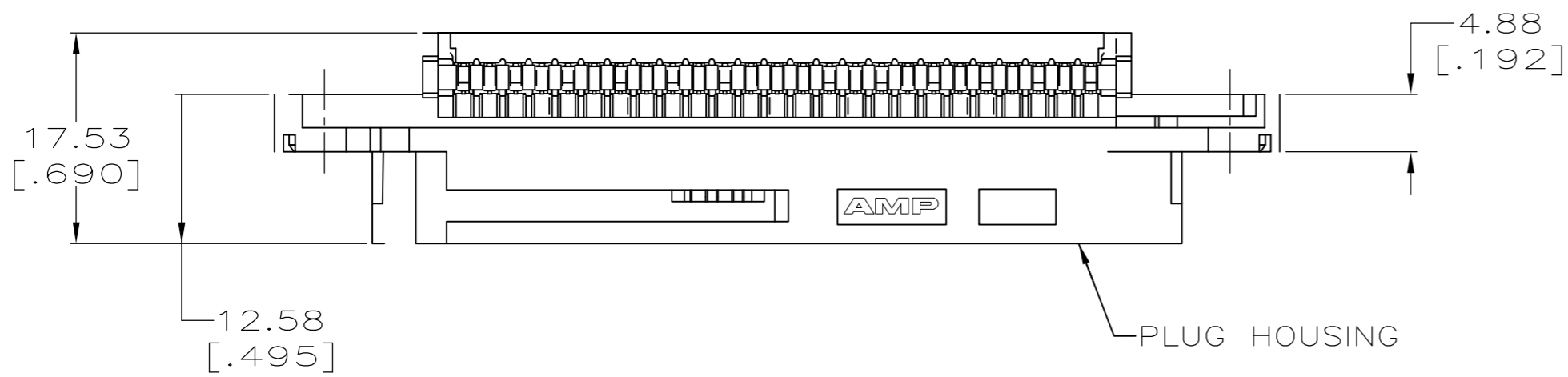
THIS DRAWING IS UNPUBLISHED. RELEASED FOR PUBLICATION
 © COPYRIGHT - By - ALL RIGHTS RESERVED.

LOC	DIST	REVISIONS					
GP	00	P	LTR	DESCRIPTION	DATE	DWN	APVD
		R1		REVISED PER ECO-11-005140	29MAR11	RK	HMR

TERMINAL QUANTITY 50
 BLUE COLOR DOT LOCATED IN CENTER



- THE CONTACT SURFACES OF THE TERMINALS ARE COATED WITH LUBRICANT.
- ALL DIMENSIONS ARE MAXIMUM UNLESS OTHERWISE SPECIFIED.
- MATERIAL: HOUSING - THERMOPLASTIC. TERMINAL - HIGH STRENGTH COPPER ALLOY PLATED WITH 0.76µm [.000030] MIN GOLD OR GOLD FLASH OVER PALLADIUM NICKEL PLATE, 0.76µm [.000030] MIN TOTAL ON MATING SURFACE, OVER 1.27µm [.000050] MIN NICKEL PLATING.
- WIRE SIZE: 24 & 26 AWG SOLID OR 24 AWG 7 STRANDS OF COPPER CONDUCTORS. MAXIMUM INSULATION DIAMETER OF 1.14[.045] IS ACCEPTABLE FOR MOST APPLICATIONS.
- CORING MAY OR MAY NOT APPEAR AND IS AT THE DISCRETION OF AMP INCORPORATED.



GRAY	229974-4
BLACK	229974-1
COLOR	PART NUMBER

THIS DRAWING IS A CONTROLLED DOCUMENT.		DWN R. HUSSEY 10 JAN 80																					
DIMENSIONS: mm [INCHES]		CHK V.E. SLACK 11 JAN 80																					
TOLERANCES UNLESS OTHERWISE SPECIFIED:		APVD B. WARD 11 JAN 80																					
<table border="1"> <tr><td>0 PLC</td><td>± -</td><td></td></tr> <tr><td>1 PLC</td><td>± -</td><td>2</td></tr> <tr><td>2 PLC</td><td>± -</td><td></td></tr> <tr><td>3 PLC</td><td>± -</td><td></td></tr> <tr><td>4 PLC</td><td>± -</td><td></td></tr> <tr><td>ANGLES</td><td>± -</td><td></td></tr> <tr><td>FINISH</td><td></td><td>3</td></tr> </table>		0 PLC			± -		1 PLC	± -	2	2 PLC	± -		3 PLC	± -		4 PLC	± -		ANGLES	± -		FINISH	
0 PLC	± -																						
1 PLC	± -	2																					
2 PLC	± -																						
3 PLC	± -																						
4 PLC	± -																						
ANGLES	± -																						
FINISH		3																					
MATERIAL	FINISH	WEIGHT	SIZE A2	CAGE CODE 00779	DRAWING NO C=229974	RESTRICTED TO																	
CUSTOMER DRAWING		SCALE 2:1	SHEET 1 of 1	REV R1																			