

NOTES:

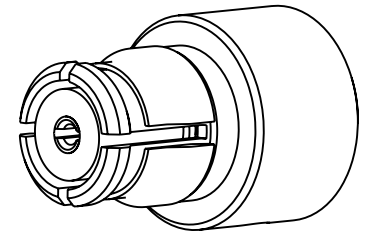
1. MATERIALS AND FINISHES:
 BODY & CONTACT - BeCu, GOLD PLATING,
 INSULATOR - PTFE, NATURAL
 CAP - BRASS, GOLD PLATING
 RETAINER RING - BeCu, NICKEL PLATING
2. ELECTRICAL:
 A. IMPEDANCE: 50 OHM
 B. FREQUENCY RANGE: DC - 26.5 GHz
 C. VSWR (RETURN LOSS): 1.20 MAX. (-20.8 dB MIN.) @ DC - 10 GHz
 1.40 MAX. (-15.6 dB MIN.) @ 10 - 18 GHz
 1.50 MAX. (-14 dB MIN.) @ 18 - 26.5 GHz
 D. DIELECTRIC WITHSTANDING VOLTAGE: 500 VRMS, MIN.
3. MECHANICAL:
 A. DURABILITY: 100 CYCLES MIN. WHEN MATED FULL DETENT JACK
 500 CYCLES MIN. WHEN MATED LIMITED DETENT JACK
 1000 CYCLES MIN. WHEN MATED A SMOOTH BORE JACK
 B. TEMPERATURE RANGE: -65°C TO +165°C
4. PACKAGING:
 A. QUANTITY: SINGLE PACK
 B. MARKING: BAG TO BE MARKED
 "AMPHENOL RF, SMP-FR-C06-2, DATE CODE"
5. CABLE ASSEMBLY INSTRUCTIONS:
 A. SEE AMPHENOL SPEC 349-50687.

6 SHOWS CABLE ENTRY DIMENSIONS.

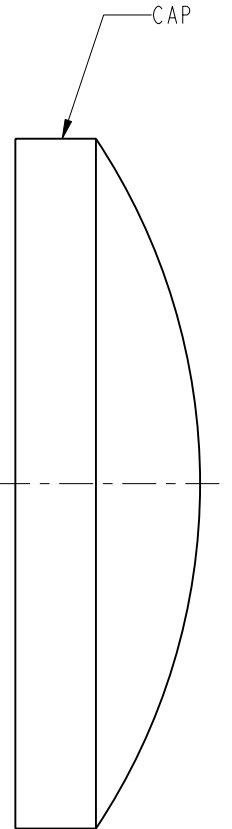
THIRD ANGLE PROJ.

REVISIONS

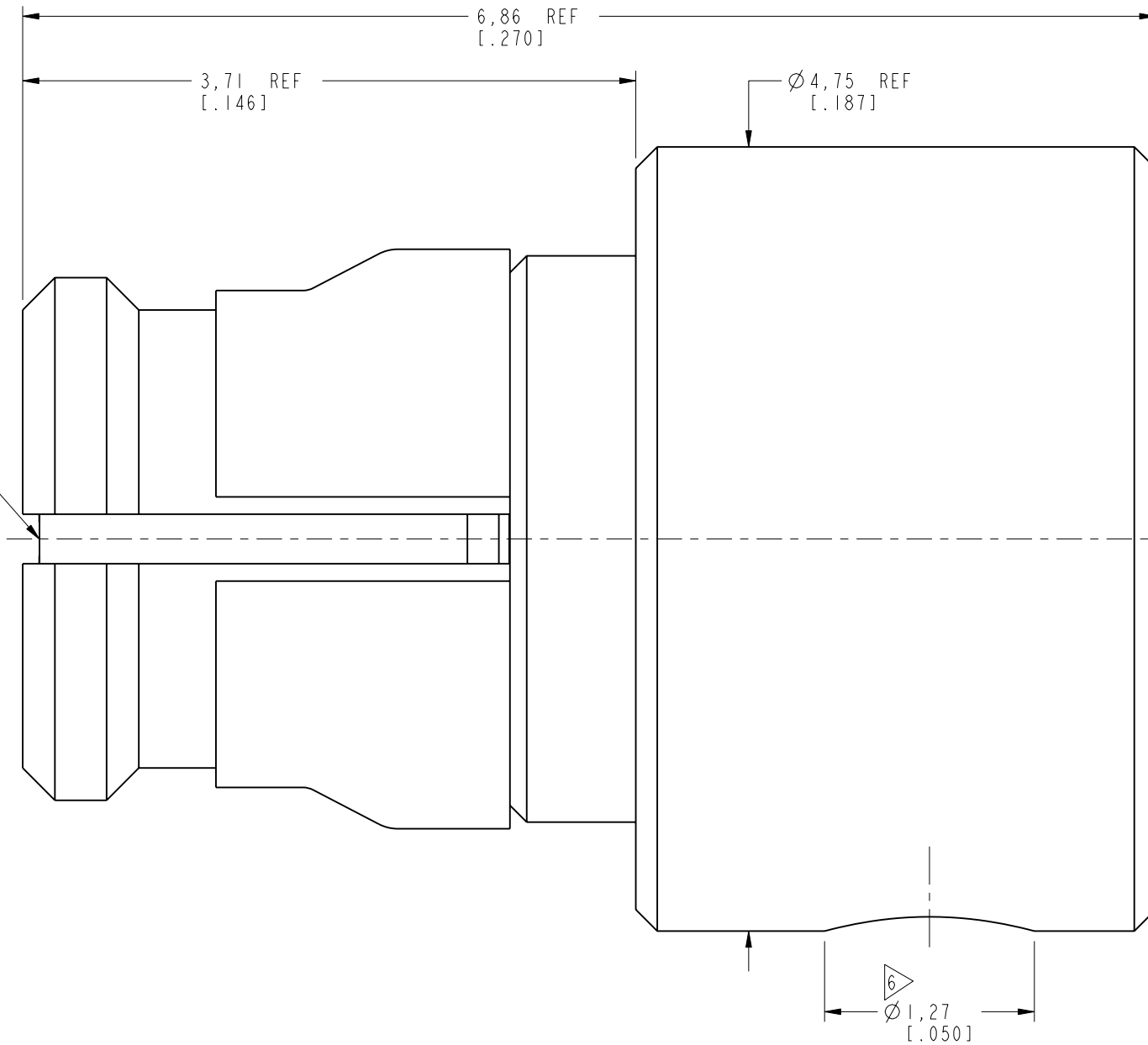
REV	DESCRIPTION	DATE	ECO	APPR
A	RELEASE TO MFG	30-May-18	08221	BMG
B	UPDATED NOTE 3	07-May-19	11421	SH



SCALE 6.000



INTERFACE PER
MIL-STD-348
SERIES: SMP PLUG



CUSTOMER OUTLINE DRAWING
ALL OTHER SHEETS ARE FOR INTERNAL USE ONLY

UNLESS OTHERWISE SPECIFIED, DIMENSIONS ARE IN METRIC AND TOLERANCES ARE:
 <0.5mm ±0.05mm 0.5 - 6mm ±0.1mm 6 - 30mm ±0.2mm 30 - 120mm ±0.3mm ANGLES ±1°

NOTICE - These drawings, specifications, or other data (1) are, and remain the property of Amphenol corp. (2) must be returned upon request; and (3) are confidential and not to be disclosed to any person other than those to whom they are given by Amphenol Corp. the furnishing of these drawings, specifications, or other data by Amphenol Corp., or to any other person to anyone for any purpose is not to be regarded by implication or otherwise in any manner licensing, granting rights to permitting such holder or any other person to manufacture, use or sell any product, process or design, patented or otherwise, that may in any way be related to or disclosed by said drawings, specifications, or other data.

MATERIAL	SEE NOTES
REFERENCE	EAR # 8016 AND SMP-FR-C06
CONFIGURATION LEVEL:	In Work
FINISH	

DRAWN	M. ZHANG	DATE	07-May-19
ENGINEER	VIJI K	DATE	05-Dec-17
APPROVED	S. HSIEH	DATE	07-May-19
CAD FILE			

TITLE	
SMP R/A PLUG WITH ANTI-ROCK RING FOR .047" SEMI RIGID CABLE	
SCALE: 26.0:1.0	SHEET 2 OF 2
DWG SIZE	REV
B	B

Amphenol RF	
www.amphenolrf.com	
DRAWING NO. SMP-FR-C06-2	
ITEM NO. SMP-FR-C06-2	
PART NO. SMP-FR-C06-2	