

41969-2 ✓ ACTIVE

FASTON | FASTON 250

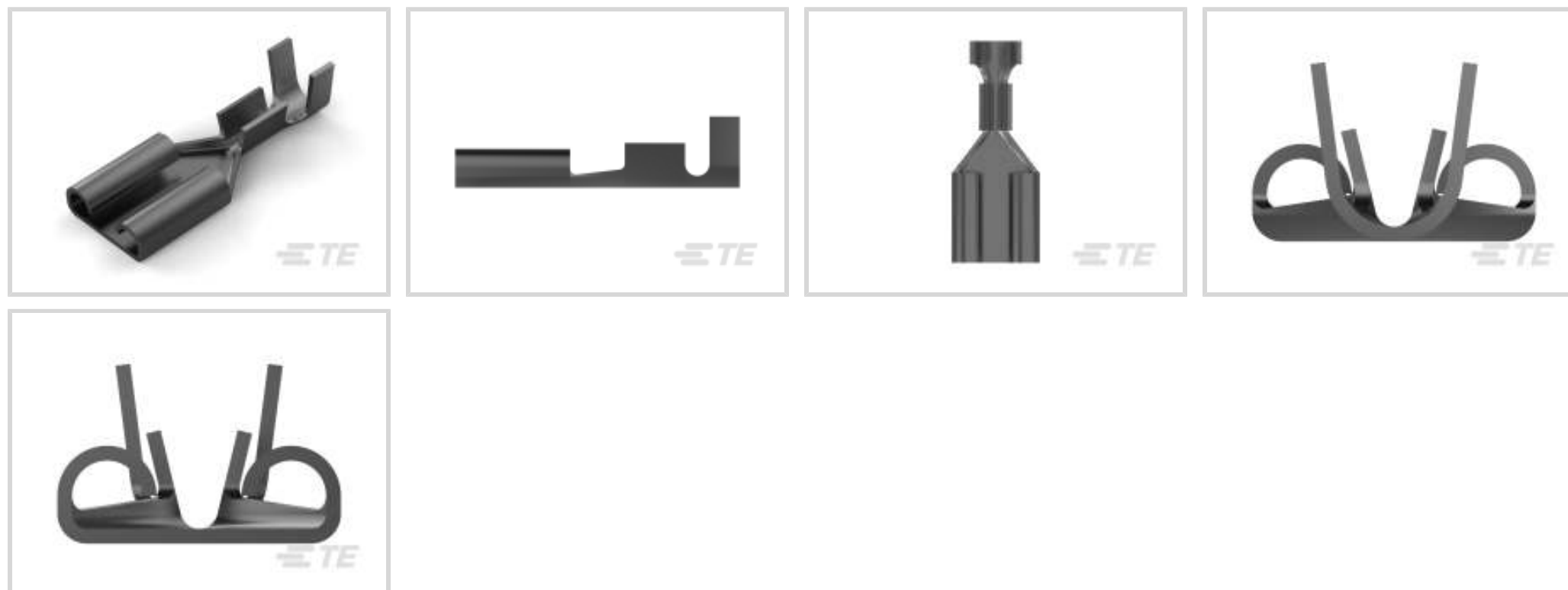
TE Internal #: 41969-2

Quick Disconnects, Receptacle, 22 – 18 AWG Wire Size, .32 – .82 mm² Wire Size, Mating Tab Width 6.35 mm [.25 in], Straight, Brass, FASTON 250

[View on TE.com >](#)



Terminals & Splices > Quick Disconnects



Quick Disconnect Terminal Type: **Receptacle**

Wire Size: .32 – .82 mm²

Mating Tab Width: 6.35 mm [.25 in]

Mating Tab Thickness: .81 mm [.032 in]

Features

Product Type Features

Insertion Force	Normal
-----------------	--------

Configuration Features

Connection Capacity	Single
Compatible With Wire & Cable Type	Discrete Wire

Contact Features

Quick Disconnect Terminal Type	Receptacle
Mating Tab Width	6.35 mm [.25 in]
Mating Tab Thickness	.81 mm [.032 in]
Terminal Orientation	Straight
Contact Base Material	Brass
Terminal Plating Material	Tin
Crimp Type	F-Crimp
Barrel Type	Open

Termination Features

--	--



Product Terminates To	Wire & Cable
-----------------------	--------------

Mechanical Attachment

Wire Insulation Support	With
-------------------------	------

Mating Retention Type	Dimple
-----------------------	--------

Dimensions

Terminal Material Thickness	.41 mm[.016 in]
-----------------------------	-----------------

Product Length	20.44 mm[.805 in]
----------------	-------------------

Compatible Insulation Diameter Range	2.29 – 3.3 mm[.09 – .13 in]
--------------------------------------	-----------------------------

Wire Size	.32 – .82 mm ²
-----------	---------------------------

Usage Conditions

Insulation Option	Uninsulated
-------------------	-------------

Operating Temperature Range	-40 – 110 °C[-40 – 230 °F]
-----------------------------	----------------------------

Industry Standards

Agency/Standard	CSA, UL
-----------------	---------

Packaging Features

Packaging Quantity	500
--------------------	-----

Packaging Method	Loose Piece/Carton
------------------	--------------------

Other

Line	Premier
------	---------

Terminals & Splices Comment	Wire barrel pre-crimped.
-----------------------------	--------------------------

Product Compliance

[For compliance documentation, visit the product page on TE.com>](#)

EU RoHS Directive 2011/65/EU	Compliant
------------------------------	-----------

EU ELV Directive 2000/53/EC	Compliant
-----------------------------	-----------

China RoHS 2 Directive MIIT Order No 32, 2016	No Restricted Materials Above Threshold
---	---

EU REACH Regulation (EC) No. 1907/2006	Current ECHA Candidate List: JUNE 2023 (235) Candidate List Declared Against: JUNE 2023 (235) Does not contain REACH SVHC
--	---

Halogen Content	Low Halogen - Br, Cl, F, I < 900 ppm per homogenous material. Also BFR/CFR/PVC Free
-----------------	---

Solder Process Capability

Not applicable for solder process capability

Product Compliance Disclaimer

This information is provided based on reasonable inquiry of our suppliers and represents our current actual knowledge based on the information they provided. This information is subject to change. The part numbers that TE has identified as EU RoHS compliant have a maximum concentration of 0.1% by weight in homogenous materials for lead, hexavalent chromium, mercury, PBB, PBDE, DBP, BBP, DEHP, DIBP, and 0.01% for cadmium, or qualify for an exemption to these limits as defined in the Annexes of Directive 2011/65/EU (RoHS2). Finished electrical and electronic equipment products will be CE marked as required by Directive 2011/65/EU. Components may not be CE marked. Additionally, the part numbers that TE has identified as EU ELV compliant have a maximum concentration of 0.1% by weight in homogenous materials for lead, hexavalent chromium, and mercury, and 0.01% for cadmium, or qualify for an exemption to these limits as defined in the Annexes of Directive 2000/53/EC (ELV). Regarding the REACH Regulation, the information TE provides on SVHC in articles for this part number is based on the latest European Chemicals Agency (ECHA) 'Guidance on requirements for substances in articles' posted at this URL: <https://echa.europa.eu/guidance-documents/guidance-on-reach>

Compatible Parts



TE Part # 42025-4
250 FASTON REC 18-16 AWG TPBR



REPRESENTATION ONLY

TE Part # 90166-1
DAHT 250 FASTON REC 22-18 ASSY



REPRESENTATION ONLY

TE Part # 575046-1
DAHT 250 FASTON 22-14 ASSY



TE Part # 91514-1
CCII FASTON 250 REC 22-18 ASSY



TE Part # 152422-1
250 FASTON,TAB,ADAPTER,BR



REPRESENTATION ONLY. DIE SET MAY VARY.

TE Part # 2063429-1
SDE F FASTON 250 0.35-2.50mm² ASSY



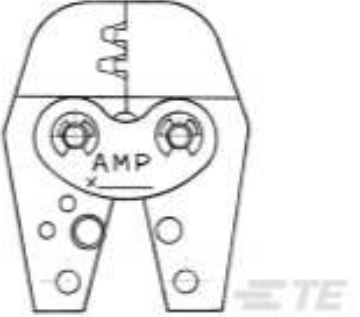
TE Part # 2063429-2
SDE F FASTON 250 0.35-2.50mm² DIE SET



TE Part # 539740-2
DIE F6. 3FF REC.



TE Part # 61873-1
250 FASTON REC 18-14 AWG TPBR



TE Part # 752856-1
DIES 90166-1



TE Part # 169400
CERTI-LOK FRAME W/O DIES

Also in the Series | **FASTON 250**



Compression Connectors(4)



Crimp Terminal Housings(142)




Insertion & Extraction Tools(6)



Magnet Wire Terminals(1)



PCB Terminals(135)



Quick Disconnects(445)

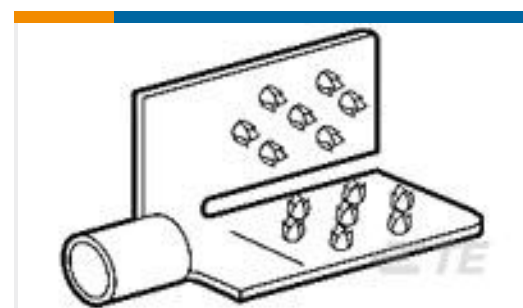


Splices(4)

Customers Also Bought



TE Part #520971-2
ULTRA-POD 250 ASY REC 18-14 AWG
TPBR



TE Part #52195
TERMINAL,TERMI-FOIL 16-14



TE Part #EC0049-000
Z-Type Push-On Markers

Documents

Product Drawings

250 FASTON REC 22-18 AWG BR

English

CAD Files

3D PDF

3D

Customer View Model

[ENG_CVM_CVM_41969-2_AA.2d_dxf.zip](#)

English

Customer View Model

[ENG_CVM_CVM_41969-2_AA.3d_igs.zip](#)

English

Customer View Model

[ENG_CVM_CVM_41969-2_AA.3d_stp.zip](#)

English

By downloading the CAD file I accept and agree to the [Terms and Conditions](#) of use.



Product Specifications

[Wire Preparation And Crimp Inspection Guide](#)

English

Product Environmental Compliance

[MD_41969-2_09192017021_dmtec](#)

English

[MD_41969-2_09192017021_dmtec](#)

English

Instruction Sheets

[Instruction Sheet \(U.S.\)](#)

English

[Crimping Head for FASTON Terminals](#)

English

Agency Approvals

[Agency Approval Document](#)

English